



All India
Ophthalmological Society



Singapore Society
of Ophthalmology



MALAYSIAN SOCIETY OF
OPHTHALMOLOGY

1st AIOS International Conference

(with 37th Singapore-Malaysia Joint meeting in Ophthalmology)

Transforming Paradigms in Ophthalmology



Date : 19-21 January, 2024

Venue : Academia, Singapore General Hospital Campus,
20 College Road, Singapore 169856



Contents

Foreword

Prof. (Dr) Namrata Sharma	4
---------------------------	-------	---

Messages

Dr. Harbansh Lal	5
Dr. Lalit Verma	6
Dr Santosh G Honavar	7

Office Bearers	8
-----------------------	-------	---

Scientific Committee Members	9
-------------------------------------	-------	---

Speaker Guidelines	11
---------------------------	-------	----

Welcome Addresses	14
--------------------------	-------	----

Faculty Talks

• Basic to Advanced : Ocular and tumors / Orbit & Oculoplasty	15
• Pediatric Ophthalmology & Squint	15
• Comprehensive & Community Ophthalmology	16
• Cornea / Glaucoma	17
• Vitreo Retinal Diseases	18
• Diabetic Retinopathy and Medical Retina-	19
• Cataract / Refractive Surgery	20

Case Presentations

• Just Cases : Orbit & Oculoplasty	21
• Just Cases : Mixed Bag	22
• Just Cases : (Retina)	23
• Just Cases : Cornea & Refractive Surgery	14

Videos : Just	25
----------------------	-------	----



Foreword

It is a pleasure to host the first-ever AIOS international meeting in Singapore along with the **37th Singapore - Malaysia joint meeting in Ophthalmology**, in the wonderful Venue of Academia, Singapore General Hospital Campus, 20 College Road, Singapore - 169856.

There has been an overwhelming response from the Indian delegate with more than 248 submissions on the theme of **“Transforming Paradigms in Ophthalmology”**.

It was a daunting task for the reviewers to select the best among them.

We are thankful to our hosts particularly the Singapore Society of Ophthalmology and the Malaysian Society of Ophthalmology for the AIOS conference in their meeting.

This meeting will feature renowned speakers from the Asia-Pacific region and beyond. It is planned with ALL eye care professionals in mind: ophthalmologists, both the young and experienced, general and sub-specialised; nursing and allied health professionals.

It will feature updates on the newest trends and latest innovations that will transform the way we practice. Highlights include skills transfer courses, workshops, and wet labs. The popular Global Young Ophthalmologists Summit will feature YOs in scientific debates on the latest trends and innovations in eye care.

I am grateful to the President of AIOS Dr Harbansh Lal and Chairman AIOS International Relations Committee Dr Lalit Verma, President-Elect of AIOS Dr Samar Basak, Vice President of AIOS Dr Partha Biswas, Hony Secretary General of AIOS Dr Santosh Honavar, Hony. Treasurer of AIOS Dr Manoj Mathur and all the office bearers of AIOS for their support & encouragement in this venture.

We look forward to welcoming you back to Singapore, where I’m sure many of you have missed our delicious Singaporean cuisine and get to network and renew friendships at our social events in one of our many local attractions.

See you in Singapore in January 2024!

Prof. (Dr) Namrata Sharma
Chairperson Scientific Committee, AIOS



Prof. (Dr) Namrata Sharma
Chairperson Scientific Committee, AIOS



Message

I am deeply privileged to host the first ever international meeting of AIOS in Singapore along with the 37th Singapore-Malaysia joint meeting in Ophthalmology, in the wonderful venue of Academia, Singapore General Hospital, 20 College Road, Singapore-169856.

AIOS extends a warm invitation to the fellow ophthalmologists, eye care professionals, industry partners and learners. We are thrilled to bring AIOC to the beautiful city of Singapore and hope that it creates lasting professional relationships, new partnerships, and educational opportunities.

This year we are lucky to have Prof. Namrata Sharma as Chairperson, scientific committee and very pleased to bring you a scientific program that is committed to knowledge and experience sharing for the global ophthalmology community.

The program is carefully designed to expand knowledge and skill with research and cutting edge medical and surgical breakthroughs. Visit the exhibition and interact with industry leaders to learn about innovative developments in technology, eye care diagnostics and treatments.


Through this venture, the AIOC will continue to grow and strengthen as an organization, improving access to the highest quality eye care in order to preserve and restore vision for the people of the world. We look forward to seeing our colleagues come together to meet, interact, and collaborate.

I am grateful Chairman AIOS International Relations Committee Dr Lalit Verma, President-Elect of AIOS Dr Samar Basak, Vice President of AIOS, Dr Partha Biswas, Hony Secretary General of AIOS, Dr Santosh Honavar, Hony. Treasurer of AIOS, Dr Manoj Mathur and all the office bearers of AIOS for their support & encouragement.

Last but not the least, I would like to express my heartfelt gratitude and respect to AIOS personnel who have worked tirelessly and helped set the standard of excellence.

I sincerely wish everyone memorable and outstanding experience, good health and safety as we continue to serve the patients.

Dr Dr. Harbansh Lal
President
All India Ophthalmological Society



Dr. Harbansh Lal
President AIOS



Message

Chairman International Relations Committee, AIOS

Congratulations to all AIOS members for the 1st AIOS International Conference being held along with the 37th Singapore – Malaysia Joint Ophthalmic meeting !

Although the program is not very huge , but it is a good beginning !
Thank Dr Marcus Ang , Chairman Organising Committee of SSO & Ms Amy for the cooperation & extending all possible help ;

Thank entire Governing Council of AIOS , but 2 people deserve special mention :

President AIOS Dr Harbansh Lal for mooted the idea ; He did it for DOS also when he was the President of Delhi Ophthalmological Society & Dr Namrata Sharma for contacting the Singapore authorities & taking it forward on a fast track mode.


Also thanks members of AIOS for their enthusiastic participation at a short notice !

Mr Kripal Rana of AIOS HQ & Mr Bhupinder Singh at the office of AIOS Scientific Committee deserves a special shout for their round the clock help in completion of this ambitious project .

I am sure AIOS will keep collaborating with more such International bodies – This not only helps to project AIOS as a body but also show cases to the world the pioneering and innovative work being done by our members

Congratulations to one & all !
Long Live AIOS !!

Dr Lalit Verma
Chairman International Relation Committee
All India Ophthalmological Society
Past President , AIOS (2022-2023)
Secretary General, South Asian Academy of Ophthalmology



Dr. Lalit Verma
Chairman International Relations
Committee, AIOS





Message

It gives me immense pleasure to extend a warm welcome to all of you for the first International Conference of the All India Ophthalmological Society (AIOS) in collaboration with the Singapore-Malaysia Joint Meeting in Ophthalmology, scheduled to be held from January 19 - 21, 2024, in Singapore. As the Honorary General Secretary of the AIOS, I am delighted to witness this historic collaboration between our society and our esteemed counterparts in Singapore and Malaysia. This conference marks a significant milestone in the field of ophthalmology, bringing together brilliant minds, innovative researchers, and prudent practitioners from diverse backgrounds and geographical regions.



Dr Santosh G Honavar
Honorary General Secretary

The idea of such an international event emerged from Dr Harbansh Lal, the President of AIOS, duly supported by Dr Lalit Verma, the Charman of the International Committee. The scientific program meticulously crafted by Prof. Namrata Sharma promises a rich exchange of knowledge, cutting-edge research, and insightful discussions. Furthermore, this conference provides an exceptional platform for networking and forging valuable professional connections.

I extend my sincere gratitude to all the speakers whose contributions have been invaluable in making this conference possible. I encourage everyone to actively participate, engage, and take full advantage of this exceptional opportunity for professional growth and collaboration. Let us collectively strive to make this event a memorable and enriching experience for all.


Warm regards,

Dr Santosh G Honavar
Honorary General Secretary
All India Ophthalmological Society





Office Bearers




Dr. Harbansh Lal
President



Dr. Samar K Basak
President Elect



Dr. Partha Biswas
Vice President



Dr. Lalit Verma
Immediate Past President



Dr. Santosh G Honavar
Honorary General Secretary



Dr. Manoj Chandra Mathur
Honorary Treasurer



Dr. Namrata Sharma
Chairperson Scientific Committee



Dr. Prashant Keshao Bawankule
Chairman ARC



Dr. M. Vanathi
Editor Journal



Dr. Krishna Prasad Kudlu
Editor Proceedings



Dr. C.V. Gopala Raju
Joint Secretary



Dr. Elankumaran Pasupathi
Joint Treasurer





Scientific Committee Members



Dr. Somasheila I. Murthy



Dr. Jatinder Singh Bhalla



Dr. Pradip Kumar Mohanta



Dr. Piyush R Bansal



Dr. Vardhaman Kankaria



Dr. Amit Porwal



Dr. Fairooz Puthiyapurayil Manjandavida





1st AIOS International Conference with 37th Singapore-Malaysia joint meeting in Ophthalmology (19 -21 January 2023)

AIOS Sessions on 21-01-2023

Hall		Hall	
Time	NAK Auditorium (Level-1)	Time	Seminar Room L1-S2 (Level 1)
11:30 - 11:40	Welcome Addresses	X	
11:40 -12:30	Basics to Advanced : Ocular and Tumors / Orbit & Oculoplasty Faculty talks		
12:30 - 1:00	Pediatric Ophthalmology & Squint Faculty talks		
1:00 - 2:00	Comprehensive & Community Ophthalmology Faculty Talks	1:30 - 2:10	Just Cases : Orbit & Oculoplasty
2:00 - 3:15	Cornea / Glaucoma Faculty talks	2:10 - 3:15	Just Cases : Mixed Bag
3:15 - 4:30	Vitreoretinal Diseases Faculty Talks	03:15 - 4:15	Just Cases : Retina
4:30- 5:10	Diabetic Retinopathy & Medical Retina Faculty talks	4:15 - 5:00	Just Cases : Cornea & Refractive Surgery
5:10 - 6:30	Cataract & Refractive Surgery Faculty talks	5:00 - 6:30	Videos
Packed Lunch : 1 :30 pm - 2:15 pm			
Each Faculty talk, Case Presentation and Video is 4 mins			



Speaker Guidelines

INTRODUCTION

The Organising Committee would like to thank our faculty for agreeing to present at the upcoming 37th Singapore-Malaysia Joint Meeting in Ophthalmology, scheduled for 19 – 21 January 2024 at the Academia, Singapore.

This document has been prepared to assist you with planning an effective presentation for the meeting. We seek your cooperation in adhering to the guidelines below.

A) SPEAKERS REGISTRATION

1. Complimentary registration for ALL Invited speakers.
2. Upon arrival at the meeting venue, kindly proceed to the Meeting Registration Counter located at Level 1 (near the Ngee Ann Kongsi Auditorium) for the collection of your name badge. The opening hours of the registration counter are as follows:

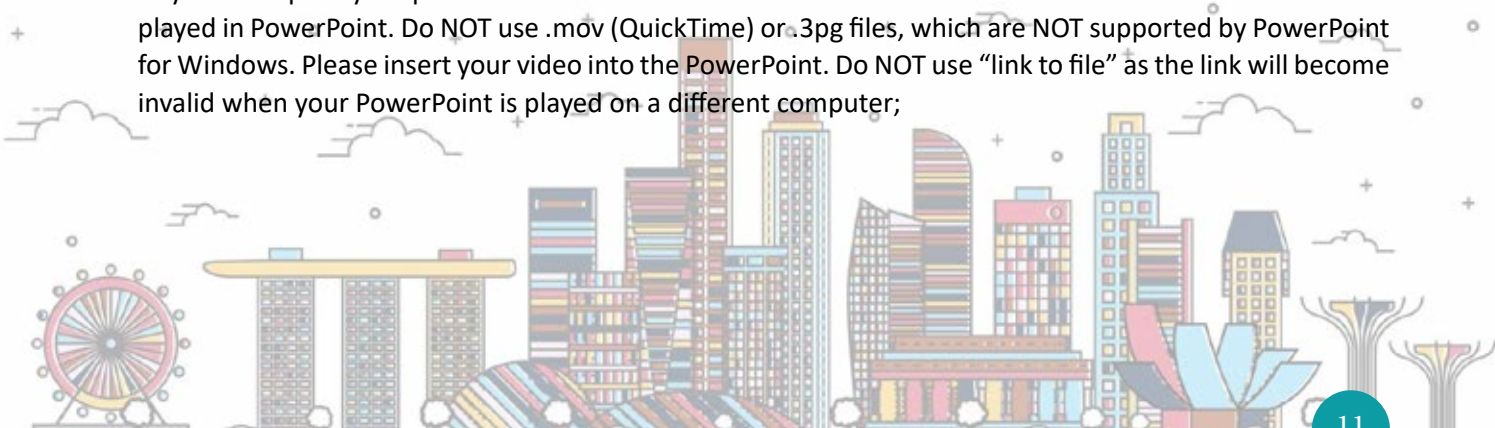
Date	Time
Friday, 19 January 2024	0730 – 1730hrs
Saturday, 20 January 2024	0730 – 1730hrs
Sunday, 21 January 2024	0730 – 1330hrs

3. Name badge is required for admission to the all sessions & social activities. All speakers are requested to put on their name badge at all times.

B) PRIOR TO MEETING

Preparation of Presentation Slides:

1. Visual presentations have to be prepared in Microsoft PowerPoint format (PowerPoint 2013 or higher) in landscape orientation (ratio 16:9);
2. All presentations will run on a Windows 11 laptop.
If you have prepared your slides using other software for example: OpenOffice, Powerpoint for Mac, Keynote, please convert the slide deck to Microsoft Powerpoint for Windows PC before submitting it to the secretariat on 5 Jan 2024 (see point no. 7 below).
3. All presentations must be made in English. The use of an interpreter is not permitted;
4. When choosing fonts for your presentation, please make sure that they are supported by Microsoft Office 2010 & above. If a non-standard font is used, it should be embedded in your PowerPoint presentation;
5. Any video clips in your presentation files should be in MP4 encoded to H.264 or WMV format that can be played in PowerPoint. Do NOT use .mov (QuickTime) or .3pg files, which are NOT supported by PowerPoint for Windows. Please insert your video into the PowerPoint. Do NOT use “link to file” as the link will become invalid when your PowerPoint is played on a different computer;





6. Please specify the file name as “SSO2024_Session #_First Name Last name”, e.g. SSO2024_ Session 1: Cornea_Aaron Chin.ppt;
7. Presentations using personal laptop computers will NOT be permitted. Please send your PowerPoint presentation before 5 Jan 2024 to: Sin-Malmeeting2024@eventsthreesixty.com.sg. Should you have any audio files, they are to be sent together with your presentation slides to us, or upload together with your slides at the Speakers Ready Corner.
8. If you would like to amend your presentation deck after submission, please save the updated file on a thumb drive and bring it with you to the speakers’ ready corner for uploading. Do ensure your thumb drive is secure and virus-free.

C) AT THE MEETING

UPLOADING OF SLIDES:

1. If you have missed the submission deadline of 5 January 2024, please submit your presentation and any audio/video files at the Speakers Ready Corner, located at level 1, Foyer of Ngee Ann Kongsi Auditorium (next to the registration counter) AT LEAST 4 hours prior to your presentation.
2. The opening hours of the Speakers Ready Corner are as follows:-
Friday, 19 January 2024 7.30am – 5.30pm
Saturday, 20 January 2024 7.30am – 5.30pm
Sunday, 21 January 2024 7.30am – 12pm
3. The computers in the Speaker Ready Corner will have the same configuration as those in the session rooms. It is imperative that you review your slides (including testing of any embedded videos) in the Speaker Ready corner prior your presentation. Our technicians will be on standby to help resolve any compatibility and/or formatting issues;
4. The Organising Committee would not be held responsible for any non-display from personal laptop.

BEFORE THE SESSION

1. The session rooms will be equipped with a projector, screen, PC laptop and microphones for your use. Technical support will be provided;
2. Please arrive 15 minutes before the start of your session. All sessions will start and end on time, and this will be strictly enforced by the Session Chairs.
3. Reserved Seats for Speakers

Front row seats are reserved for invited speakers. Please be seated at the designated seats for ease of identification by the respective session chairs.





DURING PRESENTATION

1. There will be a podium from where presentations will be presented; session chairs will invite speakers up to the podium at the appropriate time;

2. Laser Pointer

A laser pointer will be available on the podium.

3. Time Keeping

There will be a countdown timer next to the podium that will indicate the duration of your presentation. <2 mins, 1 min and 0 - any alert>

Each presentation should adhere strictly to the allotted time. Please do NOT overrun, as every overtime minute would deduct the same for the subsequent presenters on the agenda. It is critical to stay on schedule so that attendees may move between sessions as needed. All presenters need to be respectful towards their fellow session presenters & attendees;

All the sessions will start and end on time, and this will be strictly enforced by the Session Chairs





Welcome Address

Date	21 January 2024
Time	11:30 - 11:40
Hall	NAK Auditorium (Level-1)

Prof. Marcus Ang

Chairman, Organising Committee, SSO

Prof. Gavin Tan

Chairman, Scientific Committee, SSO

Dr. Harbansh Lal

President, AIOS

Dr. Lalit Verma

Chairman International Relation Committee, AIOS

Dr. Santosh G. Honavar

Honorary General Secretary, AIOS

Dr. Namrata Sharma

Chairman Scientific Committee, AIOS

(Each address is 2 mins)



Faculty Talks

Basic to Advanced : Ocular and tumors / Orbit & Oculoplasty

Chairperson	Santosh Honavar	Date	21 January 2024
Convenor	Amrita Sawhney	Time	11:40 - 12:30
Moderator	Puneet Jain	Hall	NAK Auditorium (Level-1)

S.No	Title	Presenter Name
1	Mystery behind the upheave	Palla Krishna Teja
2	Contracted socket: Basic principles of evaluation and management	Amrita Sawhney
3	Foam Sclerotherapy	Rachna Agarwal
4	Orbital imaging: Reading CT Scan plates: An Overview	Shalini Kumari
5	Pigmented Conjunctival Tumors: What's What	Puneet Jain
6	Intraocular Seeds in Retinoblastoma - Current Concepts	Santosh Honavar
7	Orbital metastasis	Kavya M Bejjanki

Pediatric Ophthalmology & Squint

Chairperson	Yogesh Shukla	Date	21 January 2024
Convenor	Suraj Singh Senjam	Time	12:30 - 01:00
Moderator	Digvijay Singh	Hall	NAK Auditorium (Level-1)

S.No	Title	Presenter Name
1	Infantile Nystagmus Syndrome	Digvijay Singh
3	Ocular imaging in pediatric corneal opacities	Sonam Yangzes
3	Management of Refractive Errors in Children--Uncharted Waters.	Yogesh Shukla
4	Rehabilitation for children with blinding ROP	Suraj Singh Senjam





Comprehensive & Community Ophthalmology

Chairperson	Sharad Chandra Lakhotia/Suraj Singh Senjam
Convenor	Nishat Hussain
Moderator	Gulam Ali Kamdar

Date	21 January 2024
Time	01:00 - 02:00
Hall	NAK Auditorium (Level-1)

S.No	Title	Presenter Name
1	Update on MGD	Sharad Chandra Lakhotia
2	Technology Based Dry Eye Treatment	Gunjan Budhiraja
3	Exploring the role of different surgical approaches for pterygium on dry eyes: Does it hold significance?	Snehal Mahadik
4	The Invisible Invincibles- Our Experience with Viruses and Chlamydia as Ocular Pathogens	Nishat Hussain
5	Alternative Strategies for Community Screening of Avoidable Blindness	Abhishek Onkar
6	Awareness, Attitudes, and Practices (AAP) regarding Myopia among Indian Parents	Gulam Ali Kamdar
7	A Comprehensive Guide to Safe Cataract Surgery	Samina F Zamindar
8	CHOP (Children Hospital of Philadelphia) algorithm as a predictor of the development of Retinopathy of Prematurity (ROP) and its prognosis	Sandip Kumar Sahu
9	Ocular Trauma Score - Clinical Implications	Ketaki Bhat Shah
10	The Novel 4D Cost Effective Holographic AI MetaVerse With Augmented Reality	Prasanna Venkatesh Ramesh
11	Mapping causal pathways of ocular diseases: Genomic and proteomic approach	Jasbir Kaur





Cornea / Glaucoma

Chairperson	Namrata Sharma / Arundhati Anshu
Convenor	Shakeen Singh
Moderator	Vanita Pathak Ray

Date	21 January 2024
Time	02:00 - 3:15
Hall	NAK Auditorium (Level-1)

S.No	Title	Presenter Name
1	Singapore corneal transplant registry - long term graft outcomes	Arundhati Anshu
2	PKP in difficult situations	Shakeen Singh
3	DSAEK donor graft preparation	Alluri Himabindu
4	DSEK - Challenging cases made easy	Karan Bhatia
5	IOCT guided in Endothelial Keratoplasty	Namrata Sharma
6	Gonioscopy Tips For The Clinician And The Cutting Edge Researchers	T Raveendra
7	Antiglaucoma medications in special situations	Shylesh Dabke
8	Trabeculectomy with small incision cataract surgery; gaurdian angel for economically ladened and highly populated nations	Techi Dodum Tara
9	Management of aqueous misdirection (malignant glaucoma) by an anterior segment surgeon	Vanita Pathak Ray
10	Steroid Induced Glaucoma, A review of clinico-pathological & Advocacy Issues	P Krishna Prasad
11	AI for Glaucoma Screening: What lies ahead?	Lavanya Raghavan





Vitreous Retinal Diseases

Chairperson	Lalit Verma
Convenor	Ajay Aurora
Moderator	Avnindra Gupta

Date	21 January 2024
Time	03:15 - 04:30
Hall	NAK Auditorium (Level-1)

S.No	Title	Presenter Name
1	Digital amsler grid	Yusra Asad
2	Fundus Photography in Retinopathy of Prematurity	Nikita Arora
3	Clinching diagnosis with fundus fluorescein angiography	Dheepak
4	Vitreous-Retinal Interface Disorders	Lalit Verma
5	Scleral Buckle - learning from mistakes	Aman Khanna
6	Innovative V-R techniques to help anterior segment surgeon	Avnindra Gupta
7	Our experience with Biosimilars	Shweta Singh
8	Suprachoroidal Space Injection : A Novel Technique to manage Macular Edema	Ajay Aurora
9	Anti VEGF injections in Retinopathy of Prematurity, OCT Angiography	Vasumathy V
10	My experience in 3D VR surgery	Prashant Bawankule
11	Intermediate uveitis	Parvez Siddiqui
12	Optic Pit Maculopathy	Rajpal Vohra
13	Morning Glory Disc Anomaly. Rare presentations of this rare disease	Jayant Kumar
14	Atypical manifestations of toxoplasmosis	Sanjay S
15	Diabetic retinopathy an approach to health care delivery-health economics perspective	Sayantana Ghosh





Diabetic Retinopathy and Medical Retina

Chairperson	Lalit Verma
Co-Chairperson	Ajay Aurora
Moderator	Avnindra Gupta

Date	21 January 2024
Time	04:30 - 05:10
Hall	NAK Auditorium (Level-1)

S.No	Title	Presenter Name
1	BASIC OCT INTERPRETATION	Shishir Verghese
2	OCT Biomarkers in AMD	Harshit Vaidya
3	Ocular Manifestations of Diabetes	Neetu Gagneja
4	Basics of Diabetic vitrectomy	Amit Kumar Deb





Cataract / Refractive Surgery

Chairperson	Harbansh Lal	Date	21 January 2024
Convenor	Partha Biswas	Time	05:10 - 06:30
Moderator	Namrata Sharma	Hall	NAK Auditorium (Level-1)

S.No	Title	Presenter Name
1	Tips in Toric IOL implantation	Harbansh Lal
2	Charting the stormy water - Capsulotomy in tricky situation	Aarti S Heda
3	Cataract Surgery in patients with significant corneal opacity	Hemant Kamble
4	Mohanta's Submarine Chop for Rock-hard cataracts.	Pradip Kumar Mohanta
5	Dropless Cataract Surgery	Abhijit Kumar Handique
6	Latest Advancement in Cataract Surgical Training	Ashish Bacchav
7	Reverse surgical training in MSICS	Sushil Kumar Kar
8	Explanting long standing IOLs -opaque & anisometric IOL	Vibha Gupta
9	Intraoperative flap complications and management	Ashish Bhojak
10	Refractive Puzzle : case based	Mohak Shah
11	ICL Experience in the Past 20 years	Partha Biswas
12	My experience with Presbyond	KP Kudlu





Case Presentation

Just Cases : Orbit & Oculoplasty

Chairperson	Santosh G Honavar
Co-Chairperson	Arpan Gandhi
Moderator	

Date	21 January 2024
Time	1:30 - 2:10
Hall	Seminar Room L-S2 (Level-1)

S.No	Title	Presenter Name
1	'Surprise! A cystic mystery'	Sriraj Alapati
2	Unmask the masquerade	Anooja Sasikumar
3	Orbital Apex Syndrome- A Case Report	Mariya Banu Ranjini
4	Orbital inflammations a riddle	Arpan Gandhi
5	Primary Osteosarcoma Of The Orbit: A Rare Tumor	Swetank Sinha
6	Kearns-Sayre Syndrome Masquerading as Juvenile Myasthenia Gravis	Swarna Gaikwad
7	Choroidal Osteoma - A Rare Disease Entity	Aakriti Agarwal





Just Cases : Mixed Bag

Chairperson	Santosh Honavar
Convenor	Namrata Sharma
Moderator	

Date	21 January 2024
Time	2:10 - 3:10
Hall	Seminar Room L-S2 (Level-1)

S.No	Title	Presenter Name
1	Bitot's spots, Vitamin A deficiency and Axenfeld Rieger Malformation	Arnav Panigrahi
2	True exfoliation syndrome: Case series	Deepa Ramamoorthy
3	Analysis of early postoperative complications following AADI valve surgery for neovascular glaucoma	Manogna Aitharaju
4	Postoperative Visual loss after Spine surgery	Shruti Dayal Chawla
5	Approach to chronic pseudophakic malignant glaucoma : A tug of war	Shruthi P S
6	Foster Kennedy Syndrome caused by Temporal Lobe Meningioma	Rajesh Pattebahadur
7	Penetrating injury with iris prolapse, multiple surgeries, phased treatment	Jyoti
8	Ocular Tumoral Calcinosis : A Rare Disorder, Not Be Missed!	Kalpana Ramamoorthy





Just Cases : (Retina)

Chairperson	Lalit Verma
Co-Chairperson	Ajay Aurora
Moderator	Avnindra Gupta

Date	21 January 2024
Time	3:10 - 4:15
Hall	Seminar Room L-S2 (Level-1)

S.No	Title	Presenter Name
1	Pregnancy blues or hidden mystery ? Your Retina will tell !	Soundhar Subramanian
2	A tract in the retina?	Gautam Kacker
3	A rare case of Lipemia Retinalis in Neonate	Kritika
4	A case of unilateral retinal detachment with Iris cyst s/p bilateral operated PPV with PPL with retro fixated Iris claw lens for posteriorly dislocated IOL in a Marfan’s syndromic child	Adwitiya Biswas
5	Multimodal imaging in a case of bilateral exudative retinal detachment in a case of Preeclampsia associated HELLP Syndrome	Rajwinder Kaur
6	USUAL OR UN-USUAL- A rare presentation in syphilis	Neha Bajpayee
7	Is Leukemic Retinopathy or Multiple tyrosine kinase inhibitors a catalyst of vitreous hemorrhage ?	Swapnil Vidhate
8	Diabetic vitrectomy surgeries in flat neovascularizations and proliferations	Awaneesh Upadhyay
9	Beating around the Bronze- a case of Stargardt’s disease	Afrid Jaipuri
10	A mysterious case of unilateral disc edema	Anuja Patil
11	Basal cell carcinoma of eyelid case	Maxwell Silva
12	Macular telangiectasia type 2	Maxwell Silva





Just Cases : Cornea & Refractive Surgery

Chairperson	Harbansh Lal
Convenor	Partha Biswas
Moderator	Namrata Sharma

Date	21 January 2024
Time	4:15 - 5:00
Hall	Seminar Room L-S2 (Level-1)

S.No	Title	Presenter Name
1	Bilateral Scleromalacia and Hypotony - Different Strokes	Poorna Chandrika Yennapu
2	Corneal Intraepithelial lesion (CIN)	Charu Sagar
3	Case series of Post Keratoplasty concomitant Fungal and Adenoviral keratitis	Supriya Dhar
4	Unpredictable outcomes post phakic intraocular lens implantation	Garvita Dabas
5	Outcomes of Corneal Refractive Surgery in Patients with Corneal Opacity	Shreyosi Bala
6	The Tiny Titan- A Unique Case of a Giant Pediatric Corneal Keloid	Aiswarya Sasi



Videos : Just

Chairperson	Lalit Verma	Date	21 January 2024
Convenor	Avnindra Gupta	Time	5:00 - 6:30
Moderator		Hall	Seminar Room L-S2 (Level-1)

S.No	Title	Presenter Name
1	Optimizing Vision After Trauma: Sutured Scleral Fixation of Toric Intraocular Lens	Raj Shri Hirawat
2	Big Refractive Astigmatic surprise corrected by Flipping Toric IOL	Rajesh Kapoor
3	“Passing the Baton: A compilation of tips and tricks in cataract surgery imbibed from great mentors.”	Kanika Bhardwaj
4	IOL Scaffold- One Technique, Many Scenarios	Nilesh Kumar
5	Retinal tools to the rescue of the cataract surgeon	Smruti Savale
6	Temporary keratoprosthesis assisted vitrectomy for a case of corneal infiltrate	Sowmya peri
7	Saving the canaliculus: modified approach to PMCT	Srushti Bagde
8	27 GAUGE	Kajal Singh
9	Large macular hole closure with various types of ILM flaps.	Siddharth Sane
10	An Eye Grasp - Stone Trouble in the Eye	Anugraha Balamurugan
11	Decoding Posterior Vitreous Detachment Techniques in Complex PDR	Saveen Gupta
12	Narrow Escape: A Tale of Macular Foreign Body	Divakant Mishra





All India Ophthalmological Society (AIOS)

8A, Karkardooma Institutional Area, Near DSSSB Building,
Manglam Road, Karkardooma, Delhi-110092

Telephone: 011 - 22373701-05

E-mail: secretary@aios.org / aioffice@aios.org