

The 40th Asia-Pacific Academy of Ophthalmology Congress
In Conjunction with
The 83rd Annual Conference of the All India Ophthalmological Society



Transcending Beyond Boundaries

April 3 to 6, 2025

YASHOBHOOMI

(India International Convention & Expo Centre)
Sector 25 Dwarka, Bharthal, Delhi, 110061 (INDIA)

This Book Reflects Changes upto 27th March 2025

Changes in Scientific Program made after 27th March 2025 are reflected in the Soft-version of the Book on www.aios.org/AIOS App/ 'Program Overview' booklet



European Accreditation Council
for Continuing Medical Education
(EACCME[®]) with 28.0 European
CME credits (ECMEC[®]s).

CONTENTS

1	Welcome Messages	5
	<ul style="list-style-type: none"> 1.1 Congress President – Lalit VERMA 1.2 APAO President – Ava HOSSAIN 1.3 AIOS President – Samar BASAK 1.4 SAO President – Rajvardhan AZAD 1.5 APAO 2025 Scientific Program Committee Chair – Dennis LAM 1.6 APAO 2025 Scientific Program Committee Co-Chair & AIOS Scientific Committee Chair – Namrata SHARMA 1.7 APAO Secretary-General & CEO – Clement C THAM 1.8 AIOS Honorary General Secretary – Santosh HONAVAR 	
2	Council and Committees	17
	<ul style="list-style-type: none"> 2.1 About Your Host - APAO 2.2 About Your Local Host - AIOS 2.3 Knowing Your Incoming APAO President – Tetsuro OSHIKA 2.4 Knowing Your Incoming AIOS President – Partha BISWAS 2.5 APAO Council 2.6 APAO Member Societies 2.7 AIOS Council 2.8 Academic Partner - South Asian Academy of Ophthalmology (SAO) 2.9 SAO Council 2.10 Organizing Committee 2.11 International Advisory Board 2.12 Scientific Program Committee 2.13 Abstract Reviewers and Evaluators 2.14 Supporting Organizations 2.15 APAO Secretariat 2.16 AIOS Secretariat 	
3	Congress Highlights	56
	<ul style="list-style-type: none"> 3.1 Award Lectures 3.2 AIOS President's Guest Speakers 3.3 International Societies 3.4 International Speakers 	

4

Congress Information

77

- 4.1 Congress Practical Guide
- 4.2 Congress Directory
- 4.3 Venue and Getting Around
- 4.4 Floor Plans
- 4.5 Shuttle Route and Schedule
- 4.6 Program Overview
- 4.7 Program at a Glance
 - 4.7.1 Day 1 – April 3, 2025 (Thursday)
 - 4.7.2 Day 2 – April 4, 2025 (Friday)
 - 4.7.3 Day 3 – April 5, 2025 (Saturday)
 - 4.7.4 Day 4 – April 6, 2025 (Sunday)
- 4.8 Social Programs

5

Awards & Lectures

101

- 5.1 APAO Awards
 - 5.1.1 APAO Named Awards & Lectures
 - Jose Rizal Medal
 - Holmes Lecture
 - ICO Mark Tso Golden Apple Award
 - Nakajima Award
 - Dennis Lam Award
 - 5.1.2 Service Awards
 - Distinguished Service Awards
 - Outstanding Service in Prevention of Blindness Awards
 - 5.1.3 APAO Achievement Awards
 - Senior Achievement Awards
 - Achievement Awards
 - 5.1.4 Best Scientific Paper Awards
 - 5.1.5 Travel Grants
 - Prof. Yasuo Tano Travel Grants
 - Young Ophthalmologists Travel Grants
- 5.2 AIOS Awards
 - 5.2.1 Lifetime Achievement Awards
 - 5.2.2 AIOS Endowment Lectures
 - L P Agarwal Endowment Lecture
 - P. Namperumalsamy Endowment Lecture
 - Daljit Singh Endowment Lecture
 - Gullapalli N Rao Endowment Lecture
 - S.S. Badrinath Endowment Lecture
 - 5.2.3 AIOS General Awards
 - AIOS P. Siva Reddy International Award
 - AIOS R.P Dhanda Award (Joint)

- AIOS R.P Dhandra Award (Joint)
- AIOS E V Srinivasan Award

- 5.2.4 Free Paper Awards
- 5.2.5 Physical Poster Awards
- 5.2.6 Poster Podium Presentation Awards
- 5.2.7 Top 16 Videos
- 5.2.8 Achievement Awards
- 5.2.9 Best Papers from Different States of India
- 5.2.10 Eyeinvent Hackathon
- 5.2.11 Proceeding Appreciation Certificate
- 5.2.12 IJO Awards
- 5.2.13 ARC Awards

6

Scientific Program Schedule

147

- 6.1 Plenary Sessions
- 6.2 International Invited Program
- 6.3 International Submitted Program
 - 6.3.1 Instruction Courses
 - 6.3.2 Free Papers
 - 6.3.3 Poster Discussion Sessions
 - 6.3.4 Posters
 - 6.3.5 E-Posters
 - 6.3.6 Videos
- 6.4 Program by the Day
 - 6.4.1 Day 0 – April 2, 2025 (Wednesday)
 - 6.4.2 Day 1 – April 3, 2025 (Thursday)
 - 6.4.3 Day 2 – April 4, 2025 (Friday)
 - 6.4.4 Day 3 – April 5, 2025 (Saturday)
 - 6.4.5 Day 4 – April 6, 2025 (Sunday)
- 6.5 AIOC Theatre (E-Posters / E-Videos)
- 6.6 Physical Posters (AIOS)
- 6.7 E-Posters (AIOS)
- 6.8 KIOSK - Videos (AIOS)
- 6.7 Wet Lab Courses

7

Disclosure

608

- 7.1 Financial Disclosure
- 7.2 List of Industry Sponsors

The contents herein are correct at the time of publication and may be subject to change. For the most current updates on programs, please visit the Congress website at <https://2025.apaophth.org/> or check the APAO Congress App on mobile devices.

Commercial names of medical devices/software/equipment may appear because they are linked to specific medical procedures. However, other products in the market can be used to perform the medical procedures mentioned in the presentations. The organizers of this Congress do not endorse any particular product.

Ranked #9 in 2024 among the World's SCI Eye Journals

Rank	Journal	Impact Factor
1	Progress in Retinal and Eye Research	18.7
2	Ophthalmology	13.2
3	JAMA Ophthalmology	8.0
4	Ocular Surface	6.0
5	Survey of Ophthalmology	5.2
6	Investigative Ophthalmology & Visual Science	5.0
6	Clinical and Experimental Ophthalmology	5.0
6	Annual Review of Vision Science	5.0
9	Asia-Pacific Journal of Ophthalmology	4.3
10	Eye and Vision	4.2
11	American Journal of Ophthalmology	4.1
11	Contact Lens & Anterior Eye	4.1
13	British Journal of Ophthalmology	3.8
14	Canadian Journal of Ophthalmology	3.3
15	Experimental Eye Research	3.0
15	Acta Ophthalmologica	3.0
15	Current Opinion in Ophthalmology	3.0



Remarks: The total number of SCI eye journals in Ophthalmology is 62.
IF indicates impact factor.

Features



- ✓ Purely Online; Bi-monthly
- ✓ Open-access (Free Download)

Contact Information

Editorial Office


Email: apjo-mail@apaophth.org

To submit
manuscripts,
please visit:




<https://www.sciencedirect.com/journal/asia-pacific-journal-of-ophthalmology>

Editors-in-Chief



Dennis S.C. Lam



Jost B. Jonas



1 WELCOME MESSAGES



WELCOME MESSAGE

Congress President APAO 2025 New Delhi Congress



Dear Friends and Colleagues,

Namaste!

A very warm welcome to the 40th Asia-Pacific Academy of Ophthalmology (APAO) Congress, being held in the vibrant city of New Delhi from April 3 to 6, 2025, in conjunction with the 83rd Annual Conference of the All India Ophthalmological Society (AIOS).

We are excited to see the APAO's return to India, after we last hosted this prestigious annual event in 2013. Over the years, many advancements in clinical practices have been achieved, numerous scientific discoveries have been made, and patients' needs for eye care services have evolved. We look forward to seeing you again at the 2025 Congress, a grand gathering for ophthalmologists and visual scientists from the Asia-Pacific region and worldwide to exchange the latest knowledge and ideas. This event will be hosted at the newly constructed state-of-the-art venue of Yashobhoomi – the India International Convention & Expo Centre (IICC) in New Delhi, which is India's largest convention center.

Beyond our scientific program, the Congress offers wonderful opportunities for networking, collaboration, and building long-lasting professional relationships. Besides this, focus would also be on imparting ophthalmic education through wet labs (surgical skill development courses) and video-assisted surgeries. I sincerely invite you to share your expertise and forge new connections that will drive the pioneering efforts in our field.

India, a land of rich cultural heritage and unparalleled diversity, is honored to host this important event. As you immerse yourself in the feast for the mind in our scientific sessions, I also encourage you to explore the country's historical wonders, culinary delights, and natural landscapes, making your experience truly memorable.

Join us for this extraordinary opportunity to gain new insights, enrich your experience, network with your peers, and work together towards the shared mission with the AIOS - "From Darkness to Light."



Lalit VERMA
President
APAO 2025 Congress

WELCOME MESSAGE

President

Asia-Pacific Academy of Ophthalmology



Dear Friends and Colleagues,

On behalf of the Asia-Pacific Academy of Ophthalmology (APAO), I am honored to welcome you all to the 40th APAO Congress to be held in the vibrant city of New Delhi, India from April 3-6, 2025.

The APAO Congress is the pinnacle meeting of ophthalmologists and visual scientists of the Asia-Pacific region. Year after year, it brings together top-notch speakers, practicing professionals, and academic researchers from all over the region and beyond to discuss the latest developments in the prevention, diagnosis, and treatment of eye diseases.

Under the theme of “Transcending Boundaries in Ophthalmology”, the 2025 congress will be co-hosted with the All-India Ophthalmological Society (AIOS). Amid the rapid changes and expansion of the field of ophthalmology, this event provides a unique platform for you to keep abreast of emerging trends and knowledge, and to explore collaboration opportunities with colleagues from different countries and subspecialties. From leading experts and seasoned professionals to young doctors and trainees, I am sure everyone will find it rewarding to engage in the thought-provoking dialogues in our scientific sessions, and to forge lasting friendships with like-minded peers through our social functions.

May I thank all the individuals involved in organizing this congress for their dedicated efforts and impressive commitment to making it a success. I am also eagerly anticipating the enthusiastic participation and support of our delegates. Together, let us embark on this remarkable journey of knowledge, inspiration, and camaraderie!

Sincerely,



Ava HOSSAIN
President
Asia-Pacific Academy of Ophthalmology

WELCOME MESSAGE

President

All India Ophthalmological Society APAO-AIOS 2025



Dear Friends,

It is with great honor and immense pleasure that I welcome you to the 40th APAO Congress, co-hosted by the 83rd Annual Conference of the All India Ophthalmological Society (AIOS), called **APAO-AIOS 2025 Congress** set to take place in the heart of India—at the Yashobhoomi - India International Convention & Expo Centre, Dwarka, New Delhi **from April 3-6, 2025**.

With the theme “**Transcending Boundaries in Ophthalmology**,” this prestigious event is more than just a conference—it is a global gathering of experts, practitioners, researchers, and trainees, all united by a shared passion for advancing eye care. Together, we will explore the latest breakthroughs, engage in insightful discussions, and collaborate on shaping the future of ophthalmology.

A Community Committed to Vision and Innovation

As of December 2024, 27 national, regional, and territorial societies have joined the Asia-Pacific Academy of Ophthalmology (APAO) as full or associate members. The Asia-Pacific region alone accounts for more than 120,000 ophthalmologists—representing 59% of the world's ophthalmology community. This underscores the immense responsibility we share in improving vision and quality of life across the region and beyond.

The **APAO-AIOS Congress is more than just a meeting**—it is a thriving community of 120,000 like-minded professionals, united by a commitment to advancing eye health. Through robust discussions and meaningful exchanges, we will push the boundaries of what is possible in ophthalmology, forging new paths toward excellence in patient care.

Envisioning the Future of Eye Health

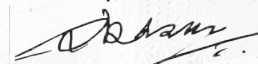
“To see and see well”, we must protect not only our vision but also the very conditions that sustain it and to guard our seeing by protecting the dark (*tamso ma jyotirgomoyo* – from darkness to light).

Our eyes are a complex ecosystem—from the tear film to the layers of the cornea; the lens and zonules; and then to the retina, choroid, and optic nerve complex — all forming the integral parts of this delicate ecosystem. Both the ecosystems of our eyes and the larger ecosystems they are a part of must be better cared for to achieve greater clarity, perhaps even to envision a future where we can all navigate with a positive outlook toward better eye healthcare.

A Heartfelt Thanks

I extend my deepest gratitude to the organizing committees of both sides, all the members of the APAO and AIOS Secretariates. And to all delegates.

Sincerely,



Samar Kumar BASAK
President, All India Ophthalmological Society APAO-AIOS 2025

WELCOME MESSAGE

President

South Asian Academy of Ophthalmology



Dear Esteemed Colleagues and Distinguished Guests,

On behalf of the South Asian Academy of Ophthalmology (SAO), I am honored to welcome you all to the 40th Asia-Pacific Academy of Ophthalmology (APAO) Congress. To friends from all over the Asia-Pacific and across the world, I extend a warm greeting as you join us in the dynamic city of New Delhi.

This year marks a significant milestone as the APAO Congress introduces its first-ever academic partner. The SAO feels deeply privileged to assume this role. This unprecedented collaboration opens a new avenue for exchanging professional and scientific knowledge. By working together, we strive to advance the field of ophthalmology and, most importantly, improve patient care across our diverse regions.

Born from the vision of the South Asian Association for Regional Cooperation (SAARC), the SAO embodies the spirit of unity in diversity. Spanning from the world's highest mountains to the smallest island nation, our partnership reflects the rich tapestry of cultures, environments, and medical practices across Asia and the Pacific.

As we gather for this congress, we are not only sharing knowledge, but also building bridges between different healthcare systems, practice guidelines, and clinical approaches. Our collective expertise will certainly contribute to bringing peace, progress, and prosperity to our entire region through improved eye health.

I encourage all delegates to engage fully in the upcoming lectures, discussions, and networking opportunities. Together, we can push the boundaries of ophthalmic science and practice, creating a brighter future for eye care in our region and the world.

Sincerely,



Rajvardhan AZAD
President
South Asian Academy of Ophthalmology (SAO)

WELCOME MESSAGE

Scientific Program Committee Chair APAO 2025 New Delhi Congress



Dear Friends and Colleagues,

It is my privilege to extend a warm welcome to all of you to the 40th Asia-Pacific Academy of Ophthalmology (APAO) Congress in the capacity of APAO 2025 Scientific Program Committee (SPC) Chair.

The Asia-Pacific is home to more than 4 billion people, and there are significant challenges in eye care. We face a rising threat of age-related eye diseases among an aging population, a diverse demographic landscape with a broad spectrum of ocular conditions, and an imbalanced distribution of resources that hinders the prevention and eradication of blindness in some parts of the region. By coming together and pooling our collective expertise, we strive to devise innovative solutions to ensure quality eye care for all.

With this vision, the APAO and SPC are committed to designing a comprehensive scientific program for ophthalmologists and visual scientists from the region and beyond to exchange the latest knowledge and discuss collaborative efforts. The 2025 congress is anticipated to bring together over 500 top-notch speakers from India and around the world. Their pioneering research, groundbreaking discoveries, and cutting-edge techniques will undoubtedly shape the future of ophthalmology. We are also expecting an attendance of around 10,000 participants, who will contribute their ideas and experience through our interactive symposiums, workshops, and other scientific sessions.

I look forward to meeting you in New Delhi and working with you towards a better and brighter world!

Best regards,



Dennis LAM
Chair
APAO 2025 Scientific Program Committee

WELCOME MESSAGE

APAO 2025 Scientific Program Committee Co-Chair & AIOS Scientific Committee Chair



Dear Friends and Colleagues,

It is my pleasure and honor to welcome each one of you to the 40th Asia-Pacific Academy of Ophthalmology (APAO) Congress in conjunction with the 83rd Annual Conference of the All India Ophthalmological Society (AIOS) held in the beautiful city of New Delhi from April 3 to 6, 2025.

This event will be hosted at the state-of-the-art convention center, which is also one of the largest convention centers in the Asia-Pacific region: Yashobhoomi, the India International Convention and Expo Centre (IICC) at New Delhi.

A wonderful scientific program has been designed by Prof. Dennis LAM which is comprehensive and has luminaries not only from the Asia-Pacific region but also globally. The theme of the Congress is aptly “Transcending Beyond Boundaries”, as we truly have “World Ophthalmology Face to Face” with 500+ international faculty. The program not only targets the general or comprehensive ophthalmologists but also the subspecialists.

The Congress offers wonderful opportunities for networking, collaboration, and building long-lasting professional relationships. In addition to this, our primary focus will be on advancing ophthalmic education. This prestigious, large-scale conference brings together ophthalmologists from over 54 countries, featuring an extensive scientific program. There are 500 plus international speakers and 34 international societies. Attendees will also have the opportunity to engage in innovative and dynamic platforms such as video sessions, interactive kiosks, Teachers of Tomorrow, the Ophthalmic Quiz, as well as specialized hands-on courses like Technical Skill Transfer Courses, Diagnostic Skill Transfer Courses, and Surgical Skills Transfer Courses. The key highlights of the conference include **Eye Sustainability**, **Run for Vision**, and the engaging **Young Ophthalmologist Sessions**. I warmly invite you to contribute your expertise, connect with global leaders, and be part of groundbreaking advancements that will shape the future of Ophthalmology.

As you engage in thought-provoking scientific sessions, I invite you to also experience the country's rich history, exquisite cuisine, and breathtaking landscapes, ensuring a truly unforgettable visit. India, a land of vibrant cultural heritage and remarkable diversity, is proud to host this prestigious event.

Eye Sustainability, Run for Vision With warmest regards,



Namrata SHARMA
AIOS Scientific Committee Chair
APAO 2025, Scientific Program Committee Co-Chair (India)

WELCOME MESSAGE

Secretary-General and CEO Asia-Pacific Academy of Ophthalmology

Dear Friends and Colleagues,



It is with immense honor and pleasure that I welcome you to the 2025 Congress of the Asia-Pacific Academy of Ophthalmology (APAO), held in conjunction with the 83rd Annual Conference of the All India Ophthalmological Society (AIOS) at the India International Convention & Expo Centre in New Delhi, India, from April 3 to 6, 2025.

This year's congress promises to be an inspiring and transformative experience. With over 500 internationally renowned speakers, we anticipate groundbreaking presentations across a diverse spectrum of topics within major ophthalmic subspecialties. With more than 10,000 participants expected to attend, our collective knowledge and passion will drive innovations in eye care, benefiting patients worldwide.

On behalf of APAO and our Member Societies, I would like to express our deepest heartfelt thanks to Dr. Lalit VERMA, APAO 2025 Congress President, and our dedicated colleagues at the AIOS, for organizing this exceptional event. I would also like to convey our deepest gratitude to our APAO 2025 Scientific Program Committee (SPC) Chair Prof. Dennis LAM and all its members, whose dedication and hard work are instrumental to curating such an intellectually stimulating scientific and educational program.

Lastly, it is your active engagement that truly elevates these endeavors. We are truly grateful for your unwavering support, and we look forward to welcoming you all in person to this exciting and enriching scientific gathering in the vibrant city of New Delhi.

Warmest regards,



Clement C THAM
Secretary-General and CEO
Asia-Pacific Academy of Ophthalmology

WELCOME MESSAGE

APAO-AIOS 2025, New Delhi AIOS Honorary General Secretary



Dear Friends,

It is with great pleasure and pride that I welcome you to the 40th Asia Pacific Academy of Ophthalmology Congress, held alongside the 83rd All India Ophthalmological Society Annual Meeting (APAO-AIOS) from April 2-6, 2025, in New Delhi. Our venue, Yashobhoomi, is one of the world's most modern convention centers, providing the perfect setting for this landmark event.

This conference unites the brightest minds from across the world for knowledge exchange, collaboration, and advancements in eye care. I extend my sincere gratitude to Dr. Lalit Verma, Congress President, whose tireless efforts have been integral to this event, along with Dr. Harbansh Lal, the Organizing Chairman.

A special thanks to Dr. Samar K. BASAK, AIOS President; Dr. Partha BISWAS, incoming President; Dr. Jeevan S. TITIYAL, Vice President; and Dr. Manoj C. MATHUR, Treasurer, for their unwavering commitment. I also acknowledge the leadership of APAO, including Dr. Ava HOSSAIN (President), Dr. Clement THAM (Secretary General and CEO), Dr. Kenneth FONG (Treasurer), and their dedicated teams led by Cynthia WONG and Kripal RANA.

My heartfelt congratulations to Dr. Namrata SHARMA, Chairperson of the Scientific Committee, and her dedicated team. Together with Prof. Dennis LAM, Scientific Program Chair of APAO 2025, they have designed an innovative scientific program that addresses the latest advancements in ophthalmology, inspiring new research and fostering collaboration. I extend my gratitude to past President Prof. Raj Vardhan AZAD and Dr. Mahipal S. SACHDEV for their leadership in securing this conference for India, and to Dr. Namrata SHARMA for her unwavering efforts over three years to make this dream a reality.

I also acknowledge the contributions of AIOS's academic arms, including the Academic and Research Committee (ARC) led by Dr. Prashant K. BAWANKULE, the Indian Journal of Ophthalmology team headed by Dr. M. VANATHI, and AIOS Proceedings edited by Dr. Krishna PRASAD KUDLU. Special thanks to Dr. C.V. GOPALA RAJU (Joint Secretary) and Dr. Elankumaran P (Joint Treasurer) for their invaluable support.

A special appreciation goes to the DOS Local Organizing Committee for their meticulous planning. I also extend heartfelt thanks to our esteemed guests, attendees, exhibitors, and sponsors, whose contributions make this conference a success. Let us seize this opportunity to exchange ideas, forge new partnerships, and shape the future of ophthalmology. Wishing you all an enriching and inspiring experience.

Warm regards,

Santosh G Honavar

Santosh G. HONAVAR
Honorary Secretary
All India Ophthalmological Society (AIOS)



APAO INTERNATIONAL FELLOWSHIP PROGRAM

Our Vision Your Education

The APAO International Fellowship Program (IFP) provides selected young ophthalmologists in the Asia-Pacific region with the opportunity to further their education by improving their clinical skills, surgical experience and research skills at internationally renowned training centers around the world.

We Support

- Up to 5 fellows per year
- 3- or 12-month fellowship at 1 of 15 accredited **APAO International Training Centers**
- Up to US\$ 1,000 for airfare & monthly allowance of US\$200

Eligibility Requirements

- From an **APAO member nation**;
- Have completed basic residency training in ophthalmology;
- Published at least 1 original scientific article in an indexed peer-reviewed journal;
- Younger than age 40.

APAO Fellows



Dr. Mengtian KANG
(China)

12-month research fellowship
at New Zealand National Eye Centre



Dr. Christopher GO
(Australia)

3-month clinical fellowship
at Department of Ophthalmology,
University of Hong Kong



Dr. Meghana TANWAR
(India)

3-month clinical observer-ship
at Osaka University Medical School



<https://apaophth.org/fellowship-program/>
Email: ifp@apaophth.org



@APAOphth



@APAOphth

Application for the program opens from May 1 to June 30 every program year
Stay tuned for next call for application via APAO media platforms



Asia Pacific Society of Ophthalmic Plastic & Reconstructive Surgery 25th Anniversary

Masterclass Series

Join us in celebrating 25 years of excellence in oculofacial surgery!

APSOPRS Masterclasses bring together renowned experts and participants from across the region for an extraordinary learning experience.

Masterclasses Include:

Orbital Fracture Reconstruction
Oculofacial Aesthetics
Nasal Endoscopy
Orbital Decompression for Thyroid Eye Disease
Digital Photography and Archiving
YAPSOPRS Leadership Development



Co-hosted by its member countries.

 **Find Out More:**

Scan the QR code or visit apsoprsmasterclass.weebly.com for full details.



Asia-Pacific Glaucoma Society

The Asia-Pacific Society (APGS) was established to provide a venue for glaucoma & non-glaucoma specialists to communicate, engage in collaborative research and service projects, and transfer skills and knowledge in this rapidly advancing field. Through APGS, our members can be updated on advances in all aspects of glaucoma diagnosis and management.

Scan the QR code to become an APGS member today!



Website: www.apglaucomasociety.org

Membership Benefits:



Access to articles, newsletter, clinical practice guidelines, journals and other resources for Glaucoma



Access to valuable educational resources, past webinar recordings and surgical videos through the APGS online educational platform



Opportunities to expand your network and share knowledge through our APGS Online Communities and at our events



Eligibility for awards and recognition



Discounted rates to the Asia-Pacific Glaucoma Congress



8th Asia-Pacific Glaucoma Congress

SNEC 35th Anniversary International Meeting

Save the Date

24-26 July 2026

Suntec Convention Centre, Singapore

Visit the Congress website
apgcongress.org



Organised by



Singapore National Eye Centre
SingHealth



2 COUNCIL AND COMMITTEES



ABOUT YOUR HOST - APAO



Asia-Pacific Academy of Ophthalmology (APAO)

The Asia-Pacific Academy of Ophthalmology (APAO) is a supranational organization that welcomes participation from national, territorial, and subspecialty-based ophthalmic societies in the Asia-Pacific region.



As of April 2025, the APAO membership boasts 27 national/ territorial societies and 12 subspecialty societies. Together, we represent almost 120,000 ophthalmologists across the Asia-Pacific, accounting for approximately 59% of the global ophthalmology community.

Being the major driving force of ophthalmic development in the Asia-Pacific region, the APAO seeks to promote the science and art of ophthalmology in the Asia-Pacific region, eliminate preventable blindness through teaching, research and service, foster cooperation between various ophthalmological societies in different countries, and encourage collaboration with other international and regional ophthalmological organizations.

Accordingly, the APAO organizes an annual congress, co-organizes scientific meetings and conferences, publishes the Asia-Pacific Journal of Ophthalmology, recognizes ophthalmologists' achievements in research, education, and blindness prevention, runs a leadership development program and an international fellowship program, offers training and learning opportunities to young ophthalmologists, and provides an online platform on which ophthalmologists from different parts of the world can interact and consult with one another.

For more information about APAO, please visit : www.apaophth.org

ABOUT YOUR LOCAL HOST - AIOS



All India Ophthalmological Society (AIOS)

The All India Ophthalmological Society (AIOS) was established in the year 1930. It is one of the largest professional societies of ophthalmologists in the world. Membership of the society has continuously grown over the years and currently it has over 28,500 life members. The society is dedicated to fostering the advancement of ophthalmic sciences, research, and the development of skilled professionals. Our primary goal is to serve communities by promoting the study and practice of ophthalmology while fostering social connections among ophthalmologists nationwide.

Our Scientific Program Committee is devoted to curating a world-class scientific agenda. AIOS serves as a hub for ophthalmic professionals and industry partners, offering a platform to share expertise and experiences. We advance the science and art of ophthalmology by organizing various training programs through the Academic and Research Committee, educational initiatives, online resources, and publishing the esteemed Indian Journal of Ophthalmology. Our aim is to eradicate preventable blindness through education, research, and clinical services regionally and globally.

For further details, visit our website at <https://aios.org>.

8A, Karkardooma Institutional Area,
Near DSSB Building,
Manglam Road Karkardooma,
Delhi-110092
India

Tel: +91 011- 22373701 - 05
Email: secretary@aios.org / aiooffice@aios.org
Website: <https://www.aios.org/index.php>

KNOWING YOUR INCOMING APAO PRESIDENT



Tetsuro OSHIKA
MD, PhD, FARVO
Japan

Prof. Tetsuro Oshika, currently Chairman and Professor of Ophthalmology at the University of Tsukuba, Japan, is a preeminent figure in the field of ophthalmology. His illustrious career is marked by exceptional leadership and groundbreaking contributions.

In April 2025, he will assume the role of President of the Asia-Pacific Academy of Ophthalmology (APAO). Prof. Oshika has served an unprecedented three terms as President of the Japanese Ophthalmological Society (JOS) from 2017 to 2025. He is also the founding President of the Japanese Society of Artificial Intelligence and Vice-President of the Academy of Asia-Pacific Professors of Ophthalmology (AAPPO).

Renowned for his expertise in cataract and anterior segment surgery, Prof. Oshika has made pioneering advancements in ocular optics, corneal topography, and ocular imaging. His prolific academic contributions include approximately 650 peer-reviewed publications, over 100 textbook chapters, and more than 400 invited lectures. The impact of his research is underscored by a total Impact Factor of 2,310 and H-index scores: 85 (Google Scholar), 67 (Scopus), and 60 (Web of Science).

Prof. Oshika's work has garnered numerous prestigious accolades, including the ICO Tadeusz Krwawicz Gold Medal (2024), APAO Jose Rizal Medal (2016), and the American Academy of Ophthalmology Achievement Award (2006). A highly sought-after keynote speaker, he frequently shares insights on surgical innovation, ocular imaging, and AI integration in ophthalmology at international conferences.

One of Prof. Oshika's most notable accomplishments was his role as President of the 2014 World Ophthalmology Congress (WOC) in Tokyo. This landmark event drew a record 20,000 participants from over 160 countries, marking it as the most successful WOC in history and highlighting Prof. Oshika's exceptional organizational prowess.

Beyond his professional achievements, Prof. Oshika harbors a passion for rock music. During his college years, he worked part-time in the music industry and often reflects that he might have pursued a career as a music writer had he not chosen ophthalmology.

Prof. Tetsuro Oshika's unwavering commitment to advancing ophthalmology, fostering innovation, and mentoring future leaders continues to inspire and shape the global ophthalmic community.

KNOWING YOUR INCOMING AIOS PRESIDENT



Partha BISWAS
India

“Arise, awake, and don't stop until the goal is reached.” — Swami Vivekananda

Born in Kolkata, Dr. Partha BISWAS was raised in a family that deeply valued education and service. His father, Late Asu BISWAS, a chief engineer, instilled discipline and integrity, while his mother, Late Kanika Biswas, nurtured compassion and care.

He studied at St. Xavier's, Hazaribagh, excelled academically, and was an allrounder.

He was awarded the university Husnain Gold Medal from Prince of Wales Medical College, Patna. His passion for ophthalmology was fuelled by mentors like Prof. R.K. TIWARY and Prof. Mangtoo RAM. He trained at Aravind Eye Hospital, inspired by Dr. G VENKATASWAMY and his VR Fellowship was at Sankara Nethralaya under Dr. S.S Badrinath.

He was trained in Refractive surgery by pioneers Prof Michael Knorz & Prof. Burkhard DICK.

Dr. Biswas is a trailblazer in refractive surgery in Eastern India, introducing advanced techniques like Phakic IOL and SMILE.

He is the Medical Director of Trenetrallya, Kolkata, a premier eye hospital. He also established the Asu Biswas Kanika Biswas Foundation, dedicated to eradicating blindness and advancing community eye care.

A leader in the AIOS for 17 years, he has served as President-Elect (2024-25), Vice President (2023-24), Chairman of the Scientific Committee (2020-23) & Chairman Academic Research Committee (2014-2020) He rolled out 240 ARC Physical program in his 6 years tenure & curated first Virtual AIOC in 2021.

Dr. Biswas has received numerous prestigious awards, including the Col. Rangachari Award, APAO Achievement Award (2025), ESCRS Video award 2013, APACRS Video award 2013, Alim Memorial Lecture Bangladesh 2022. His renowned 'Court Martial in Ophthalmology' sessions over the last 15 years has seen 180 sessions Nationally and Internationally.

Beyond his clinical and academic contributions, Dr. Biswas is also a passionate mentor and teacher, and his skills reflect in Trenetrallya's Fellowship program in Refractive and Cataract surgery.

Supported by his wife, Ms. Monideepa BISWAS, CEO of Trenetrallya, and his daughter, Dr. Preeyam BISWAS, an ophthalmologist, Dr. Biswas remains committed to advancing eye care and medical education.

As he steps into the role of AIOS President, his vision is to foster excellence in education, research, and clinical practice, ensuring a brighter future for ophthalmology in India. AIOS proudly welcomes Dr. Partha BISWAS as the new President.

APAO COUNCIL (2023-2025)

Office Bearers

President



Ava HOSSAIN
(Bangladesh)

Secretary-General



Clement C THAM
(Hong Kong, China)

President-Elect



Tetsuro OSHIKA
(Japan)

Vice-President



Taraprasad DAS
(India)

Vice-President



David MACKAY
(Australia)

Treasurer



Kenneth FONG
(Malaysia)

Deputy Secretary-General



Andrew CHANG
(Australia)

Ex-Officio Members

Immediate Past President



Ningli WANG
(China)

Immediate Past Secretary-General



Dennis LAM
(Hong Kong, China)

**Congress President
2023**



Kenneth FONG
(Malaysia)

**Congress President
2024**



Mohamad SIDIK
(Indonesia)

**Congress President
2025**



Lalit VERMA
(India)

**Congress President
2026**



Jason YAM
(Hong Kong, China)

Regional Secretaries



Dariz MUSLEM
(Afghanistan)



David MACKEY
(Australia & New Zealand)



Sharfuddin AHMED
(Bangladesh)



Helena HURAIRAH
(Brunei, Associate Member)



Do SEIHA
(Cambodia)



Ke YAO
(China)



An-Guor WANG
(Chinese Taipei)



Ian WONG
(Hong Kong, China)



Santosh HONAVAR
(India)



Astrianda SURYONO
(Indonesia)



Siamak ZAREI-GHANA VATI
(Iran)



Koh-Hei SONODA
(Japan)



Hungwon TCHAH
(Korea, Republic of)



Chynara BAZARBAEVA
(Kyrgyzstan)



Khamphoua SOUTHISOMBATH
(Laos, Associate Member)



Muiz MAHYUDIN
(Malaysia)



Mohamed AZZAM
(Maldives, Associate Member)



Bulgan TUVAAN
(Mongolia)



Tin WIN
(Myanmar)



Rohit SAIJU
(Nepal)



Alma NACUVA
 (Pacific Islands, Associate Member)



Muhammad MOIN
 (Pakistan)



Ruben SIONG
 (Philippines)



Marcus ANG
 (Singapore)



Lalitha SENERATH
 (Sri Lanka)



Wanicha CHUENKONGKAEW
 (Thailand)



Nguyen Xuan HIEP
 (Viet Nam)

Subspecialty Society Representatives



Donald TAN
 (Asia Cornea Society)



S NATARAJAN
 (Asia Pacific Ophthalmic Trauma Society)



Reynaldo JAVATE
 (Asia-Pacific Society of Ophthalmic Plastic and Reconstructive Surgery)



Mingguang HE
 (Asia Pacific Tele-Ophthalmology Society)



Seng Kheong FANG
 (Asia-Pacific Glaucoma Society)



Tien-Yin WONG
 (Asia-Pacific Ocular Imaging Society)



Santosh HONAVAR
 (Asia-Pacific Society of Ocular Oncology and Pathology)



Jason YAM
 (Asia-Pacific Strabismus and Paediatric Ophthalmology Society)



Andrew CHANG
 (Asia-Pacific
 Vitreo-Retina Society)



Norihiko YOKOI
 (Asia Dry Eye Society,
 Associate Member)



Satoshi KASHII
 (Asian Neuro-Ophthalmology
 Society, Associate Member)



Xingtao ZHOU
 (Asia-Pacific Myopia
 Society, Associate Member)

Councilors-at-Large



Hugh TAYLOR
 (Australia)



Ashok GROVER
 (India)



Gullapalli Nag RAO
 (India)



Charles MCGHEE
 (New Zealand)



Hyosook AHN
 (Korea, Republic of)



Paisan RUAMVIBOONSUK
 (Thailand)

Standing Committee Chairs

Advisory



Frank MARTIN
 (Australia)

Advocacy



Tetsuro OSHIKA
 (Japan)

AI & Digital Innovation



Daniel TING
 (Singapore)

Awards



Ava HOSSAIN
(Bangladesh)

Congress



Clement C THAM
(Hong Kong, China)

Constitution & Bylaws



Frank MARTIN
(Australia)

Fellowship



Nadeem BUTT
(Pakistan)

Gateway Project



Nitin VERMA
(Australia)

Journal & Online Education



Dennis LAM
(Hong Kong, China)

Leadership Development



Muhammad MOIN
(Pakistan)

Membership



David MACKEY
(Australia)

Ophthalmic Education



Rajvardhan AZAD
(India)

Practice Guidelines



Xiaoxin LI
(China)

Prevention of Blindness



Ningli WANG
(China)

Public Education



Yizhi LIU
(China)

Research



Ching-Yu CHENG
(Singapore)

Subspecialty



Shigeru KINOSHITA
(Japan)

Women in Ophthalmology



Ava HOSSAIN
(Bangladesh)

Young Ophthalmologists



Seng Kheong FANG
(Malaysia)

APAO MEMBER SOCIETIES

NATIONAL / TERRITORIAL MEMBERS



Afghanistan Society of Ophthalmology



All India Ophthalmological Society



Cambodian Ophthalmological Society



Chinese Ophthalmological Society



College of Ophthalmologists of Sri Lanka



Indonesian Ophthalmologists Association



Iranian Society of Ophthalmology



Japanese Ophthalmological Society



Korean Ophthalmological Society



Kyrgyz Society of Ophthalmology



Malaysian Society of Ophthalmology



Mongolian Ophthalmologists' Society



Myanmar Ophthalmological Society



Nepal Ophthalmic Society



Ophthalmological Society of Bangladesh



Ophthalmological Society of Pakistan



Philippine Academy of Ophthalmology, INC.



Singapore Society of Ophthalmology



The Hong Kong Ophthalmological Society



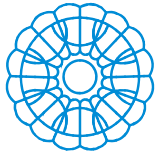
The Ophthalmological Society of Chinese Taipei



The Royal Australian and New Zealand College of Ophthalmologists



The Royal College of Ophthalmologists of Thailand



Vietnam Ophthalmological Society

ASSOCIATE NATIONAL MEMBERS



Brunei Ophthalmology Society



Lao Ophthalmological Society



Maldives Ophthalmology Society



Pacific Eye Care Society

SUBSPECIALTY MEMBERS




Asia Cornea Society



Asia Pacific Ophthalmic Trauma Society




Asia Pacific Society of Ophthalmic Plastic and Reconstructive Surgery




Asia Pacific Tele-Ophthalmology Society



Asia-Pacific Glaucoma Society



Asia-Pacific Ocular Imaging Society



Asia-Pacific Society of Ocular Oncology and Pathology



Asia-Pacific Strabismus and Paediatric Ophthalmology Society




Asia-Pacific Vitreo-retina Society


ASSOCIATE SUBSPECIALTY MEMBERS



Asia Dry Eye Society



Asian Neuro-Ophthalmology Society



Asia-Pacific Myopia Society

AIOS COUNCIL

All India Ophthalmological Society OFFICE BEARERS



Samar Kumar BASAK
President



Partha BISWAS
President Elect



Jeewan S TITIYAL
Vice President



Santosh G. HONAVAR
Honorary General Secretary



Manoj Chandra MATHUR
Honorary Treasurer



Namrata SHARMA
Chairperson Scientific
Committee



Elankumaran PASUPATHI
Joint Treasurer



C. V. Gopala RAJU
Joint Secretary



**Prashant Keshao
BAWANKULE**
Chairman ARC



M. VANATHI
Editor-Journal



Krishna Prasad KUDLU
Editor-Proceedings



Harbansh LAL
Immediate Past President

ACADEMIC PARTNER



South Asian Academy of Ophthalmology (SAO)

The idea of the South Asian Association for Regional Cooperation (SAARC) was conceived in 1970, and a formal charter was signed at the governmental level by the seven founding countries on December 8, 1985, in Nepal. The eighth country, Afghanistan, joined in April 2007.

SAO is a unique concept of regional cooperation with a very distinct diversity of geography, culture, and environment. The region features the highest mountains in the world and has land-locked mountain terrains. One of the member countries, Maldives, is the smallest island nation in the world. SAO got its affiliation with SAARC because of its impressive academic and patient care in this region.

Health professionals from these countries join hands to develop common goals, objectives, and opportunities, where health interventions will not only achieve freedom from illness but also ensure a bright future by bringing peace, progress, and prosperity to the entire region. Currently, the SAARC Academy of Ophthalmology is referred to as the South Asian Academy of Ophthalmology (registered name), or SAO. Its President is Prof. Dr. Rajvardhan AZAD and its Secretary-General is Dr. Lalit VERMA.

Tel: +91 011-41751527 / +91 8285851527

Email: saosecretariat@gmail.com

Website: <https://www.sao.org.in/>

SAO COUNCIL

President



Rajvardhan AZAD

Vice President 1



MD Sharfuddin AHMED

Vice President 2



P. S. MAHAR

Vice President 3



Rohit SAIJU

Secretary General



Lalit VERMA

Deputy Secretary General



Namrata SHARMA

Treasurer



Tariq Reza ALI

Deputy Treasurer



Rajesh SINHA

Chairman
 Scientific Committee



Syed Imtiaz ALI

Immediate Past
 President



O. K. MALLA

ORGANIZING COMMITTEE

Core Team



Namrata SHARMA
Chairperson, Organizing
Committee



Rohit SAXENA
President, DOS



Rajesh SINHA
Vice President, DOS



Prafulla K. MAHARANA
Secretary, DOS



Kirti SINGH
Treasurer, DOS

Local Organizing Committee

Chairman Reception Committee

Namrata SHARMA

Co-Chairman Reception Committee

Rohit SAXENA, Rajesh SINHA

Chief Organizing Secretary

Prafulla MAHARANA

Treasurer

Kirti SINGH

Additional Organizing Secretaries

R P SINGH, M VANATHI

Joint Organizing Secretaries

Bhupesh SINGH, Rahul MAYOR

Joint-Treasurers

Ruchi GOEL, Ashu AGARWAL, Sanjeev GUPTA, Vipul NAYAR, J S BHALLA, Rajib MUKHERJEE

Patrons

RB JAIN, RV AZAD, Ashok GROVER, JC DAS, Noshir SHROFF, Mahipal SACHDEV
PV CHADHA, Rajendra KHANNA

Advisors

P.K. KHOSLA, A.K. GUPTA, M.S. BOPARAI, KPS MALLIK, Lalit VERMA, S BHARTI, Harbansh LAL, B P GULIANI
J S TITIYAL, Cyrus SHROFF, Kamlesh, Rakesh MAHAJAN, Rajendra PRASAD, B GHOSH, Atul KUMAR
Anita PANDA, Radhika TANDON, JKS PARIHAR, S K MISHRA, Sarita BERI, Subhash DADEYA

Members Scientific Advisory Committee

Virendra SANGWAN, Pradeep SHARMA, Ramanjit SIHOTA, Sudarshan KHOKHAR, Mandeep BAJAJ
Anuj MEHTA, Manisha AGARWAL, Sunita DUBEY, Ajay AURORA, Poonam JAIN

COMMITTEES

Committee	Chairman	Co-chairman	Members
Accommodation Committee	Vishnu Swaroop GUPTA	HK YADUVANSHI,	Amit GUPTA, Ashwini GHAI, D K MEHTA, Digvijay SINGH, Rakesh GUPTA
Transport Committee	Sanjay CHAUDHARY	Vivek GUPTA	Avnindra GUPTA, JL GOYAL, Sagarika PATIYAL, Vinay GARODIA
Cultural Committee	Umesh BAREJA	Taru DEWAN	Aditi Ghose, Reena SETHI, Ritin GOYAL, Sunandini BOSE
Trade Coordinating Committee	Mohita SHARMA	Hardeep SINGH	Deepak VERMA, Ikeda LAL, SN JHA, Tushar GROVER
Website Management Committee	Dinesh TALWAR	Praveen VASHIST	Bhavna CHAWLA, PK SAHU, Praveen MALLIK, R V SINGH, Tushar AGARWAL
Audiovisual Committee	Harsh KUMAR	Pankaj VARSHNEY	Devender SOOD, L D SOTA, Ritika SACHDEV, Rohit NANDA
Awards Committee	Ritu ARORA	Sandhya MAKHIJA	Bhuvan CHANANA, R K BHANDARI, Ramendra BAKSHI, Ritu NAGPAL, Varun GOGIA
VIP Hospitality Committee	GK DAS	C P KHANDELWAL	AK SINGH, Ruchir TEWARI, Siddharth MADAN, Vinod BIALA
Promotion and Publicity Committee	Pawan GOYAL	Arti NANGIA	Anu MALIK, Rajat JAIN, T M SHARMA, Yogesh GUPTA
International Co-ordination Committee	Rishi MOHAN	Neeraj SANDUJA	Ajay AGARWAL, Neha GOEL, Pranita SAHAY, Viney GUPTA
Food and Beverage Committee	Tanuj DADA	Saurabh CHAUDHARY	Deepa SHARMA, Parijat CHANDRA, Umang MATHUR, Rajiv BAJAJ
Souvenir Committee	Arun SETHI	Amit KHOSLA,	Abhishek DAGAR, Ankur SINGH, Rajpal VOHRA, Rushad SHROFF
Certificate and Memento Committee	Rajiv MOHAN	Col. Sandeepan MUKHERJEE	A K JAIN, Aditi Sood DUSHAJ, Dipankur MAHAJAN, Gagan BHATIA, Ramnath
Spouse Programme Committee	Gyan GOEL	R K RANA	Anita SETHI, Jasvinder CHILANA, Satish GUPTA, SK NARANG
Medical Aid Committee	Arun SANGAL	Shailender CHAUDHARY	Jaswant ARNEJA, Nagendra VASHISHT, Rajan MALLIK, Anil TANWAR
Security Committee	Alkesh CHAUDHARY	Jatinder BALI	Suraj MUNJAL, V. RAJSHEKHAR, Vinod AGARWAL
Kit Distribution committee	V P GUPTA	M D SINGH	Meenakshi TAKKAR, Dewang ANGMO, Sudipto PAKRASI, Tinku BALI
Registration Committee	Sharad LAKHOTIA	Piyush KAPUR	Dipender Vikaram SINGH, M C AGARWAL, Neeraj SINDHUJA, Sanjiv MOHAN
Fire Safety Committee	Praveen MALIK	Sanjay KHANNA	Hina Kaushar, Nikhil Pal, Rajiv TREHAN, Vivek JAIN
Publications committee	Uma SHRIDHAR	Deven TULI	Aman KHANNA, Col Pradeep KUMAR, Darius SHROFF, Richa GUPTA
Hall Management Committee	Vivek PAL	Arun BAWEJA	Anil BILTORIA, Neeraj MANCHANDA, NK PATNAIK, VK TEWARI


INTERNATIONAL ADVISORY BOARD



Keith MARTIN

Managing Director


*Centre for Eye Research Australia
 University of Melbourne*



Peter MCCLUSKEY

Director

*Save Sight Institute
 University of Sydney*



Zi-Bing JIN

Director

*Beijing Institute of Ophthalmology
 Beijing Tongren Hospital*



Fung-Rong HU

Distinguished Professor

*Department of Ophthalmology
 National Taiwan University Hospital*



Clement C THAM

Chairman

*Department of Ophthalmology and
 Visual Sciences
 Chinese University of Hong Kong*



Gullapalli N RAO

Founder-Chair

L V Prasad Eye Institute



Kyoko OHNO-MATSUI

Professor and Chairperson

*Department of Ophthalmology and
 Visual Science
 Tokyo Medical and Dental University*



Charles MCGHEE

Founding Director

*New Zealand National Eye Centre
 University of Auckland*



Ki Ho PARK

Professor


*Department of Ophthalmology
 Seoul National University Hospital*



Baljean DHILLON

Chair


*Clinical Ophthalmology
 University of Edinburgh*



Michael CHIANG

Director

National Eye Institute



Robert RITCH

*Surgeon Director Emeritus
 New York Eye & Ear Infirmary of
 Mount Sinai*



Robert WEINREB

Director

Shiley Eye Institute

University of California, San Diego



Joseph CARROLL

Editor-in-Chief

Investigative Ophthalmology & Visual Science



Cintia DE PAIVA

Editor-in-Chief

The Ocular Surface



Allen C HO

Editor-in-Chief

Current Opinion in Ophthalmology



Richard PARRISH II

Editor-in-Chief

American Journal of Ophthalmology



Andrzej GRZYBOWSKI

President

The European Association for Vision and Eye Research



Christina WENG

President

Women in Ophthalmology

SCIENTIFIC PROGRAM COMMITTEE

CHAIR



Dennis LAM
(Hong Kong, China)

CO-CHAIRS



Namrata SHARMA
(India)



Neeru GUPTA
(Canada)



Jost JONAS
(Germany)



Charles MCGHEE
(New Zealand)



Calvin PANG
(Hong Kong, China)



Ava HOSSAIN
(Bangladesh)



Tetsuro OSHIKA
(Japan)



Clement C THAM
(Hong Kong, China)

SENIOR SECRETARY

SUBSPECIALTY

AI, DIGITAL
INNOVATION AND
VIRTUAL HEALTH



Daniel TING
(Singapore)



R.V. Paul CHAN
(United States)



Haotian LIN
(China)



Paisan
RUAMVIBOONSUK
(Thailand)



Kim RAMASAMY
(India)



Qinghua HE
(Hong Kong, China)

CONVENER

ACADEMIA,
RESEARCH,
TEACHING AND
EDUCATION IN
OPHTHALMOLOGY



Karl GOLNIK
(United States)



Ana PALIS
(Argentina)



An-Guor WANG
(Chinese Taipei)



Mingzhi ZHANG
(China)



Venkatesh PRAJNA
(India)



Simon SZETO
(Hong Kong, China)

ASIA-PACIFIC/INTERNATIONAL COORDINATOR

CATARACT



Marie-Jose
TASSIGNON
(Belgium)



David CHANG
(United States)



Andrzej
GRZYBOWSKI
(Poland)



Ke YAO
(China)



Amar AGARWAL
(India)



Julia CHAN
(Hong Kong, China)

HOST COORDINATOR

SECRETARY

SUBSPECIALTY

CONVENER

ASIA-PACIFIC/INTERNATIONAL COORDINATOR

HOST
COORDINATOR

SECRETARY

CORNEA, DRY EYES,
EXTERNAL EYE
DISEASES AND EYE
BANKING



Charles MCGHEE
(New Zealand)



Vishal JHANJI
(United States)



Lingyi LIANG
(China)



Jodhbir MEHTA
(Singapore)



Virender
SANGWAN
(India)



Alvin YOUNG
(Hong Kong, China)

GLAUCOMA



Xiulan ZHANG
(China)



Tin AUNG
(Singapore)



Jeffrey LIEBMANN
(United States)



Paul HEALEY
(Australia)



Tanuj DADA
(India)



Poemen CHAN
(Hong Kong, China)

INTRAOCULAR
INFLAMMATION,
UVEITIS AND
SCLERITIS



Rupesh AGRAWAL
(Singapore)



Quan Dong
NGUYEN
(United States)



Peter MCCLUSKEY
(Australia)



Peizeng YANG
(China)



Vishali GUPTA
(India)



Timothy LAI
(Hong Kong, China)

NEURO-
OPHTHALMOLOGY



Helen
DANESH-MEYER
(New Zealand)



Celia CHEN
(Australia)



Satoshi KASHII
(Japan)



Mohamad SIDIK
(Indonesia)



Rashmin GANDHI
(India)



Carmen CHAN
(Hong Kong, China)

OCULAR IMAGING



Neeru GUPTA
(Canada)



Ki Ho PARK
(Korea, Republic of)



Christopher LEUNG
(Hong Kong, China)



Leopold
SCHMETTERER
(Singapore)



Pooja KHAMAR
(India)



Carol CHEUNG
(Hong Kong, China)

OCULAR
ONCOLOGY AND
PATHOLOGY



Arun SINGH
(United States)



Christopher LEE
(Korea, Republic of)



Duangate
ROJANAPORN
(Thailand)



Rita S SITORUS
(Indonesia)



Santosh HONAVAR
(India)



Huijing YE
(China)

SUBSPECIALTY

CONVENER

ASIA-PACIFIC/INTERNATIONAL COORDINATOR

HOST
COORDINATOR

SECRETARY

OPHTHALMIC
EPIDEMIOLOGY
AND PREVENTION
OF BLINDNESS



Ningli WANG
(China)



Nathan CONGDON
(United Kingdom)



Ivo KOCUR
(Switzerland)



Seang-Mei SAW
(Singapore)



Praveen VASHIST
(India)



Wei WANG
(China)

ORBITAL AND
OCULOPLASTIC
SURGERY



Xianqun FAN
(China)



Peter DOLMAN
(Canada)



Reynaldo JAVATE
(Philippines)



Hunter YUEN
(Hong Kong, China)



Ashok GROVER
(India)



Kelvin Kam Lung
CHONG
(Hong Kong, China)

OPHTHALMIC
TRAUMA



S NATARAJAN
(India)



Stephanie WATSON
(Australia)



Fasika WORETA
(United States)



Hua YAN
(China)



Purendra BHASIN
(India)



Haoyu CHEN
(China)

PEDIATRIC
OPHTHALMOLOGY
AND STRABISMUS



Frank MARTIN
(Australia)



Sonal FARZAVANDI
(Singapore)



Andrea MOLINARI
(Ecuador)



Donny SUH
(United States)



Rohit SAXENA
(India)



Jason YAM
(Hong Kong, China)

MYOPIA



Jost JONAS
(Germany)



Kyoko OHNO-
MATSUI
(Japan)



Mingguang HE
(Hong Kong, China)



Pei-Chang WU
(Chinese Taipei)



Jitendra JETHANI
(India)



Xiu Juan ZHANG
(Hong Kong, China)

REFRACTIVE
SURGERY



Jorge ALIO
(Spain)



Marcus ANG
(Singapore)



Ronald KRUEGER
(United States)



Xingtao ZHOU
(China)



Jeewan TITIYAL
(India)



Xiaoying WANG
(China)

RETINA (MEDICAL)



Neil BRESSLER
(United States)



Taraprasad DAS
(India)



Srinivas SADDA
(United States)



Chi-Chun LAI
(Chinese Taipei)



Muna BHENDE
(India)



Jingfa ZHANG
(China)

SUBSPECIALTY	CONVENER	ASIA-PACIFIC/INTERNATIONAL COORDINATOR			HOST COORDINATOR	SECRETARY
RETINA (SURGICAL)	 Andrew CHANG (Australia)	 Kenneth FONG (Malaysia)	 Nishant Vijay RADKE (India)	 Hiroko TERASAKI (Japan)	 Lalit VERMA (India)	 Marten BRELEN (Hong Kong, China)
TRANSLATIONAL RESEARCH IN OPHTHALMOLOGY	 Anat LOEWENSTEIN (Israel)	 Li Jia CHEN (Hong Kong, China)	 Shigeru KINOSHITA (Japan)	 Tien-Yin WONG (Singapore)	 Rohit SHETTY (India)	 Wai Kit CHU (Hong Kong, China)
VISUAL SCIENCES	 Calvin PANG (Hong Kong, China)	 Ching-Yu CHENG (Singapore)	 Sobha SIVAPRASAD (United Kingdom)	 Zhenglin YANG (China)	 Subhabrata CHAKRABARTI (India)	 Zi-Bing JIN (China)



Members - Scientific Committee (AIOS)



Somasheila I. MURTHY



Jatinder Singh BHALLA



Pradip Kumar MOHANTA



Piyush R BANSAL



Vardhaman KANKARIA



Amit PORWAL



Fairooz Puthiyapurayil
MANJANDAVIDA

Members - Academic & Research Committee (AIOS)



Tinku BALI
Member ARC (North Zone)



Kasturi BHATTACHARJEE
Member ARC (East Zone)



Shrinivas M. JOSHI
Member-ARC (South Zone)



Anagha HEROOR
Member-ARC (West Zone)



Deepak MISHRA
Member ARC (Central Zone)



Big Thank you to APO AIOS Evaluators



ABSTRACT REVIEWERS AND EVALUATORS

Chair:

Dennis LAM
(Hong Kong, China)

Members:

A
Passant ABDELRAHMAN
(Egypt)
Srijana ADHIKARI
(Nepal)
Aniruddha AGARWAL
(United Arab Emirates)
Rupesh AGRAWAL
(Singapore)
Jorge ALIO
(Spain)
Richard ALLEN
(United States)
Dr Dewang ANGMO
(India)
Tin AUNG
(Singapore)

B
Sushank BHALERAO
(India)
Purendra BHASIN
(India)
Jyotirmay BISWAS
(India)
Marten BRELEN
(Hong Kong, China)

C
Joseph CARROLL
(United States)
Jaume CATALÀ-MORA
(Spain)
Subhabrata CHAKRABARTI
(India)
Arup CHAKRABARTI
(India)
Julia CHAN
(Hong Kong, China)
Carmen CHAN
(Hong Kong, China)
Celia CHEN
(Australia)
Li Jia CHEN
(Hong Kong, China)

Wei Li CHEN
(Chinese Taipei)
Wai Kit CHU
(Hong Kong, China)

D
Tanuj DADA
(India)
Taraprasad DAS
(India)
Tarjani DAVE
(India)
Madhwanthi DISSANAYAKE
(Sri Lanka)
Sybil DORAIRAJ
(United States)
Koch DOUGLAS
(United States)

E
Kabilan ELANGO VAN
(Singapore)

F
Xianqun FAN
(China)
Seng Kheong FANG
(Malaysia)
Sonal FARZAVANDI
(Singapore)

G
Rashmin GANDHI
(India)
Suma GANESH
(India)
Sapna GANGAPUTRA
(United States)
Sonu GOEL
(India)
Akilesh GOKUL
(New Zealand)
Karl GOLNIK
(United States)
Ashok GROVER
(India)
Andrzej GRZYBOWSKI
(Poland)
Vishali GUPTA
(India)

H
Mingguang HE
(Hong Kong, China)

Qinghua HE
(Hong Kong, China)
Raghuraj HEGDE
(India)
Annette HOSKIN
(Australia)
Ava HOSSAIN
(Bangladesh)
Yuntao HU
(China)
Alex HUANG
(United States)
A.H.M Enayet HUSSAIN
(Bangladesh)

I
Geetha IYER
(India)

J
Pimkwan JARU-AMPORN PAN
(Thailand)
Jitendra JETHANI
(India)
Vishal JHANJI
(United States)
Zi-Bing JIN
(China)
Jost JONAS
(Germany)

K
Chitra KANNABIRAN
(India)
Satoshi KASHII
(Japan)
Ramesh KEKUNNAYA
(India)
Sangeeta KHANNA
(United States)
Anadi KHATRI K C
(Nepal)
Anelisa KOH
(Philippines)
Jiyong KWAK
(Korea, Republic of)

L
Timothy LAI
(Hong Kong, China)
Chi-Chun LAI
(Chinese Taipei)

Christopher LEE
(Korea, Republic of)

Shu Yen LEE
(Singapore)

Min Joung LEE
(Korea, Republic of)

Bo LEI
(China)

Fei LI
(China)

Lingyi LIANG
(China)

Fengbin LIN
(China)

Shan LIN
(United States)

Yu Chi LIU
(Singapore)

Marie Joan LOY
(Philippines)

M

Kaweh MANSOURI
(Switzerland)

**Vanessa Naseem
MANSURALI**
(Malaysia)

Frank MARTIN
(Australia)

Wataru MATSUMIYA
(Japan)

Rajendra MAURYA
(India)

Peter MCCLUSKEY
(Australia)

Jodhbir MEHTA
(Singapore)

Kalpana MURTHY
(India)

N

Eri NAKANO
(Japan)

Toru NAKAZAWA
(Japan)

Raja NARAYANAN
(India)

Ritesh NARULA
(India)

Kanwal 'Ken' NISCHAL
(United States)

O

Kyoko OHNO-MATSUI
(Japan)

Shelina OLI MOHAMED
(Malaysia)

Hon Shing ONG
(Singapore)

Tetsuro OSHIKA
(Japan)

P

Ana PALIS
(Argentina)

Calvin PANG
(Hong Kong, China)

Mark PENNESI
(United States)

Uwe PLEYER
(Germany)

Amit PORWAL
(India)

Venkatesh PRAJNA
(India)

Amar PUJARI
(India)

R

Venkatesh R
(India)

Nishant Vijay RADKE
(India)

Vishal RAVAL
(India)

R.D. RAVINDRAN
(India)

**Duangnate
ROJANAPORN**
(Thailand)

**Paisan
RUAMVIBOONSUK**
(Thailand)

S

Mahipal SACHDEV
(India)

Virender SANGWAN
(India)

Rohit SAXENA
(India)

Alok SEN
(India)

Parveen SEN
(India)

Sirisha SENTHIL
(India)

Mehul SHAH
(India)

Kendrick SHIH
(Hong Kong, China)

Hyun Jin SHIN
(Korea, Republic of)

Nobuyuki SHOJI
(Japan)

Cyrus SHROFF
(India)

Mohamad SIDIK
(Indonesia)

Usha SINGH
(India)

Rita SITORUS
(Indonesia)

Chelvin SNG
(Singapore)

Yunhe SONG
(China)

Koh-Hei SONODA
(Japan)

Bhaskar SRINIVASAN
(India)

Jaspreet SUKHIJA
(India)

Gangadhara SUNDAR
(Singapore)

**Meenakshi
SWAMINATHAN**
(India)

T

Tomonari TAKAHASHI
(Japan)

Marie-Jose TASSIGNON
(Belgium)

Zheng Xian THNG
(Singapore)

Chong-Bin TSAI
(Chinese Taipei)

**Joseph Anthony
TUMBOCON**
(Philippines)

V

Sherman VALERO
(Philippines)

Praveen VASHIST
(India)

W

Wei WANG
(China)

Vivek WARKAD
(India)

Stephanie WATSON
(Australia)

Fasika WORETA
(United States)

X

Benjamin XU
(United States)

Y

Suk-Woo YANG
(Korea, Republic of)

Huijing YE
(China)

Alvin YOUNG
(Hong Kong, China)

Hunter YUEN
(Hong Kong, China)

Z

Xiulan ZHANG
(China)

Mingzhi ZHANG
(China)

Jie ZHANG
(New Zealand)

Xiu Juan ZHANG
(Hong Kong, China)

Jingfa ZHANG
(China)

Xinyuan ZHANG
(China)

Peiquan ZHAO
(China)



Big Thank you to APO AIOS Evaluators



ABSTRACT REVIEWERS AND EVALUATORS

IC Evaluators

Cataract

Anant GADE
Jayaprasad BHASKARAN
Mandar Govind PARANJPE
Manisha Bhavesh DEVANI
Mohamd Naved A.K.
Narendra Singh VERMA
Nawab Zishan FAROOQUI
Neeraj KHUNGER
Nilutpal BORAH
Om Parkash ROHIT
Rajendra Singh CHAUHAN
Ravindra PANANDIKAR
Sarwate Jayant MADHUKAR
Soumen CHAKRABORTY
Sudesh Kumar ARYA
Sudhir SINGH
Sumita AGARKAR
Surinder KUMAR
Suven BHATTACHARJEE
Twinklekumar SHAH

Community / Social Ophthalmology

Ajay Kumar SHUKLA
BNR SUBUDHI
Krishna Prasad KUDLU
Kuldeep DOLE
Manisha RATHI
Neeraj NAVIN
Palanimuthu Ravi KUMAR
Pandey D.J.
Poonam SINGH
R.D. RAVINDRAN
Reena SETHI

Sanjiv DESAI
Shalaka AGARKHEDKAR
Surinder S PANDAV
Comprehensive Ophthalmology
Anthrayos C.V. KAKKANATT
Anuradha Vijay RATHOD
Arshad SIDDIQUI
Dhaval Bhagavatlal RAIJIWALA
Malay CHATURVEDI
Rajan ANAND
Sanjay Kumar Daulat THAKUR
Sunaina MALIK
Suryaprakash A.V.
Tathagata DE
Tejas SHAH

Cornea

Alka GUPTA
Ashu AGARWAL
M. VANATHI
Quresh B. MASKATI
Radhika NATARAJAN
Ragu KRISHNAN
Rajesh JOSHI
Ranjana PANDE
Rishi MOHAN
Satyajit SINHA
Vanaja VAITHIANATHAN
Vinay B. AGRAWAL

External Diseases

Adhikari APURBA
Ayush TANDON
Jadeja Jagruti NAVALSINHJI
Khare MUKESH
Nasrin

Pankaj CHOUDHARY
Prashant GARG
Ravi RANJAN
Shashikala P.
Shikhar GAUR
Shreesha Kumar K.
Sony GEORGE
Uma SRIDHAR

Glaucoma

A. K. MANDAL
Amit PORWAL
Anagha HEROOR
Arup CHAKRABARTI
Chitra RAMAMURTHY
Gagan Jogindar SINGH
Harsh KUMAR
Jai Gopal AGRAWAL
Kiran BHANOT
Krishna Das R.
Maj Gen J.K.S. PARIHAR
Mayuri B. KHAMAR
Murali ARIGA
N.V. Arulmozhi VARMAN
Pranav RANJAN
Priti Paritosh KAMDAR
Rajiv GUPTA
Sagarika PATYAL
Smita SINGH
Suneeta DUBEY
Sushmita KAUSHIK
Tanuj DADA
Vijaya Pai H

Lacrimal

Ashok Kumar GROVER
Bhagwati WADWEKAR

Gyan BHASKAR
Kasturi BHATTACHARJEE
Mukesh SHARMA
Neelam PUSHKER
Prangya PANDA
Ravi RANJAN
Santanu MITRA
Shaloo BAGEJA
Sudhir KUMAR
Swaraj BHATTACHARJEE
Urmil CHAWLA
Usha R.
V.P. GUPTA
Vasanthi B. KOTIAN
Viji RANGARAJAN

Neuro Ophthalmology

Chandrasekhar D
Jayanta Kumar DAS
K. S. Santhan GOPAL
Mahesh KUMAR
Mayur MOREKER
Mihir Trilok KOTHARI
Ramesh KEKUNNAYA
Renu GROVER
Rohit SAXENA
S. AMBIKA
Sabyasachi BANDYOPADHYAY
Sahasranamam
Suneetha N LOBO

Ocular Pathology / Ocular Oncology and Tumors

Edward Deepak PAUL
Garima AGRAWAL
Jyotirmay BISWAS
Mahindrakar Aniruddha DINKAR
Manabjyoti BARMAN
Maurya R. P.
Parag K. SHAH
Philip Aloysius THOMAS
S. Bala MURUGAN
Seema SEN
Sharad SHEGAONKAR
Shubha JHAVAR
Subina NARANG
Vikas KHETAN

Optics / Refraction / Contact Lens

Amit TARAFDAR
Chirag SHAH
Harsha Chetan JANI
Jitendra Nenumal JETHANI
Kaushik MURALI
Mohan PARANJPE
Omkar TELANG
Puja Hingorani - BANG
Radha Ramanan B.
Rahul DESHPANDE
Sheetal SAVUR
Shrikant WAIKAR

Orbit & Oculoplasty

Ashok Kumar GROVER
Chittam Senthil NATHAN
Eva Rani TIRKEY
Kasturi BHATTACHARJEE
Maneesh KUMAR
Mukesh SHARMA
Nitin Vasant VICHARE
Om PRAKASH
Parveen Kumar MONGRE
Pragati GUPTA
Saurabh SANYAL
Sharmistha BEHERA
Urmil CHAWLA
Usha R.
V.P. GUPTA
Viji RANGARAJAN

Pediatric

Damaris MAGDALENE
Karobi Rani LAHIRI
Kavita PORWAL
Kuldeep Kumar SRIVASTAVA
Leila MOHAN
Meenakshi SWAMINATHAN
Pradeep SHARMA
Pranod Kumar PANDEY
Rakesh Kumar BANSAL
Shreya SHAH
Shubhangi BHAVE
Snehal Rhishikesh THAKRE
Suma GANESH

Usha A JOHARI
Vasavada Abhaykumar RAGHUKANT
Vidya HEGDE
Vinita GUPTA
Walimbe Prasad BHALCHANDRA

Refractive Surgery

D. RAMAMURTHY
Deepak MISHRA
Dheeraj GUPTA
Gaurav KAPOOR
Gopal ARORA
Jai Kishore BANSAL
Kshetrapal ARUN
Kumar DOCTOR
Mahipal S. SACHDEV
Narang PRIYA
Partha BISWAS
Purendra BHASIN
Rajendra PRASAD
Ritu AURORA
Sanjay CHAUDHARY
Sudhank BHARTI
Vardhaman KANKARIA
Vinod Kumar ARORA
Virendra AGRAWAL

Trauma

A.S. GURUPRASAD
Boral Subhendu KUMAR
Dhanashree RATRA
Gerald R. SCHULTZ
K. Naresh BABU
Meena CHAKRABARTI
Mehul SHAH
Mohan RAJAN
Mukesh PORWAL
Paritosh Arvind KAMDAR
Pranod Sadashiorao BHENDE
Pushpa KUMARI
Rekha SINGH
Samrat CHATTERJEE
Sanjoy CHOWDHURY
Shakeen SINGH
Subhash PRASAD
Vinod Kumar BARANWAL

Uvea

Abhijit CHATTOPADHYAY
Amalaraja Louis David M.
Avnindra GUPTA
Bharathi MEGUR
Dudani Ajay INDUR
Kanwaljeet Harjot MADAN
Mangat Ram DOGRA
Manoj SASWADE
Renu HASHIA
Sandeep SAXENA
Sarita BERI
Sikander Ali Khan LODHI
Sudha GANESH
Tinku BALI
Vishali GUPTA

Vitreo Retinal Diseases

Ajay AURORA
Birendra Prasad KASHYAP
Dinesh GARG
Hemanth MURTHY
Kelkar Aditya SHREEKANT
Manisha NADA
Muna BHENDE
Muralidhar N.S.
Parijat CHANDRA
Parveen SEN
Poninder Kumar DOGRA
Prabhudesai Nitin GOVIND
Puneet GUPTA
Punita Kumari SODHI
Ram Kumar JAISWAL
Rupam Janak DESAI
Saurabh LUTHRA
Sherine M DSOUZA
Shishir AGRAWAL
Shroff Rahul ASHOK

FP Evaluators

Cataract

Amit TARAFDAR
B.N. GUPTA
Birendra Prasad KASHYAP
BNR SUBUDHI

Garima AGRAWAL
Geeta BEHERA
Gerald R. SCHULTZ
Jagannath BORAMANI
Jatinder BALI
Jayashree BARUAH
Jignesh Bhaichand TASWALA
Mahipal S. SACHDEV
Maj Gen J.K.S. PARIHAR
Manoj KHATRI
Mariam MATHEW
Minu M. MATHEN
Mohan SHALINI
Narinder Kumar TANEJA
Rakesh SHAKYA
Sarwate Jayant MADHUKAR
Shubhangi BHAVE
Sony SINHA
Sudhank BHARTI
Sudipta MITRA
Sujata DAS
Swaraj BHATTACHARJEE
Swati SINGH
Vasavada Abhaykumar RAGHUKANT
Vinod Kumar ARORA
Vivekanand U.

Community / Social Ophthalmology

Abhishek ONKAR
Ajai AGRAWAL
Ajay Kumar SHUKLA
Anup Kumar GOSWAMI
Atika Javed SIDDIQUI
Atul Kumar SINGH
Dayakar YADALLA
Krishna Prasad KUDLU
Lipi CHAKRABARTY
Manpreet KAUR
Neeraj NAVIN
Rajan ANAND
Rama Krishnan R.
Ranjana PANDE
Reena SETHI
Sahasranamam V.
Santosh BHIDE

Shalaka AGARKHEDKAR
Smita SINGH
Suma GANESH
Suraj Singh SENJAM
Surinder S PANDAV
Swati UPADHYAYA
Tarannum SHAKEEL
Vinod Kumar BARANWAL

Comprehensive Ophthalmology

Bhandari Akshay JAWAHIRLAL
Priyanka SODANI
Rajiv GUPTA
Ravindra Kumar CHOWDHURY
Salil Kumar MANDAL
Saravana Bhava BALACHANDRACHARI
Sonia PHULKE
Sunaina MALIK
Yogita PHADKE

Cornea

Chintan SINGH (MALHOTRA)
Gayatri DASARI
Indravadan VASAVA
Jitender
Ksheeraja.Y
Muralidhar RAMAPPA
Neeta Bhadra PAL
Pankaj GUPTA
Priye Suman RASTOGI
Puja Hingorani - BANG
Quresh B. MASKATI
Rajendra PRASAD
Rakhi KUSUMESH
Rathi Varsha MADANLAI
Rishi MOHAN
Sagarika PATYAI
Santosh Kochummen PHILIP
Stuti JUNEJA (MUNJAL)
Sunil KUMAR
Sunita CHAURASIA
Tarannum SHAKEEL
Trupti MUDHOLKAR
Tuhin CHOWDHURY

Diabetic Retinopathy & Medical retina

Ajay AURORA
Akshi SHARMA
Anurag NARULA
Avadhesh OLI
Bhumika SHARMA
Hemalatha B.C.
Kanav GUPTA
Lathika Vasu KAMALADEVI
Manabjyoti BARMAN
Manavi Deokrishna SINDAL
Maya SHARMA
Pankaj BARUAH
Pooja BANSAL
Priyadarshini MISHRA
Raju S.
Rajwinder Kaur BHATTAL
Reema BANSAL
Reena KUMARI
Renu Puthenvilayil RAJAN
Samyak MULKUTKAR
Santosh MAHAPATRA
Siddharam JANTI
Sushil OJHA
Tathagata DE
Thirumalesh M. B.
Vijay Pratap Singh TOMAR
Ziaul Haq YASIR

External Eye & Ocular Surface Disease

Marian PAULY
Nasrin
Omkar TELANG
Pankaj CHOUDHARY
Prangya PANDA
Rekha SINGH
Samrat CHATTERJEE
Sangeetha. T
Sanjay Kumar Daulat THAKUR
Shalini KUMARI
Shashikala P.
Shikhar GAUR
Shreesha Kumar K.
Smruti Rekha PRIYADARSHINI

Sony GEORGE
Sumit SACHDEVA

Glaucoma

A. VIJAYALAKSHMI
Amit PORWAL
Bhagabat NAYAK
Bhagat Purvi RAJ
Bhawesh SAHA
Deepak MISHRA
K. KALAIVANI
K. SUBASHINI
Nidhi PANDEY
Niladri SAHA
Parul ICHHPUJANI
Raveendra T
Rudra Prosad GHOSH
Saravana Bhava BALACHANDRACHARI
Shakun GUPTA
Sirisha SENTHIL
Surishti RAJ
Trupti PATIL
Vanita Pathak RAY

Lacrimal

Alka GUPTA
Jayanta Kumar DAS
Loganathan M.
Neelam PUSHKER
Nilanjan Kaushik THAKUR
Om PRAKASH
Raka CHATTERJEE
S. THANIKACHALAM
Sharmistha BEHERA
Sonali V. KUMAR
Tarjani DAVE
Urmil CHAWLA
V.P. GUPTA
Vasanthi B. KOTIAN

Neuro Ophthalmology

Ankur SINHA
Anuj SHARMA
Anupam SAHU
Anupam SINGH
Anuradha CHANDRA
Deepti P.

Digvijay SINGH
Durga PRIYADARSHINI
Jaspreet SUKHIJA
Maya SHARMA
Mayur MOREKER
Mihir Trilok KOTHARI
Niraj Kumar YADAV
Ramesh KEKUNNAYA
Renu GROVER
Rishikesh MAYEE
Rohit SAXENA
Sabyasachi BANDYOPADHYAY
Santosh Kochummen PHILIP
Sowmya R.
Sucheta PARIJA
Swati PHULJHELE
Trupti KADAM
Venipriya SIGAMANI
Vidhya C.
Zakir Hussain LASKAR

Ocular Pathology / Ocular Oncology and Tumors

Ankur K SHRIVASTAVA
Parveen Kumar MONGRE
Seema SEN
Sima DAS
Srivastava LALIT
Viji RANGARAJAN
Vishal RAVAL

Optics / Refraction / Contact Lens

Ashwini KUMAR
Damaris MAGDALENE
Lajja SHASTRI
Mohan PARANJPE
Radha Ramanan B.
Shrikant WAIKAR
Sunaina MALIK

Orbit & Oculoplasty

Arnab BISWAS
Bhagwati WADWEKAR
Chittam Senthil NATHAN
Gyan BHASKAR
Kasturi BHATTACHARJEE
Maneesh KUMAR

Pragati GUPTA
Pushpa KUMARI
Santanu MITRA
Saurabh SANYAL
Shaloo BAGEJA
Surabhi SHALINI
Vijaya Pai H

Pediatric Ophthalmology

Amit MOHAN
Antony Arokiadass BASKARAN
Aparajita CHAUDHARY
Fathima A.
Gurvinder KAUR
Jitendra Nenumal JETHANI
Kavita PORWAI
Kuldeep Kumar SRIVASTAVA
Leila MOHAN
Madhu SHARMA
Meenakshi SWAMINATHAN
Mihir Trilok KOTHARI
Neelam PAWAR
Nirupama KASTURI
Parijat CHANDRA
Rajesh Prabu V
Raman MEHTA
Ramesh KEKUNNAYA
Shweta GAUR
Snehal Rhishikesh THAKRE
Sudhir SINGH
Vidya HEGDE
Vinita GUPTA

Refractive Surgery

Aishwarya
Bindu Yadav
Dheeraj GUPTA
Doel BISWAS
Fernandes MERLE
Gaurav KAPOOR
Gulam Ali KAMDAR
Krishna Murthy VAVULURU
Kshetrapal ARUN
Mallikarjun M. HERALGI
Narang PRIYA
Neeraj KHUNGER

Purendra BHASIN
Rajat JAIN
Rajesh KAPOOR
Rakesh GUPTA
Sajjad Hamid FAZILI
Shail VASAVADA
Sonu GOEL

Squint

Basavaraj KADIWAL
Pallavi
Remya EDACHERY
Siddharth SHETH
Sudesh Kumar ARYA
Sumita Sethi GULATI
Tanie NATUNG

Trauma

Bipasha MUKHERJEE
Chandana CHAKRABORTI
Chandana KAKATI
Dharmesh KAR
Dinesh GARG
Hiranmoyee DAS
K. SHYAMSUNDAR
Karobi Rani LAHIRI
Khurshed M. BHARUCHA
Navendu RAI
Nitin Vasant VICHARE
Pradeep SUSVAR
Rajendra Prasad GUPTA
Rajiv GANDHI
Roopasree. B.V
Sanjoy CHOWDHURY
Sherine M DSOUZA
Subhash PRASAD
Sunandini BOSE
Yamini Priya Vemula RAMANA

Uvea

A.S. GURUPRASAD
Abhijit CHATTOPADHYAY
Ajay AURORA
Bharathi MEGUR
Chawla GAJENDRA
Jyotirmay BISWAS
Kalpana Babu MURTHY

Kanchan bala RATHORE
Kanwaljeet Harjot MADAN
Mangat Ram DOGRA
Mayur MOREKER
Namita DAVE
Padmamalini MAHENDRADAS
Priyanka GUPTA (AGARWAL)
Rajpal
Sarita BERI
Sikander Ali Khan LODHI
Smitha JASPER
Soumya H.V.

Vitreo Retinal Diseases

Anant BHOSALE
Ankur SINGH
Arindam CHAKRAVARTI
Boral Subhendu KUMAR
Chhaya BHARTI
Dhanashree RATRA
G. V. N. Rama KUMAR
Gagan BHATIA
Hemanth MURTHY
Jay SHETH
Jaydeep WALINJKAR
K. Naresh BABU
Kartikey KOTHARI
Kelkar Aditya SHREEKANT
Labhsetwar Nikhil ARVIND
Lokesh JAIN
Manav SETIYA
Mandar JOGLEKAR
Manisha NADA
Manjunath Bhaskar Anand KUMAR
Mudit TYAGI
Mukesh PORWAL
Muna BHENDE
Muralidhar N.S.
Naveen K.
Paritosh ARVIND KAMDAR
Parveen SEN
Pawan Puneet MALHOTRA
Poninder Kumar DOGRA
Pramod Sadashiorao BHENDE
Prathibha HANDE
Punita Kumari SODHI

Rahul PRASAD
Ramesh VENKATESH
Saurabh LUTHRA
Sharad BHOMAJ
Shishir AGRAWAL
Shroff Rahul ASHOK
Somak MAZUMDAR
Subina NARANG
Vikas AMBIYA
Vikas KHETAN
Vishal AGRAWAL

Narinder Kumar TANEJA
Neeraj KHUNGER
Nirmal FREDRICK T.
Priti Paritosh KAMDAR
Puja Hingorani - BANG
Quresh B. MASKATI
Rajendra PRASAD
Rajiv CHOUDHARY
Rakesh SHAKYA
Rakhi KUSUMESH
Sanjay Kumar Daulat THAKUR
Sarwate Jayant MADHUKAR

K.S. Santhan GOPAL
Kasturi BHATTACHARJEE
Kavita PORWAL
Mihir Trilok KOTHARI
Parveen Kumar MONGRE
Ramesh KEKUNNAYA
Roliika BANSAL
S. AMBIKA
Sanjoy CHOWDHURY
Santanu MITRA
Snehal Rhishikesh THAKRE
Suma GANESH
Urmil CHAWLA
Usha A JOHARI
V.P. GUPTA

VT Evaluators

Anterior Segment

Abdul Aziz MAKAYEE
Alok SATI
Amit TARAFDAR
D Lionel RAJ
Gaurav KAPOOR
Gerald R. SCHULTZ
Gopal ARORA
Gulam Ali KAMDAR
Gurvinder KAUR
K. SUBASHINI
Kirti SINGH
Kuldeep DOLE
Kumar DOCTOR
Lalit Kumar NEPALIA
Lipi CHAKRABARTY
Mahipal S. SACHDEV
Mayuri B. KHAMAR
Minu M. MATHEN
Ms. Indira PEGU

Satyajit SINHA
Shail VASAVADA
Shailesh G.M.
Shishir AGRAWAL
Shreesha Kumar K.
Sucheta PARIJA
Sudha GANESH
Sushmita KAUSHIK
Swati SINGH
Swati UPADHYAYA
Tarannum SHAKEEL
Trupti KADAM
Tuhin CHOWDHURY
Vasavada Abhaykumar RAGHUKANT
Vineet RATRA
Vinod Kumar ARORA
Vivekanand U.

General

Bhagat Purvi RAJ
Inder M. RUSTAGI
Jaspreet SUKHIJA
Jyotirmay BISWAS

Posterior Segment

Ajay AURORA
Alok SEN
Arindam CHAKRAVARTI
Avadhesh OLI
Dharmesh KAR
Dinesh GARG
Gagan BHATIA
Karobi Rani LAHIRI
Manabjyoti BARMAN
Manavi Deokrishna SINDAL
Manjunath Bhaskar Anand KUMAR
Manoj KHATRI
Poninder Kumar DOGRA
Punita Kumari SODHI
Saurabh LUTHRA
Sharad BHOMAJ
Vishal AGRAWAL

SUPPORTING ORGANIZATIONS

Academic Partner



South Asian Academy of Ophthalmology

Guest Societies



International Council of Ophthalmology



European Society of Cataract and Refractive Surgeons



American Academy of Ophthalmology



Asia Pacific Society of Ocular Inflammation & Infection

APAO Subspecialty Member Societies



Asia Cornea Society



Asia Pacific Ophthalmic Trauma Society



Asia Pacific Society of Ophthalmic Plastic and Reconstructive Surgery



Asia-Pacific Glaucoma Society



Asia-Pacific
Ocular Imaging
Society



Asia-Pacific Strabismus
and Paediatric
Ophthalmology Society



Asia-Pacific
Vitreo-retina
Society

APAO Subspecialty Associate Member Societies



Asia Dry Eye
Society



Asian
Neuro-Ophthalmology
Society



Asia-Pacific
Myopia Society

APAO SECRETARIAT

Congress Manager



Cynthia WONG

Society Manager



Clare MOK

Assistant Project Manager



Daisy DENG

Assistant Marketing and Event Manager



Ada LAU

Assistant Educational Program Manager



Helen LIANG

Executive Officer




**Fanny FUNG
(Language Editor)**

Senior Media Officer



Bill WONG

Senior Editorial Associate



Betsy LI

Executive Officer



Winnie HO

Executive Officer



Jessica LAU

Editorial Assistant



Rachel JIAO

AIOS SECRETARIAT



Mr. Kripal RANA



Mr. Madhurendra KRISHNA



Mr. Sajid HUSSAIN



Mr. VIVEK



Mr. SUMIT




Mr. Subhash Parida



Mr. Amarjeet SINGH


(SCIENTIFIC COMMITTEE)




Mr. Bhupinder SINGH



Mr. Surender SINGH



Mr. Suhail AHMAD



Mr. Rakesh KUMAR



Mr. Amit RAWAT



RANZCO
2025
Melbourne

14-17
November

Save the date

14-17 November 2025



The Royal Australian and New Zealand College of Ophthalmologists
56th Annual Scientific Congress | Melbourne Convention and Exhibition Centre



KYRGYZ SOCIETY OF
OPHTHALMOLOGY

EXPAND YOUR VIEWS

24 APRIL 2025
DOSTUK HOTEL, BISHKEK
KYRGYZSTAN



The Conference is Dedicated to the 85th Anniversary of
Prof. Marta Kazievna Dikambaeva

Join us as we celebrate the remarkable contributions of Prof.
Dikambaeva, a distinguished ophthalmologist of the Kyrgyz
Republic, and explore the latest advancements in the field

chinarabazarbaeva@yahoo.com



The 18th Congress of the
Asia-Pacific Vitreo-Retina Society
 held in conjunction with the Annual Congress of the
 Philippine Academy of Ophthalmology

APVRS 2025

Manila, Philippines

SMX Convention Center

DEC 11 2025 **PAO Pre-Congress Meeting**

DEC 12-14 2025 **Joint APVRS-PAO Meeting**

2025.apvrs.org

RETINA 360:



Scan to join the mailing list





The 40th Asia-Pacific Academy of Ophthalmology Congress
In Conjunction with
The 83rd Annual Conference of the All India Ophthalmological Society



3 CONGRESS HIGHLIGHTS

CONGRESS HIGHLIGHTS



<https://www.facebook.com/AIOSSC>
<https://www.facebook.com/APAOphth/>



<https://aios-scientificcommittee.org/>
<https://apaophth.org/>



<https://www.youtube.com/@AIOSSC>
<http://video.apaophth.org/>

AWARD LECTURES

APAO 2025 AWARD LECTURES

Date: April 3, 2025 (Thursday)

Venue: Brahmkamal Hall - Auditorium A

Award/ Lecture	Speaker	Topic	Time
Jose Rizal Medal	Prof. Charles NJ MCGHEE	The Aetiology, Diagnosis and Management of Keratoconus: Understanding the Contemporary Evidence Base and Dispelling 170 Years of Misconceptions	11:30-11:50
Holmes Lecture	Prof. R.D. RAVINDRAN	Improving Cataract Surgical Quality Through Monitoring and Benchmarking – an Improvement Journey	11:50-12:10
ICO Mark Tso Golden Apple Award	Prof. Rajvardhan AZAD	An Eye to Teaching	12:10-12:30
Dennis Lam Award	A/Prof. Daniel TING	AI Innovation in Ophthalmology: Where Are We Now?	16:45-17:05

AIOS ENDOWMENT LECTURES

Date: April 3, 2025 (Thursday)

Venue: Kesar Hall 202

Award/ Lecture	Speaker	Topic	Time
L P Agarwal Endowment Lecture	Ashok GROVER	Life and Ophthalmology : Across the two millennia	09:45 - 09:55
P. Namperumalsamy Lecture	Mahesh SHANMUGAM	And then there is Hope	09:55 - 10:05
Daljit Singh Endowment Lecture	D RAMAMURTHY	Why premium IOLs should be routine in today's cataract surgery	10:05 - 10:15
Gullapalli N Rao Endowment Lecture	Prema PADMANABHAN	The Wheels of Vision	10:15 - 10:25
S.S. Badrinath Endowment Lecture	Kim RAMASAMY	Gaps and Challenges in Diabetic Retinopathy Management	10:25 - 10:35

AIOS PRESIDENT'S GUEST SPEAKERS



David F. CHANG (USA)

David F. Chang, MD is a Summa Cum Laude graduate of Harvard College and Harvard Medical School. He completed his ophthalmology residency at the University of California, San Francisco where he achieved the rank of clinical professor in 1999.



Douglas D. KOCH (USA)

Douglas D. Koch, M.D. Professor and Allen, Mosbacher, and Law Chair in Ophthalmology Cullen Eye Institute | Baylor College of Medicine

INTERNATIONAL SOCIETIES



American Academy of Ophthalmology



International Council of Ophthalmology



Women Ophthalmologists Worldwide



Asia-Pacific Vitreo-Retina Society



Women in Ophthalmology



Asia-Pacific Myopia Society



Asian Neuro-Ophthalmology Society



Asia Cornea Society



Asia Pacific Glaucoma Society



European Society of Cataract & Refractive Surgeons



Asia-Pacific Strabismus and Paediatric Ophthalmology Society



Asia Pacific Ophthalmic Trauma Society



Asia Pacific Society of Ophthalmic Plastic and Reconstructive Surgery



Asia-Pacific Ocular Imaging Society



Asia Dry Eye Society



Asia-Pacific Society of Ocular Inflammation and Infection



World Health Organization



South Asian Academy of Ophthalmology



International Society of Refractive Surgery



Egyptian Ophthalmological Society



World Society of Paediatric Ophthalmology and Strabismus



International Uveitis Study Group



European Society of Cornea and Ocular Surface Disease Specialists



Global Eye Genetics Consortium



Cornea Society



International Agency for the Prevention of Blindness



Ophthalmological Society of Bangladesh



Royal Australian and New Zealand College of Ophthalmologists



Middle East Ophthalmology Meeting



Subthreshold Ophthalmic Laser Society




Jordanian Ophthalmological Society



International Society of Manual Small Incision Cataract Surgery



Nepal Ophthalmic Society



Endothelial Keratoplasty Learners Group



College of Ophthalmologists of Sri Lanka

INTERNATIONAL SPEAKERS



Alex S. HUANG
(USA)



Arthur J SIT
(USA)



Alexander Omubo
Atamah - PEPPLE
(Nigeria)



Carmen CHAN
(Hong Kong)



Alok TEKRIWAL
(UK)



Andrew CHANG
(Australia)



Clement TAN
(Singapore)



Drew KEYS
(Australia)



Harminder S DUA
(UK)



Erick BOTHUN
(Singapore)



Hussain KHAQAN
(Pakistan)



Erik MERTENS
(Belgium)



Indra SHARMA
(Nepal)



Frank LARKIN
(UK)



Gerald SCHULTZ
(USA)



Jorge ALIO
(Spain)



Ki Ho PARK
(South Korea)



Kaweh MANSOURI
(Switzerland)



Mark PENNESI
(United States)



Keith BARTON
(UK)



Lingyi LIANG
(China)



Kelvin TEO
(Singapore)



Marcus ANG
(Singapore)



Mariya MOOSAJEE
(UK)



Mohd. MAHDY
(Egypt)



Muhammad SAMIR
(Egypt)



Michael COOTE
(Australia)



Neeru GUPTA
(USA)



Mohammad ALHAZZAZI
(Saudi Arabia)



Nihal Adel HASSAN
(Egypt)



Peiquan ZHAO
(China)



Richard PACKARD
(UK)



Peter HOLLAND
(UK)



Sampat
VENKATADRI (UK)



Richard GALE
(UK)



Sandeep JAIN
(USA)



Richard K PARRISH
(USA)



Sanjay CHOUDHURY
(UK)



Sarah FARRANT
(UK)



Sònia Travé HUARTE
(UK)



Serge DOAN
(France)



Soon Phaik CHEE
(Singapore)



Shan LIN
(USA)



Stewart, Michael W
(USA)



Sobha SIVAPRASAD
(Australia)



Femida KHERANI
(Canada)



Venkata AVADHANAM
(UK)



Voraporn
CHAIKITMONGKOL
(Thailand)



Tassignon
Maria-JOSE
(Belgium)



Natalia VLASAK
(Netherland)



Timothy YY LAI
(China)



Yoko OGAWA
(Japan)



Yuddha SARKOTA
(Nepal)



Nicola G. GHAZI
(UAE)



Yun FENG
(China)



Tarek EID
(Egypt)



Aanchal GUPTA
(Australia)



Agnieszka Nowosielska
(Poland)



Aim-on SAENGSRINAVIN
(Thailand)



Ajay KUMAR
(Singapore)



Alarcos CIEZA
(Switzerland)




Akari ARAKAWA
(Japan)



Alice Siew Ching
GOH (Malaysia)



Akemi IWASAKI
(Japan)



Alvin YOUNG
(Hong Kong, China)



Akilesh GOKUL
(New Zealand)



Amer AWAN
(Pakistan)



Ana PALIS
(Argentina)



Andrea MOLINARI
(Ecuador)




Anadi KHATRI K C
(Nepal)



Andreas MUELLER
(Australia)



Anastasia MIROS
(Singapore)



Anelisa KOH
(Philippines)



Andi INDIRA
(Indonesia)



An-guor WANG
(Chinese Taipei)



Annapurna SINGH
(United States)



Arjun SHRESTHA
(Nepal)



Annette HOSKIN
(Australia)



Arun SINGH
(United States)



Anton HOMMER
(Austria)



Aryani AMRA
(Indonesia)



Arif KHAN
(United Arab Emirates)



Ashraful RIDOY
(Bangladesh)



Benjamin XU
(United States)



Bryan Hung Yuan LIN
(Chinese Taipei)



Bin SHENG
(China)



Burkhard DICK
(Germany)



Bo LEI
(China)



Calvin PANG
(Hong Kong, China)



Bonnie HENDERSON
(United States)



Carlo NASOL
(Philippines)



Caroline YAP
(United States)



Cheng Sim Anna
TAN (Singapore)



Charles MCGHEE
(New Zealand)



Chi-chin SUN
(Chinese Taipei)



Chelvin SNG
(Singapore)



Chi-chun LAI
(Chinese Taipei)



Chen ZHAO
(China)



Chingee CHULUUNKHUU
(Mongolia)



Ching-yu CHENG
(Singapore)




Christopher LEE
(Korea, Republic of)




Choi Mun CHAN
(Singapore)



Chung-may YANG
(Chinese Taipei)



Chong-bin TSAI
(Chinese Taipei)



Clement THAM
(Hong Kong, China)



Christopher GO
(Australia)



Colin TAN
(Singapore)



Cynthia YU-WAI-MAN
(United Kingdom)



Daniel TING
(Singapore)



Dang Tran DAT
(Viet Nam)



David MACKAY
(Australia)



Danial BOHAN
(Singapore)



Deepa TARANATH
(Australia)



Daniel EZRA
(United Kingdom)



Deepanee WEWALWALA
(Sri Lanka)



Dennis LAM
(Hong Kong, China)



Donny W. SUH
(United States)



Diego STRIANESE
(Italy)



Duangnate ROJANAPORN
(Thailand)



Divya RAO
(United States)



Enrique DOMINGO
(Philippines)



Domenico LEPORE
(Italy)



Eri NAKANO
(Japan)



Fei LI
(China)



Gavin TAN
(Singapore)



Fengbin LIN
(China)



George SALEH
(United Kingdom)




Frank MARTIN
(Australia)



Gitalisa ADRIONO
(Indonesia)




Gangadhara SUNDAR
(Singapore)



Guei-sheung LIU
(Australia)



Haotian LIN
(China)



Helena PRIOR FILIPE
(Portugal)



Haoyu CHEN
(China)



Hemant KHANNA
(United States)



Harvey UY
(Philippines)



Hendrik SCHOLL
(Switzerland)



Helen LEW
(Korea, Republic of)



Hiroko TERASAKI
(Japan)



Hiroshi TANAKA
(Japan)



Hongxi WANG
(China)



Hon Shing ONG
(Singapore)



Ho-seok SA
(Korea, Republic of)



Hong Kee NG
(Malaysia)



Hua YAN
(China)



Hong ZHANG
(China)



Huifang ZHOU
(China)



Hung-da CHOU
(Chinese Taipei)



Ijilmurun ENKH-AMGALAN
(Mongolia)



Hungwon TCHAH
(Korea, Republic of)




I-jong WANG
(Chinese Taipei)



Hunter Kwok-lai YUEN
(Hong Kong, China)



Ivo KOCUR
(Switzerland)



Hyun Jin SHIN
(Korea, Republic of)



J. CAMPBELL
(United States)




Janey WIGGS
(United States)



Jeong-min HWANG
(Korea, Republic of)



Janice Marie JORDAN-YU
(Philippines)



Jia-horong HUNG
(United States)



Jason YAM
(Hong Kong, China)



Jie ZHANG
(New Zealand)



Jaume CATALÀ-MORA
(Spain)



Jingfa ZHANG
(China)



Jithin YOHANNAN
(United States)



Joseph Anthony TUMBOCON
(Philippines)



Jiyong KWAK
(Korea, Republic of)



Joseph CARROLL
(United States)



Johann SNYMAN
(South Africa)



Jost JONAS
(Germany)



Jose ROCA
(Peru)



Jubaida AQUINO
(Philippines)



Julia CHAN
(Hong Kong, China)



Kabilan ELANGO VAN
(Singapore)



Jun KONG
(China)



Kai HUANG
(China)



Junwen ZENG
(China)



Karen REYES
(Philippines)



Ka Wai KAM
(Hong Kong, China)



Karl GOLNIK
(United States)



Ke YAO
(China)



Kevin CHAN
(United States)



Kelvin Kam Lung CHONG
(Hong Kong, China)



Koh-hei SONODA
(Japan)



Kendrick SHIH
(Hong Kong, China)



Kyoko OHNO-MATSUI
(Japan)



Kentaro NISHIDA
(Japan)



Kyung In WOO
(Korea, Republic of)



Lala MAMMADOVA
(Azerbaijan)



Liqiang WANG
(China)



Li Jia CHEN
(Hong Kong, China)



Lom Orng KIRY
(Cambodia)



Lia ZAINI
(Indonesia)



Madhuwanthi
DISSANAYAKE
(Sri Lanka)



Ling KIET PHANG
(Malaysia)



Manoharan
SHUNMUGAM
(Malaysia)



Maria BERROCAL
(United States)



Masashi MIMURA
(Japan)



Marie Joan LOY
(Philippines)



Masato AKIYAMA
(Japan)



Mary HO
(Hong Kong, China)



May HO
(Australia)



Masahiro MIURA
(Japan)



Mengdi CHEN
(China)



Merrelynn HONG
(Singapore)



Min Joung LEE
(Korea, Republic of)



Michael HEIFERMAN
(United States)



Minguang HE
(Hong Kong, China)



Michael YEN
(United States)



Mingzhi ZHANG
(China)



Miho SATO
(Japan)



Minh Anh TRAN
(Viet Nam)



Mohamad SIDIK
(Indonesia)




Myawutyee SOE
(Myanmar)



Muhammad MOIN
(Pakistan)



Namrata SAROJ
(United States)



Muneeb FAIQ
(United States)



Natalie ALLEN
(New Zealand)



Nathan CONGDON
(United Kingdom)



Nattawut WANUMKARNG
(Thailand)



Niphon CHIRAPAPAISAN
(Thailand)



Nazli GUL
(Pakistan)



Paisan
RUAMVIBOONSUK
(Thailand)



Neil BRESSLER
(United States)



Passant ABDELRAHMAN
(Egypt)



Nguyễn HIỀN
(Vietnam)



Ningli WANG
(China)



Nishant Vijay RADKE
(China)



Pei-kang LIU
(Chinese Taipei)



Paolo Antonio
SILVA (Philippines)



Peizeng YANG
(China)



Patrick YU-WAI-MAN
(United Kingdom)



Pg Nur Hidayatul Fitri
OTHMAN
(Brunei)



Paul FOSTER
(United Kingdom)



Pei-chang WU
(Chinese Taipei)



Peiwei CHAI
(China)



Pranesh
BALASUBRAMANIAM
(United Kingdom)



Peter DOLMAN
(Canada)



Qinghua HE
(China)



Pimkwan
JARU-AMPORNPAN
(Thailand)



R.V. PAUL CHAN
(United States)



Pirro HYSI
(United Kingdom)



Poemen CHAN
(Hong Kong, China)



Preeti GUPTA
(Singapore)



Raymond Nelson REGALADO
(Philippines)



Quan Dong NGUYEN
(United States)



Reynaldo JAVATE
(Philippines)



Rachel CHONG
(Singapore)



Rita SITORUS
(Indonesia)



Raoul Paolo HENSON
(Philippines)



Ray Jui-yen LIN
(Chinese Taipei)



Renbing JIA
(China)



Robert HYDE
(United States)



Richard ALLEN
(United States)



Rubens BELFORT
(Brazil)



Robert ANG
(Philippines)



Rupesh AGRAWAL
(Singapore)



Robert CASSON
(Australia)



Robert CHANG
(United States)



Ronald KRUEGER
(United States)



Sandy ZHANG-NUNES
(United States)



Ruixin WANG
(China)



Sanjay ASRANI
(United States)



Sagara PATHIRAGE
(Sri Lanka)



Sanyam BAJIMAYA
(Nepal)



Sahil THAKUR
(Singapore)



Salvin KARAHIN ARACHCHIGE
(Sri Lanka)



Sangeeta KHANNA
(United States)



Seang-mei SAW
(Singapore)



Sanjay SRINIVASAN
(Singapore)



Seongwook SEO
(Korea, Republic of)



Shamira PERERA
(Singapore)



Satoshi KASHII
(Japan)



Saurabh JAIN
(United Kingdom)



Seng Kheong FANG
(Malaysia)



Sherman VALERO
(Philippines)



Shaheeda MOHAMED
(Hong Kong, China)



Shizuka KOH
(Japan)



Shaoying TAN
(Hong Kong, China)



Simon SZETO
(Hong Kong, China)



Shelina OLI MOHAMED
(Malaysia)



Shengping HOU
(China)



Shihui WEI
(China)



Sruthi AREPALLI
(United States)



Shu Yen LEE
(Singapore)



Stephanie WATSON
(Australia)



Sonal FARZAVANDI
(Singapore)



Stuti MISRA
(New Zealand)



Sophia ZAGORA
(Australia)



Srinivas SADDA
(United States)



Steffen HAMANN
(Denmark)



Sun XU FANG
(China)



Steven ANG
(Singapore)



Tae IGARASHI-YOKOI
(Japan)



Subhashini KADAPPU
(Australia)



Takeshi IWASE
(Japan)



Sudha CUGATI
(Australia)



Suk-woo YANG
(Korea, Republic of)



Cyril DORAIRAJ
(United States)



Theofilos TOURTAS
(Germany)



Tai-chi LIN
(Chinese Taipei)



Timothy SULLIVAN
(Australia)



Tanya TRINH
(Australia)



Tock-han LIM
(Singapore)



Tariq Reza Ali
(Bangladesh)



Tetsuro OSHIKA
(Japan)



Thomas KOHNEN
(Germany)




Travis REDD
(United States)



Ting Fang TAN
(Singapore)



Uwe PLEYER
(Germany)



Tomonari TAKAHASHI
(Japan)



Vannakorn PRUKSAKORN
(Thailand)



Tomoyuki KASHIMA
(Japan)



Toru NAKAZAWA
(Japan)




Undarmaa
TUMURBAATAR
(Mongolia)



Wai Kit CHU
(Hong Kong, China)



Vanessa MASNSURALI
(Malaysia)



Wataru MATSUMIYA
(Japan)



Victor KOH
(Singapore)



Wei LI
(China)



Victoria BALASANYAN
(Russia)



Vilavun
PUANGSRICHARERN
(Thailand)



Wanicha
CHUENKONGKAEW
(Thailand)



Wen Wei (David) WOO
(Malaysia)



Wei CHEN
(China)



Xiangui HE
(China)



Wei Li CHEN
(Chinese Taipei)




Xiao YANG
(China)



Wei WANG
(China)



Wei Yan NG
(Singapore)



Woong-sun YOO
(Korea, Republic of)



Xiu Juan ZHANG
(Hong Kong, China)



Xianqun FAN
(China)



Yagmur YESILTAS
(Turkey)




Xiaohu DING
(China)



Ying HAN
(United States)



Xinyi SU
(Singapore)



Xinyuan ZHANG
(China)



Xiulan ZHANG
(China)



Yukihiro IMAGAWA
(Japan)



Yao-lin LIU
(Chinese Taipei)



Yunhe SONG
(China)



Ying Ying YEOH
(Singapore)



Yuntao HU
(China)



Yu-chi LIU
(Singapore)



Yuichi HORI
(Japan)



Yukun ZHOU
(United Kingdom)



Zheng Xian THNG
(Singapore)



Yunia IRAWATI
(Indonesia)




Zhenxun WANG
(Singapore)



Yusuke MURAKAMI
(Japan)



Zhuoting ZHU
(Australia)



Yusuke OSHIMA
(Japan)



Zhaoyang WANG
(China)



Zhuli YAP
(Singapore)



Zuguo LIU
(China)



Zi-bing JIN
(China)



Christopher LEUNG
(Hong Kong, China)



Shigeru KINOSHITA
(Japan)



Björn BACHMANN
(Germany)



Takefumi YAMAGUCHI
(Japan)



Anne SLAVOTINEK
(USA)



Musa KANA
(Nigeria & USA)



Raj RAMESAR
(South Africa)



Purshottam JOSHI
(Nepal)



Rakshya PANTA
(Nepal)



Meenu
CHAUDHARY
(Nepal)



Rohit SAIJU
(Nepal)



Kabindra BAJRACHARYA
(Nepal)



Ahmed GHONEIM
(Egypt)



Medhat SHAWKY
(Egypt)



Waleed Abou SAMRA
(Egypt)



Tamer EL-RAGGAL
(Egypt)



Hatem AMMAR
(Egypt)



P. Sri HARANATHAN
(Sri Lanka)



Mangala DISSANAYAKE
(Sri Lanka)



KMBM WEERASINGHE
(Sri Lanka)



Gayan WIJESUNDERA
(Sri Lanka)



M. Ruwani PERERA
(Sri Lanka)



Ashraf HUUQ
(Bangladesh)



Zinnu RAIN
(Bangladesh)



Md. SHAHABUDDIN
(Bangladesh)



Syeed Mehub UI KADIR
(Bangladesh)



Jennifer THORNE
(USA)



Marc de SMET
(Switzerland)



Sapna
GANGAPUTRA
(USA)



Alessandro INVERNIZZI
(Italy)



Peter McCluskey
(Ranzco)



James ELDER
(Ranzco)



Peter HADDEN
(Ranzco)



Nitin VERMA
(Ranzco)



Parth SHAH
(Australia)



Vladimir PFEIFER
(Slovenia)



Ken NISCHAL
(USA)



Craig DONALDSON
(Australia)



Srijana ADHIKARI
(Nepal)



Yi Ning STRUBE
(Canada)



Naomi TAN
(UK)



Rahul BHOLA
(USA)



Ava HOSSAIN
(Bangladesh)



RV Paul CHAN
(USA/UK)



Eli PRADHAN
(Nepal)



Elizabeth
HARTNETT (USA)



Tin AUNG
(Singapore)



Michael F CHIANG
(US)




Wei Chi WU
(Taiwan)



Raba THAPA
(Nepal)



Vishal JHANJI
(USA)



Fasika WORETA
(USA)



Shahzad MIAN
(USA)



Audrey ROSTOV
(USA)



Sonal TULI
(USA)



Jodhbir MEHTA
(Singapore)



Lihteh WU
(Costa Rica)



Jay CHHABLANI
(USA)



Kenneth FONG
(Malaysia)



Marten BRELEN
(Hong Kong)



Payden P
(Bhutan)



Tashi TOBGAY
(Bhutan)



Sailesh MISHRA
(Nepal)



Jesper HJORTDAL
(Denmark)



Nicolás ALEJANDRE
(Spain)



Bruce ALLAN
(UK)




Miriam Barbany
RODRIGUEZ
(Spain)



Dalia Said
(UK)



Mohammed Al
AMRI (Dubai)



Mouhcine BAKKALI
(Morocco)



Ashraf ARMIA
(Egypt)



Yevgeniy BATKOV
(Russia)



Kislitsyna NATALIYA
(Russia)



Pavel VOLODIN
(Russia)



Aleksei PASHTAEV
(Russia)



Viktoriia RUDENKO
(Russia)



Siham LAZREG
(French)



Raed SHATNAWI
(Jordan)



Thabit ODAT
(Jordan)



Shadi ALKHATIB
(Jordan)



RE-CONNECT

つなぎなおす

第6回日本眼科AI学会総会

The 6th Annual Meeting of the Japanese Society of Artificial Intelligence in Ophthalmology (JSAIO)

APTOS 2025

The 10th Asia Pacific Tele-Ophthalmology Society (APTOS) Symposium 2025

2025年6月27日(金) - 28日(土)

会場 コンgressクエア
グラングリーン大阪

会長 川崎 良 大阪大学大学院医学系研究科
社会医学講座 公衆衛生学

<https://2025.asiateleophth.org/>



The 40th Asia-Pacific Academy of Ophthalmology Congress
In Conjunction with
The 83rd Annual Conference of the All India Ophthalmological Society



4 CONGRESS INFORMATION

CONGRESS INFORMATION



<https://www.facebook.com/AIOSSC>
<https://www.facebook.com/APAOphth/>



<https://aios-scientificcommittee.org/>
<https://apaophth.org/>



<https://www.youtube.com/@AIOSSC>
<http://video.apaophth.org/>

CONGRESS PRACTICAL GUIDE

The following information is to facilitate your participation in the 40th APAO Congress in New Delhi, India. If you have any queries during the Congress or require assistance, please visit our Registration Counter.

Event Name

The 40th Asia-Pacific Academy of Ophthalmology Congress in conjunction with the 83rd Annual Conference of the All India Ophthalmological Society (AIOS).

Congress Venue

India International Convention & Expo Centre (IICC, also known as YASHOBHOOMI)
25 Dwarka, New Delhi-110061, India

Registration Counter and Self-Service Registration Kiosks

The APAO 2025 Congress registration counter is located in the Grand Foyer of the venue. It serves both delegates and exhibitors during these opening hours:

	Date	Time
Pre-Congress	April 1-2, 2025	07:00 – 19:00
During Congress	April 3-5, 2025	07:00 – 19:00
	April 6, 2025	07:00 – 12:00

Alternatively, delegates and exhibitors who stay in the following selected hotels may print their name badges using the self-service registration kiosks, which operate 24 hours a day during the Congress period:

- Vivanta Dwarka
- Welcomhotel by ITC, Dwarka
- Pullman Aerocity

On-Site Payment

On-site payment with cash and credit card can be made at the Registration Counter during the abovementioned opening hours. Cash and credit payment is accepted in local currency (Indian Rupee) only.

Cheques are not accepted.

Name Badges

Each delegate will receive a name badge at the Registration Counter, which serves as the official pass for entry into:

- all Scientific Sessions;
- the Exhibition Hall;
- APAO-AIOS Inauguration (also known as Opening Ceremony); and
- Cultural Party

Please always wear the badge during the Congress.

All badges are nontransferable. Reissuing of name badges for delegates and accompanying persons is available at the Registration Counter. An administrative fee of US\$20 may be incurred for reissuing a delegate badge.

Accompanying persons and exhibitors may enter only the Exhibition Hall and the APAO-AIOS Inauguration (i.e. Opening Ceremony).

Delegate Bag Collection

Delegate bags are available in the Registration area. You can collect your delegate bag once your name badge is issued.

Ribbon Collection

Ribbons are available for pickup at the Registration area.

Dress Code

Please wear business attire or your national costume at the APAO-AIOS Inauguration (i.e. Opening Ceremony).

Business casual is appropriate at congress sessions and social functions.

Internet Connection

Wi-Fi service is available at the India International Convention & Expo Centre. However, due to high demand during the Congress, we recommend that you bring your own devices with mobile data to ensure a smooth connection.

APAO Congress App

The APAO Congress 2025 mobile app is a user-friendly, interactive tool to enhance your Congress experience. The app features all the scientific sessions and instruction courses, posters, e-posters, video abstracts, general information, a floor plan, and a city map.

The app can be downloaded by scanning one of these QR codes:



Android



iOS

You are recommended to update the app regularly. If you need assistance downloading the app or navigating its functions, please visit the Registration Counter.

Final Books (Scientific Program/ Abstract Book/ Exhibition Directory)

The PDF copies of the Final Books (Scientific Program/ Abstract Book/ Exhibition Directory) are available online.

You may access them by visiting the website <https://2025.apaophth.org/publications/>, or by scanning the QR code below:



Speaker Ready Room

An Online Speaker Ready Room is available prior to the Congress, with the web link, login details, service dates, and instructions provided to speakers. All speakers are strongly encouraged to utilize this platform to conveniently upload their PowerPoint presentation files before the Congress. This will allow you to skip the long waits at the on-site speaker ready room, which has limited capacity.

If you encounter difficulty uploading your file to the Online Speaker Ready Room, please check in at the On-site Speaker Ready Room as soon as you arrive at the venue, and no later 6 hours before your scheduled presentation. It is located opposite Auditorium A in Basement 1 of the Convention Centre with the following opening hours:

Date	Time
April 1	18:00 – 20:00
April 2 - 5	07:30 – 18:30
April 6	07:30 – 13:00

The computers in the Speaker Ready Room will have the exact same configuration as those in the session rooms. It is imperative that you review your presentation in the Speaker Ready Room, where our technicians will help resolve any compatibility or formatting issues.

The PowerPoint and video files you have uploaded onto the computer in the Speaker Ready Room will be automatically transmitted to the laptop computer at the podium before your session begins.

As a backup, we suggest bringing a copy of your presentation file on a USB drive or your laptop computer to the on-site session room. However, please note that this is for contingency purposes only and should not be considered a substitute for uploading your file ahead of time.

Scientific Posters

Paper Posters

Paper posters are exhibited in the Exhibition Hall.

Delegates can use the image scanner to scan the posters. They will be directed to an audio recording made by the author where applicable.

Poster discussion sessions will be conducted at the Showcase Theater in Exhibition Hall, at the following times:

	Date	Time	Subspecialties
Session I	April 3	15:00-15:30	<ul style="list-style-type: none"> • AI, Digital Innovation and Virtual Health • Ocular Imaging • Visual Sciences • Academia, Research, Teaching and Education in Ophthalmology • Translational Research in Ophthalmology
Session II	April 4	09:00-09:30	<ul style="list-style-type: none"> • Cataract • Cornea, Dry Eyes, External Eye Diseases and Eye Banking • Glaucoma • Refractive Surgery
Session III	April 4	15:00-15:30	<ul style="list-style-type: none"> • Ocular Oncology and Pathology • Ophthalmic Trauma • Orbital and Oculoplastic Surgery • Neuro-Ophthalmology • Intraocular Inflammation, Uveitis and Scleritis
Session IV	April 5	09:00-09:30	<ul style="list-style-type: none"> • Ophthalmic Epidemiology and Prevention of Blindness • Pediatric Ophthalmology and Strabismus • Myopia • Retina (Medical) • Retina (Surgical)

E-Posters & Videos

Delegates may visit the E-Poster and Video Station located in the Exhibition Hall. Viewers will be directed to an audio recording made by the author where applicable.

European Accreditation Council for Continuing Medical Education (EACCME®) CME Points

The 40th Asia-Pacific Academy of Ophthalmology Congress, New Delhi, India 02/04/2025 – 06/04/2025 has been accredited by the European Accreditation Council for Continuing Medical Education (EACCME®) with 28.0 European CME credits (ECMEC®s). Each medical specialist should claim only those hours of credit that he/she actually spent in the educational activity.

The EACCME® awards ECMEC®s on the following basis:

0.5 ECMEC® for 30 minutes of CME with a maximum of 8 ECMEC®'s per day.

Breakdown of ECMEC®s per day for APAO 2025 Congress:

02/04/2025 – 0.0

03/04/2025 – 8.0

04/04/2025 – 8.0

05/04/2025 – 7.5

06/04/2025 – 4.5

Each participant can only receive the number of credits he/she is entitled to according to his/her actual participation in the event once he/she has completed the feedback form.

*The credits apply to both delegates participating in person and virtually.

Exhibition

The Exhibition Hall will be open to the public at the following schedule:

Date	Time
April 3-5	09:00 – 18:00
April 6	09:00 – 12:00

Photography

Some of the sessions will be filmed and audio recorded. Official photographers will be present over the course of the Congress to take photos for APAO's record and use on its website, publications, social media platforms and other communication channels.

If you have any concern with your photograph being taken or session recorded, please contact the APAO office.

Event Courtesy

No Smoking – Smoking is strictly prohibited in all session rooms, meetings, and exhibition areas.

Mobile Phones – Please respect presenters and your fellow delegates by ensuring that your mobile devices are in silent mode during sessions.

Photography/ Videography in the Exhibition Hall – Attendees wishing to take photos or videos of an exhibit must obtain permission from the relevant exhibitor beforehand.

Photography/ Videography of Scientific Sessions – Photography and video recording of scientific sessions are strictly prohibited, except for media representatives who have obtained prior permission from APAO.

CONGRESS DIRECTORY

Location	Facility/ Event
Loft, Exhibition Hall (Accessible via the elevator or the staircase next to the cloakroom on G/F)	<ul style="list-style-type: none"> • APAO Office
Grand Foyer	<ul style="list-style-type: none"> • Registration Counter & Information Counter Desk
Opposite to Auditorium A (Basement 1), Convention Centre	<ul style="list-style-type: none"> • Speaker Ready Room
G/F, Exhibition Hall	<ul style="list-style-type: none"> • E-Poster & Video Station • Showcase Theater • Wet Lab Course
Brahmkamal Hall - Auditorium A (Basement 1), Convention Centre	<ul style="list-style-type: none"> • APAO-AIOS Inauguration (i.e. Opening Ceremony) • APAO Award Ceremony II • Eye 100 Award Ceremony • AIOS Award Ceremony
A-Dot Convention Centre	<ul style="list-style-type: none"> • APAO Award Ceremony I • Cultural Party
Juhi Café, 2/F, Convention Centre	<ul style="list-style-type: none"> • APAO WIO Luncheon • APAO LDP Alumni Reception

VENUE AND GETTING AROUND

Congress Venue



Opened in September 2023, YASHOBHOOMI is conveniently located in Dwarka, New Delhi, just 10km from Indira Gandhi International Airport (DEL) and Aerocity. This world-class facility is equipped with state-of-the-art amenities, offering a total indoor convention and exhibition space of 300,000m².

25 Dwarka, Dwarka, New Delhi, Delhi 110061, India

Website: <https://www.iiccnewdelhi.com/>

Accommodation

Currently, 3,633 rooms in Aerocity, 1,357 rooms around Aerocity, and 1,473 rooms in Gurgaon are available within 10 to 15 minutes of driving distance. To view the list of selected hotels which offer preferential rates to APAO 2025 delegates and make a booking, please visit our hotel reservation website at <https://2025.apaophth.org/hotel-reservation/>.

Getting There



CONGRESS INFORMATION

Several transportation options are available to make your journey to YASHOBHOOMI quick and easy. You can visit the venue's official web page at <https://www.iicnewdelhi.com/accessibility> for a detailed transport guide.

Taxi

To facilitate the immediate transportation needs of the passengers, Delhi Airport provides the following Taxi options:

- Uber – App Based Taxi
- Ola – App Based Taxi
- Meru Cabs – Radio Taxi
- Mega Cabs – Radio Taxi
- Carzonrent Car Rental
- Blu Smart EV Taxi
- Evera EV Taxi

Please note that standard taxi services require prepayment at the counter and are not recommended.

Metro

The Metro station is inside the Yashobhoomi venue. You can take the Airport Express Line to the Yashobhoomi Dwarka Sector – 25 Station. The ride takes only 7 minutes, and there are clear signs directing you to the venue.

Train

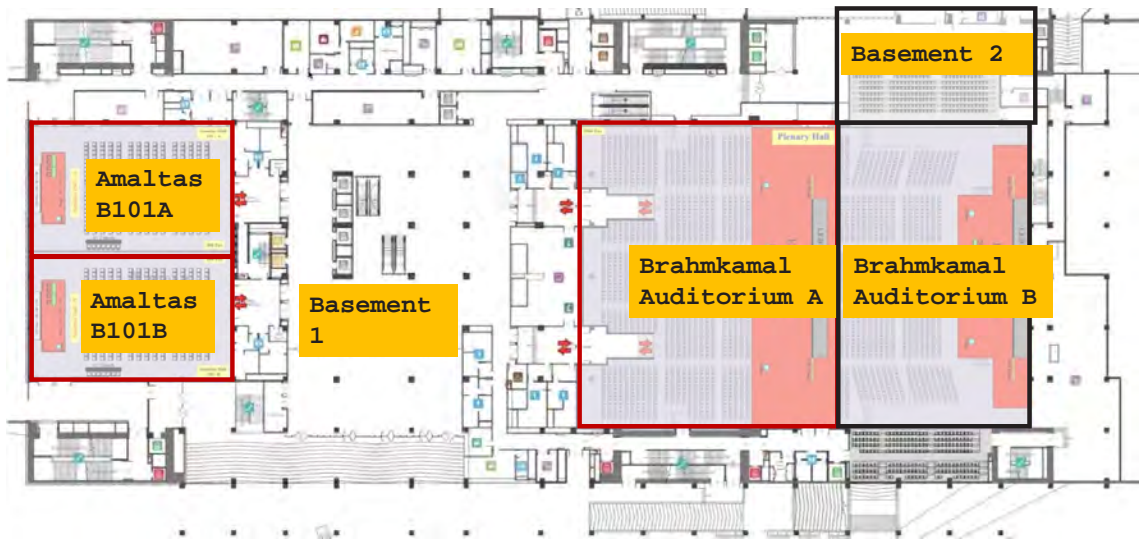
For those traveling by train, it takes only 22 minutes to get from New Delhi Railway Station to the Yashobhoomi Dwarka Sector – 25 station via the Airport Express Line metro.

Traffic Advisory

Heavy traffic congestion is expected around YASHOBHOOMI and its vicinity, even during off-peak hours. We strongly recommend planning your journey in advance and allowing at least 30 minutes of extra travel time before your intended arrival. Arriving well ahead of your session start time is always advisable to ensure you do not miss any part of the program.

FLOOR PLANS

Basement 1 & 2 Convention Centre



2nd Floor Convention Centre



CONGRESS INFORMATION

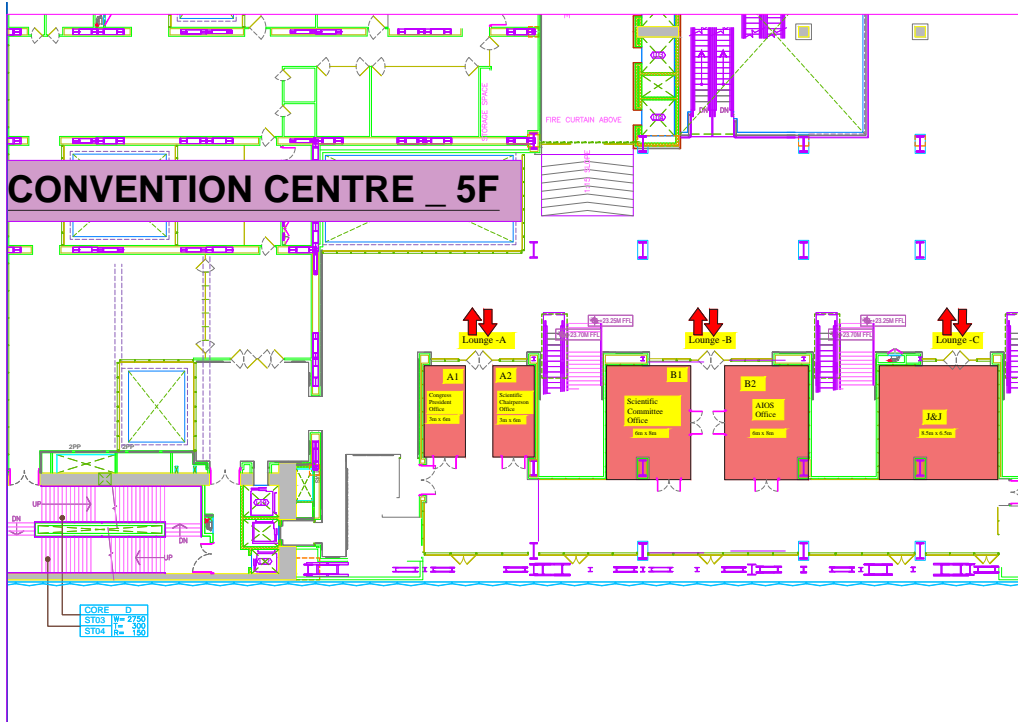
3rd Floor Convention Centre



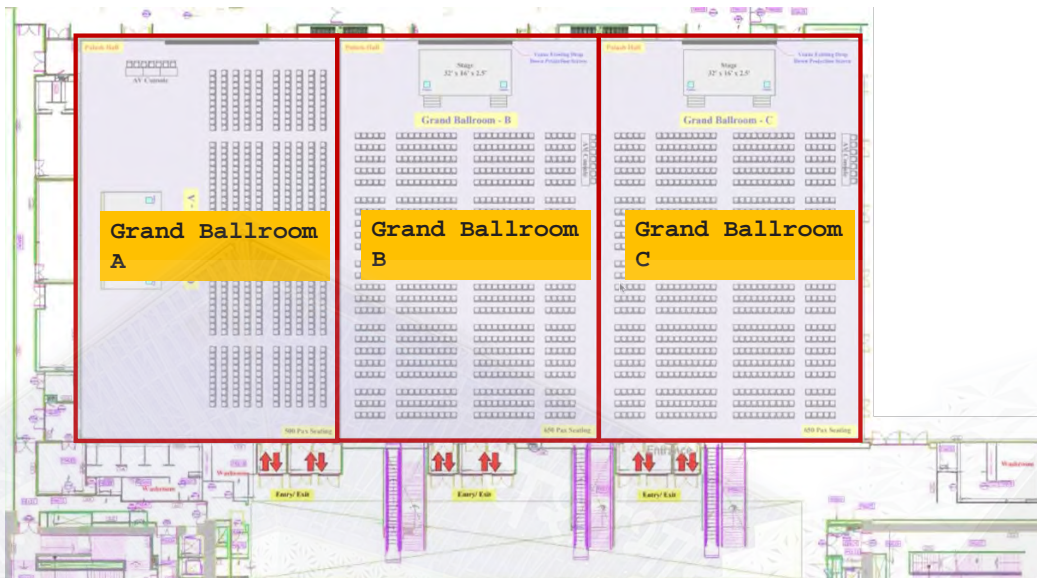
4th Floor Convention Centre



5th Floor Convention Centre

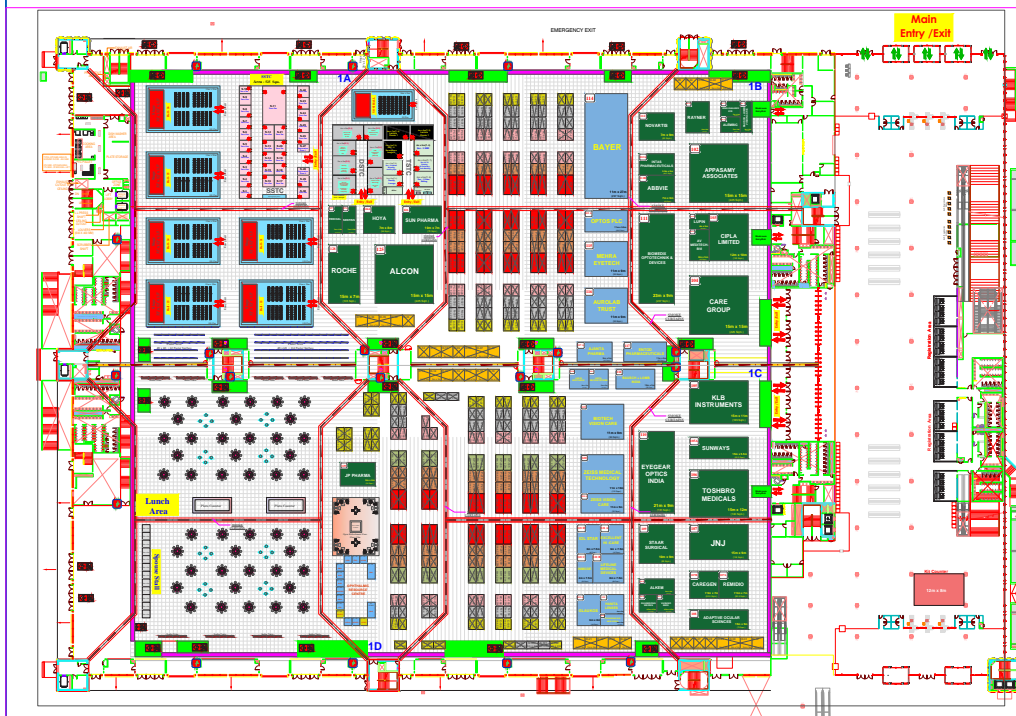


6th Floor Convention Centre



CONGRESS INFORMATION

Exhibition Hall



- Registration Counter
- Self Registration Kiosk
- Kit Counter & Storage Area
- Cloak Room
- Media Room
- Organizer Office

SHUTTLE ROUTES AND SCHEDULES

HOST
New Delhi, India
April 3-6, 2025

SHUTTLE TRANSPORT CHART



Gurugram Hotels ➔ Yashobhoomi

Route	Hotel	Date	1st Shuttle	2nd Shuttle	3rd Shuttle	4th Shuttle
10	Leela Ambience Gurugram Radisson Udyog Vihar Welcomhotel by ITC, NH 48	2nd April 2025	0745 Hours	0815 Hours	0845 Hours	0915 Hours
			0800 Hours	0830 Hours	0900 Hours	0930 Hours
			0810 Hours	0840 Hours	0910 Hours	0940 Hours
		3rd to 6th April 2025	0715 Hours	0745 Hours	0815 Hours	0845 Hours
			0730 Hours	0800 Hours	0825 Hours	0900 Hours
			0740 Hours	0810 Hours	0835 Hours	0910 Hours

Yashobhoomi ➔ Gurugram Hotels

Route	Hotel	Date	1st Shuttle	2nd Shuttle	3rd Shuttle	4th Shuttle	5th Shuttle	6th Shuttle
10	Leela Ambience Gurugram Radisson Udyog Vihar Welcomhotel by ITC, NH 48	2nd April 2025	1430 Hours	1800 Hours	1815 Hours	1830 Hours	1845 Hours	
		3rd April 2025	1430 Hours	1900 Hours	1930 Hours	2145 Hours	2200 Hours	2215 Hours
		4th April 2025	1430 Hours	1800 Hours	1815 Hours	1830 Hours	1845 Hours	
		5th April 2025	1430 Hours	1730 Hours	1830 Hours	2130 Hours	2200 Hours	2230 Hours
		6th April 2025	1400 Hours	1430 Hours	1500 Hours			

For any other assistance, Kindly contact at the travel Counter at Respective hotel lobby / travel desk at Yashobhoomi. Kindly assemble 10 minutes before departure time at the hotel lobby travel desk / APAO 2025 travel desk.

Scan the QR to download on your device



HOST
New Delhi, India
April 3-6, 2025

SHUTTLE TRANSPORT CHART



Aerocity Hotels ➔ Yashobhoomi

Route	Hotel	Date	1st Shuttle	2nd Shuttle	3rd Shuttle	4th Shuttle
4	Holiday Inn Aerocity IBIS Aerocity	2nd April 2025	0800 Hours	0830 Hours	0900 Hours	0930 Hours
		3rd to 6th April 2025	0715 Hours	0745 Hours	0815 Hours	0845 Hours
5	Aloft Aerocity Pride Plaza Aerocity	2nd April 2025	0800 Hours	0830 Hours	0900 Hours	0930 Hours
		3rd to 6th April 2025	0715 Hours	0745 Hours	0815 Hours	0845 Hours
6	JW Marriott	2nd April 2025	0800 Hours	0830 Hours	0900 Hours	0930 Hours
		3rd to 6th April 2025	0715 Hours	0745 Hours	0815 Hours	0845 Hours
7	Pullman Aerocity Novotel Aerocity	2nd April 2025	0800 Hours	0830 Hours	0900 Hours	0930 Hours
		3rd to 6th April 2025	0715 Hours	0745 Hours	0815 Hours	0845 Hours
8	Andaz Aerocity	2nd April 2025	0800 Hours	0830 Hours	0900 Hours	0930 Hours
		3rd to 6th April 2025	0715 Hours	0745 Hours	0815 Hours	0845 Hours
9	Lemon Tree Aerocity Red Fox Aerocity Roseate Aerocity	2nd April 2025	0800 Hours	0830 Hours	0900 Hours	0930 Hours
			0815 Hours	0845 Hours	0915 Hours	0945 Hours
		3rd to 6th April 2025	0715 Hours	0745 Hours	0815 Hours	0845 Hours
			0730 Hours	0800 Hours	0825 Hours	0900 Hours

Distance from Aerocity Hotel to Yashobhoomi 13KM, Time Taken 35-40 Mnts

HOST
New Delhi, India
April 3-6, 2025

SHUTTLE TRANSPORT CHART



Dwarka Hotels ➔ Yashobhoomi

Route	Hotel	Date	1st Shuttle	2nd Shuttle	3rd Shuttle	4th Shuttle
1	Vivanta Dwarka	2nd April 2025	0815 Hours	0845 Hours	0915 Hours	0945 Hours
		3rd to 6th April 2025	0730 Hours	0800 Hours	0830 Hours	0900 Hours
2	Radisson Blu Dwarka	2nd April 2025	0800 Hours	0830 Hours	0900 Hours	0930 Hours
		3rd to 6th April 2025	0715 Hours	0745 Hours	0815 Hours	0845 Hours
3	Welcomhotel by ITC Dwarka	2nd April 2025	0815 Hours	0845 Hours	0915 Hours	0945 Hours
		3rd to 6th April 2025	0730 Hours	0800 Hours	0830 Hours	0900 Hours

Yashobhoomi ➔ Dwarka Hotels

Route	Hotel	Date	1st Shuttle	2nd Shuttle	3rd Shuttle	4th Shuttle	5th Shuttle
1	Vivanta Dwarka	2nd April 2025	1430 Hours	1800 Hours	1815 Hours	1830 Hours	1845 Hours
		3rd April 2025	1430 Hours	1945 Hours	2145 Hours	2200 Hours	2215 Hours
		4th April 2025	1430 Hours	1800 Hours	1815 Hours	1830 Hours	1845 Hours
		5th April 2025	1430 Hours	1800 Hours	1815 Hours	1830 Hours	2030 Hours
		6th April 2025	1400 Hours	1430 Hours	1500Hours		
2	Radisson Blu Dwarka	2nd April 2025	1430 Hours	1800 Hours	1815 Hours	1830 Hours	1845 Hours
		3rd April 2025	1430 Hours	1945 Hours	2145 Hours	2200 Hours	2215 Hours
		4th April 2025	1430 Hours	1800 Hours	1815 Hours	1830 Hours	1845 Hours
		5th April 2025	1430 Hours	1800 Hours	1815 Hours	1830 Hours	2030 Hours
3	Welcomhotel by ITC Dwarka	2nd April 2025	1430 Hours	1800 Hours	1815 Hours	1830 Hours	1845 Hours
		3rd April 2025	1430 Hours	1945 Hours	2145 Hours	2200 Hours	2215 Hours
		4th April 2025	1430 Hours	1800 Hours	1815 Hours	1830 Hours	1845 Hours
		5th April 2025	1430 Hours	1800 Hours	1815 Hours	1830 Hours	2030 Hours
		6th April 2025	1400 Hours	1430 Hours	1500Hours		

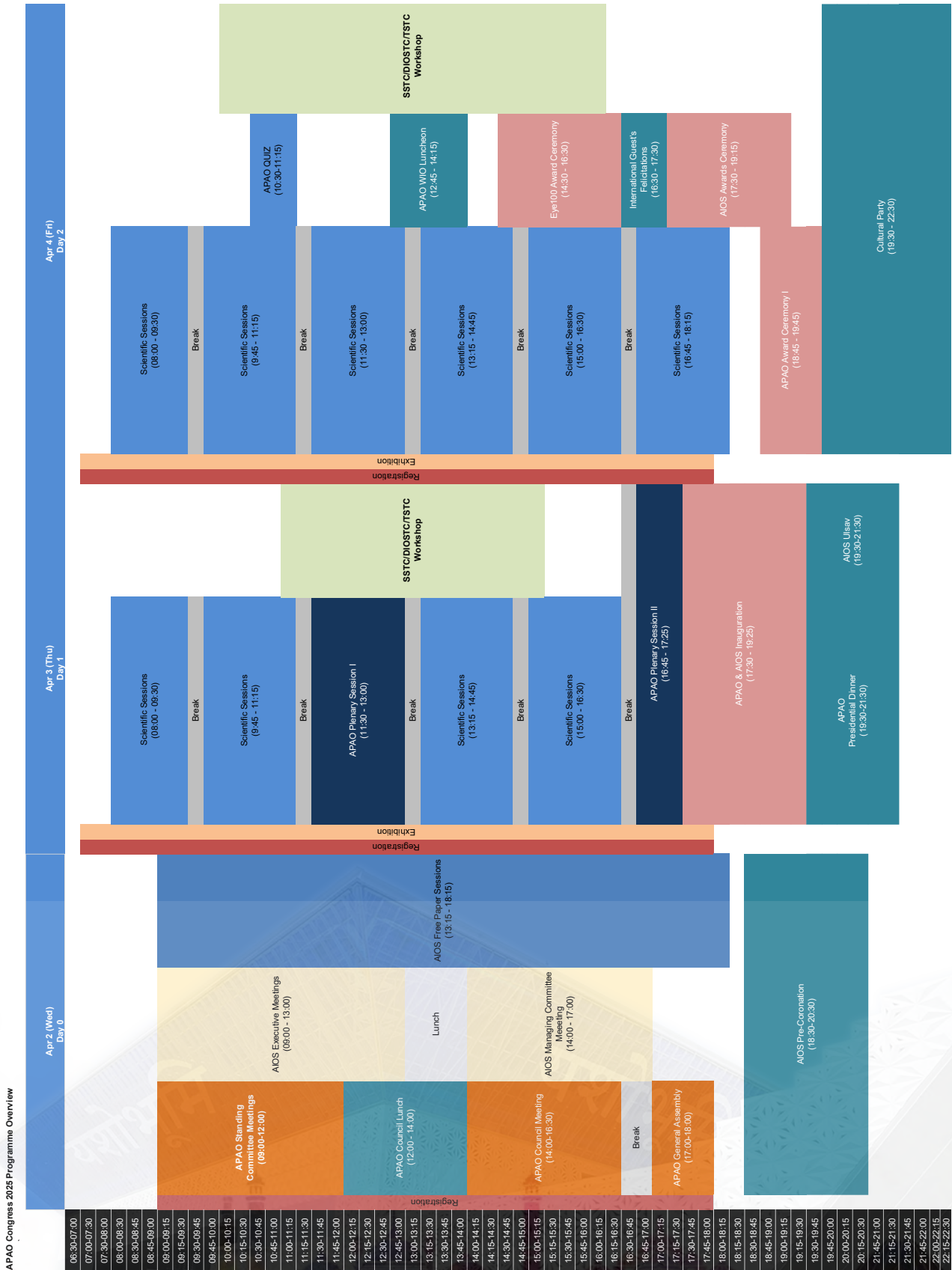
4th April 2025, Coaches will leave respective hotels by 1830 Onwards for Cultural Party & return to Hotels from 2145 Hours onwards

For any other assistance, Kindly contact at the travel Counter at Respective hotel lobby / travel desk at Yashobhoomi. Kindly assemble 10 minutes before departure time at the hotel lobby travel desk / APAO 2025 travel desk.

Scan the QR to download on your device



PROGRAM OVERVIEW



CONGRESS INFORMATION

Time	Apr 5 (Sat) Day 3	Apr 6 (Sun) Day 4
06:30-07:00		
07:30-07:30		
08:00-08:30	Run for Vision (06:00-07:00)	Scientific Sessions (08:00 - 09:30)
08:30-08:45	Scientific Sessions (08:00 - 09:30)	Scientific Sessions (08:00 - 09:30)
08:45-09:00	Break	Break
09:00-09:15	Scientific Sessions (09:45 - 11:15)	Scientific Sessions (09:45 - 11:15)
09:15-09:30	Break	Break
09:30-09:45	Scientific Sessions (11:30 - 13:00)	Scientific Sessions (11:30 - 13:00)
09:45-10:00	Break	Break
10:00-10:15	APAO LDP Alumni Reception (13:00 - 14:15)	Valuedictory (13:15 - 14:45)
10:15-10:30	Break	
10:30-10:45	Scientific Sessions (16:00 - 18:30)	
10:45-11:00	APAO Award Ceremony II (16:45 - 18:15)	
11:00-11:15	Break	
11:15-11:30	APAO LDP Alumni Reception (13:00 - 14:15)	
11:30-11:45	Break	
11:45-12:00	Scientific Sessions (13:15 - 14:45)	
12:00-12:15	Break	
12:15-12:30	Scientific Sessions (16:00 - 18:30)	
12:30-12:45	Break	
12:45-13:00	Break	
13:00-13:15	Break	
13:15-13:30	Break	
13:30-13:45	Break	
13:45-14:00	Break	
14:00-14:15	Break	
14:15-14:30	Break	
14:30-14:45	Break	
14:45-15:00	Break	
15:00-15:15	Break	
15:15-15:30	Break	
15:30-15:45	Break	
15:45-16:00	Break	
16:00-16:15	Break	
16:15-16:30	Break	
16:30-16:45	Break	
16:45-17:00	Break	
17:00-17:15	Break	
17:15-17:30	Break	
17:30-17:45	Break	
17:45-18:00	Break	
18:00-18:15	Break	
18:15-18:30	Break	
18:30-18:45	Break	
18:45-19:00	Break	
19:00-19:15	Break	
19:15-19:30	Break	
19:30-19:45	Break	
19:45-20:00	Break	
20:00-20:15	Break	
20:15-20:30	Break	
20:30-20:45	Break	
20:45-21:00	Break	
21:00-21:15	Break	
21:15-21:30	Break	
21:30-21:45	Break	
21:45-22:00	Break	
22:00-22:15	Break	
22:15-22:30	Break	

PROGRAM AT A GLANCE

Day 1 - April 3, 2025 (Thursday)

Time Location	Session 1	Session 2	3rd Floor	4th Floor	5th Floor	6th Floor
08:30 - 09:15	Registration & Breakfast					
09:15 - 09:30	IC16: Update on the Management of Diabetic Retinopathy					
09:30 - 10:15	IC17: Update on the Management of Glaucoma					
10:15 - 10:30	IC18: Update on the Management of Cataract					
10:30 - 11:15	IC19: Update on the Management of Strabismic Amblyopia					
11:15 - 11:30	IC20: Update on the Management of Pediatric Ophthalmology					
11:30 - 12:15	IC21: Update on the Management of Uveitis					
12:15 - 12:30	IC22: Update on the Management of Cornea					
12:30 - 13:15	IC23: Update on the Management of Contact Lens					
13:15 - 13:30	IC24: Update on the Management of Ocular Infection					
13:30 - 14:15	IC25: Update on the Management of Ocular Trauma					
14:15 - 14:30	IC26: Update on the Management of Ocular Neoplasia					
14:30 - 15:15	IC27: Update on the Management of Ocular Immunology					
15:15 - 15:30	IC28: Update on the Management of Ocular Pharmacology					
15:30 - 16:15	IC29: Update on the Management of Ocular Biomechanics					
16:15 - 16:30	IC30: Update on the Management of Ocular Genetics					
16:30 - 17:15	IC31: Update on the Management of Ocular Pathology					
17:15 - 17:30	IC32: Update on the Management of Ocular Research					
17:30 - 18:15	IC33: Update on the Management of Ocular Clinical Practice					
18:15 - 18:30	IC34: Update on the Management of Ocular Quality of Life					
18:30 - 19:15	IC35: Update on the Management of Ocular Patient Safety					
19:15 - 19:30	IC36: Update on the Management of Ocular Health Economics					
19:30 - 20:15	IC37: Update on the Management of Ocular Health Equity					
20:15 - 21:00	IC38: Update on the Management of Ocular Health Communication					
21:00 - 21:45	IC39: Update on the Management of Ocular Health Policy					
21:45 - 22:30	IC40: Update on the Management of Ocular Health System					
22:30 - 23:15	IC41: Update on the Management of Ocular Health Innovation					
23:15 - 24:00	IC42: Update on the Management of Ocular Health Leadership					
24:00 - 24:45	IC43: Update on the Management of Ocular Health Governance					
24:45 - 25:30	IC44: Update on the Management of Ocular Health Accountability					
25:30 - 26:15	IC45: Update on the Management of Ocular Health Transparency					
26:15 - 27:00	IC46: Update on the Management of Ocular Health Integrity					
27:00 - 27:45	IC47: Update on the Management of Ocular Health Ethical Practice					
27:45 - 28:30	IC48: Update on the Management of Ocular Health Professionalism					
28:30 - 29:15	IC49: Update on the Management of Ocular Health Collaboration					
29:15 - 30:00	IC50: Update on the Management of Ocular Health Partnership					
30:00 - 30:45	IC51: Update on the Management of Ocular Health Advocacy					
30:45 - 31:30	IC52: Update on the Management of Ocular Health Empowerment					
31:30 - 32:15	IC53: Update on the Management of Ocular Health Self-Determination					
32:15 - 33:00	IC54: Update on the Management of Ocular Health Well-being					
33:00 - 33:45	IC55: Update on the Management of Ocular Health Resilience					
33:45 - 34:30	IC56: Update on the Management of Ocular Health Adaptability					
34:30 - 35:15	IC57: Update on the Management of Ocular Health Inclusivity					
35:15 - 36:00	IC58: Update on the Management of Ocular Health Accessibility					
36:00 - 36:45	IC59: Update on the Management of Ocular Health Universal Design					
36:45 - 37:30	IC60: Update on the Management of Ocular Health Social Inclusion					
37:30 - 38:15	IC61: Update on the Management of Ocular Health Digital Inclusion					
38:15 - 39:00	IC62: Update on the Management of Ocular Health Financial Inclusion					
39:00 - 39:45	IC63: Update on the Management of Ocular Health Environmental Inclusion					
39:45 - 40:30	IC64: Update on the Management of Ocular Health Cultural Inclusion					
40:30 - 41:15	IC65: Update on the Management of Ocular Health Linguistic Inclusion					
41:15 - 42:00	IC66: Update on the Management of Ocular Health Geographic Inclusion					
42:00 - 42:45	IC67: Update on the Management of Ocular Health Age Inclusion					
42:45 - 43:30	IC68: Update on the Management of Ocular Health Gender Inclusion					
43:30 - 44:15	IC69: Update on the Management of Ocular Health Disability Inclusion					
44:15 - 45:00	IC70: Update on the Management of Ocular Health Sexual Orientation Inclusion					
45:00 - 45:45	IC71: Update on the Management of Ocular Health Transgender Inclusion					
45:45 - 46:30	IC72: Update on the Management of Ocular Health Interfaith Inclusion					
46:30 - 47:15	IC73: Update on the Management of Ocular Health Intercultural Inclusion					
47:15 - 48:00	IC74: Update on the Management of Ocular Health Intrafaith Inclusion					
48:00 - 48:45	IC75: Update on the Management of Ocular Health Intra-cultural Inclusion					
48:45 - 49:30	IC76: Update on the Management of Ocular Health Intra-familial Inclusion					
49:30 - 50:15	IC77: Update on the Management of Ocular Health Intra-generational Inclusion					
50:15 - 51:00	IC78: Update on the Management of Ocular Health Intra-organizational Inclusion					
51:00 - 51:45	IC79: Update on the Management of Ocular Health Intra-industry Inclusion					
51:45 - 52:30	IC80: Update on the Management of Ocular Health Intra-sectoral Inclusion					
52:30 - 53:15	IC81: Update on the Management of Ocular Health Intra-national Inclusion					
53:15 - 54:00	IC82: Update on the Management of Ocular Health Intra-regional Inclusion					
54:00 - 54:45	IC83: Update on the Management of Ocular Health Intra-city Inclusion					
54:45 - 55:30	IC84: Update on the Management of Ocular Health Intra-community Inclusion					
55:30 - 56:15	IC85: Update on the Management of Ocular Health Intra-family Inclusion					
56:15 - 57:00	IC86: Update on the Management of Ocular Health Intra-household Inclusion					
57:00 - 57:45	IC87: Update on the Management of Ocular Health Intra-neighborhood Inclusion					
57:45 - 58:30	IC88: Update on the Management of Ocular Health Intra-village Inclusion					
58:30 - 59:15	IC89: Update on the Management of Ocular Health Intra-town Inclusion					
59:15 - 60:00	IC90: Update on the Management of Ocular Health Intra-county Inclusion					
60:00 - 60:45	IC91: Update on the Management of Ocular Health Intra-state Inclusion					
60:45 - 61:30	IC92: Update on the Management of Ocular Health Intra-country Inclusion					
61:30 - 62:15	IC93: Update on the Management of Ocular Health Intra-continent Inclusion					
62:15 - 63:00	IC94: Update on the Management of Ocular Health Intra-region Inclusion					
63:00 - 63:45	IC95: Update on the Management of Ocular Health Intra-hemisphere Inclusion					
63:45 - 64:30	IC96: Update on the Management of Ocular Health Intra-continent Inclusion					
64:30 - 65:15	IC97: Update on the Management of Ocular Health Intra-world Inclusion					
65:15 - 66:00	IC98: Update on the Management of Ocular Health Intra-universe Inclusion					
66:00 - 66:45	IC99: Update on the Management of Ocular Health Intra-multiverse Inclusion					
66:45 - 67:30	IC100: Update on the Management of Ocular Health Intra-multiverse Inclusion					

[Plenary Session] Celebrating Excellence in Ophthalmology - APAO 2025 Award Lectures (15:00 - 17:00) Brahmkamal Hall - Auditorium A (Basement 1)

INAUGURATION APAO & AIOSS Opening Ceremony (17:30 - 19:00) Brahmkamal Hall - Auditorium A (Basement 1)

AIOSS Inaugural Dinner & Utseav 19:30 hrs

APAO Presidential Dinner (19:30 - 21:30) Palash Hall - Grand Ball Room A (6th Floor)

For details of International Sessions, please refer to the APAO 2025 Congress website at <http://2025.apaophth.org/program-schedule>

CONGRESS INFORMATION

Day 4 - April 6, 2025 (Sunday)

CONGRESS INFORMATION

Sunday 6 April 2025 (Day 4)

Time Location	12th Floor	11th Floor	10th Floor	9th Floor	8th Floor	7th Floor	6th Floor	5th Floor	4th Floor	3rd Floor	2nd Floor	1st Floor	Trade Room 1	Trade Room 2	Trade Room 3	Trade Room 4	Trade Room 5	Trade Room 6
08:30 - 09:15	Scientific Hall - A (10th Floor)	Scientific Hall - B (10th Floor)	Scientific Hall - C (10th Floor)	Scientific Hall - D (10th Floor)	Scientific Hall - E (10th Floor)	Scientific Hall - F (10th Floor)	Scientific Hall - G (10th Floor)	Scientific Hall - H (10th Floor)	Scientific Hall - I (10th Floor)	Scientific Hall - J (10th Floor)	Scientific Hall - K (10th Floor)	Scientific Hall - L (10th Floor)	IC177 What's new in Ophthalmology Update 2025 Question Paper	IC178 What's new in Ophthalmology Update 2025 Question Paper	IC179 What's new in Ophthalmology Update 2025 Question Paper	IC180 What's new in Ophthalmology Update 2025 Question Paper	IC181 What's new in Ophthalmology Update 2025 Question Paper	IC182 What's new in Ophthalmology Update 2025 Question Paper
09:30 - 10:00	IC183 National Symposium on Ophthalmology	IC184 National Symposium on Ophthalmology	IC185 National Symposium on Ophthalmology	IC186 National Symposium on Ophthalmology	IC187 National Symposium on Ophthalmology	IC188 National Symposium on Ophthalmology	IC189 National Symposium on Ophthalmology	IC190 National Symposium on Ophthalmology	IC191 National Symposium on Ophthalmology	IC192 National Symposium on Ophthalmology	IC193 National Symposium on Ophthalmology	IC194 National Symposium on Ophthalmology	IC195 National Symposium on Ophthalmology	IC196 National Symposium on Ophthalmology	IC197 National Symposium on Ophthalmology	IC198 National Symposium on Ophthalmology	IC199 National Symposium on Ophthalmology	IC200 National Symposium on Ophthalmology
10:30 - 11:00	IC201 National Symposium on Ophthalmology	IC202 National Symposium on Ophthalmology	IC203 National Symposium on Ophthalmology	IC204 National Symposium on Ophthalmology	IC205 National Symposium on Ophthalmology	IC206 National Symposium on Ophthalmology	IC207 National Symposium on Ophthalmology	IC208 National Symposium on Ophthalmology	IC209 National Symposium on Ophthalmology	IC210 National Symposium on Ophthalmology	IC211 National Symposium on Ophthalmology	IC212 National Symposium on Ophthalmology	IC213 National Symposium on Ophthalmology	IC214 National Symposium on Ophthalmology	IC215 National Symposium on Ophthalmology	IC216 National Symposium on Ophthalmology	IC217 National Symposium on Ophthalmology	IC218 National Symposium on Ophthalmology
11:15 - 11:30	IC219 National Symposium on Ophthalmology	IC220 National Symposium on Ophthalmology	IC221 National Symposium on Ophthalmology	IC222 National Symposium on Ophthalmology	IC223 National Symposium on Ophthalmology	IC224 National Symposium on Ophthalmology	IC225 National Symposium on Ophthalmology	IC226 National Symposium on Ophthalmology	IC227 National Symposium on Ophthalmology	IC228 National Symposium on Ophthalmology	IC229 National Symposium on Ophthalmology	IC230 National Symposium on Ophthalmology	IC231 National Symposium on Ophthalmology	IC232 National Symposium on Ophthalmology	IC233 National Symposium on Ophthalmology	IC234 National Symposium on Ophthalmology	IC235 National Symposium on Ophthalmology	IC236 National Symposium on Ophthalmology
11:30 - 12:00	IC237 National Symposium on Ophthalmology	IC238 National Symposium on Ophthalmology	IC239 National Symposium on Ophthalmology	IC240 National Symposium on Ophthalmology	IC241 National Symposium on Ophthalmology	IC242 National Symposium on Ophthalmology	IC243 National Symposium on Ophthalmology	IC244 National Symposium on Ophthalmology	IC245 National Symposium on Ophthalmology	IC246 National Symposium on Ophthalmology	IC247 National Symposium on Ophthalmology	IC248 National Symposium on Ophthalmology	IC249 National Symposium on Ophthalmology	IC250 National Symposium on Ophthalmology	IC251 National Symposium on Ophthalmology	IC252 National Symposium on Ophthalmology	IC253 National Symposium on Ophthalmology	IC254 National Symposium on Ophthalmology
12:45 - 1:00	IC255 National Symposium on Ophthalmology	IC256 National Symposium on Ophthalmology	IC257 National Symposium on Ophthalmology	IC258 National Symposium on Ophthalmology	IC259 National Symposium on Ophthalmology	IC260 National Symposium on Ophthalmology	IC261 National Symposium on Ophthalmology	IC262 National Symposium on Ophthalmology	IC263 National Symposium on Ophthalmology	IC264 National Symposium on Ophthalmology	IC265 National Symposium on Ophthalmology	IC266 National Symposium on Ophthalmology	IC267 National Symposium on Ophthalmology	IC268 National Symposium on Ophthalmology	IC269 National Symposium on Ophthalmology	IC270 National Symposium on Ophthalmology	IC271 National Symposium on Ophthalmology	IC272 National Symposium on Ophthalmology
Valdetary 13:30 Hrs																		

For details of International Sessions, please refer to the APAG 2025 Congress website at <https://2025.apaoophth.org/program/index.html>

SOCIAL PROGRAMS



Day 0

AIOS Pre-Coronation

As a prelude to the Congress, the AIOS Pre-Coronation is a networking event between APAO and AIOS Council Members.

Date: April 2, 2025 (Wednesday)

Time: 18:30-20:00

Venue: Palash Hall - Grand Ball Room A, 6/F, Convention Centre, Yashobhoomi

By invitation only

Day 1

APAO-AIOS Inauguration (Opening Ceremony)

Congress. Highlights of the ceremony include the presentation of five APAO Named Awards, which are the Jose Rizal Medal, the Holmes Lecture, the ICO Mark Tso Golden Apple Award, the Nakajima Award, and the newly launched Dennis Lam Award, as well as various AIOS awards.

Date: April 3, 2025 (Thursday)

Time: 17:30-19:25

Venue: Brahmkamal Hall - Auditorium A, Basement 1, Convention Centre, Yashobhoomi

Open to all delegates

APAO Presidential Dinner

This is a prestigious occasion which will be attended by APAO and AIOS Council Members, society presidents, as well as Members of the International Advisory Board and Scientific Program Committee, all invited by the Congress President.

Date: April 3, 2025 (Thursday)

Time: 19:30-21:30

Venue: Palash Hall - Grand Ball Room A, 6/F, Convention Centre, Yashobhoomi

By invitation only

AIOS Utsav

All delegates are welcome to attend this dinner hosted by the Congress organizers.

Date: April 3, 2025 (Thursday)

Time: 19:30-21:30

Venue: Exhibition Hall, Yashobhoomi

Open to all delegates

Day 2

APAO-APOIS Imaging Competition Award Ceremony

With the theme “Imaging the Eye: Helping the World to See,” the APAO-APOIS Imaging Competition highlights the importance of imaging in eye care, fosters community engagement, and inspires innovation through powerful visual storytelling. Prizes will be presented at this ceremony.

Date: April 4, 2025 (Friday)

Time: 12:00 -13:00

Venue: Showcase Theater, Exhibition Hall, Yashobhoomi

Open to all delegates

APAO WIO Luncheon

Female ophthalmologists get together annually at the APAO Congress with an amazing opportunity to get inspirations from female leaders and to learn about the challenges they face on the road to success.

Date: April 4, 2025 (Friday)

Time: 12:45-14:15

Venue: Juhi Café, 2/F, Convention Centre, Yashobhoomi

By invitation only

Eye 100 Award Ceremony

Established in 2023, the Asia-Pacific (AP) Eye 100 is a biennial event initiated by the Asia-Pacific Journal of Ophthalmology (APJO) to honor and celebrate the top 100 most influential and inspiring ophthalmologists from the Asia-Pacific region who have made significant contributions to ophthalmology in the region and beyond.

Date: April 4, 2025 (Friday)

Time: 14:30-15:45

Venue: Brahmkamal Hall - Auditorium A, Basement 1, Convention Centre, Yashobhoomi

Open to all delegates

International Guests' Felicitations

Representatives of APAO's national and subspecialty societies, along with peers from ophthalmic organizations around the world, will gather for a memorable photo session.

Date: April 4, 2025 (Friday)

Time: 16:30-17:30

Venue: Brahmkamal Hall - Auditorium A, Basement 1, Convention Centre, Yashobhoomi

By invitation only

AIOS Award Ceremony

All delegates are welcome to join our local colleagues in applauding the achievements of AIOS award recipients.

Date: April 4, 2025 (Friday)

Time: 17:30-19:30

Venue: Brahmkamal Hall - Auditorium A, Basement 1, Convention Centre, Yashobhoomi

Open to all delegates

APAO Award Ceremony I & Cultural Party

Our outstanding colleagues will be honored at the APAO Award Ceremony I, which is immediately followed by the APAO-AIOS Cultural Party with special performances and a delightful dinner.

Date: April 4, 2025 (Friday)

Time: 18:45-22:30

Venue: A-Dot Convention Centre



*Please note that this event is located outside of the Congress venue. Shuttle buses will be arranged to transport participants to A-Dot Convention Centre.

Open to all delegates

Day 3

Run for Vision

This outdoor event will provide an exciting opportunity for a collective morning exercise, promoting fitness and camaraderie among participants of the Congress.

Date: April 5, 2025 (Saturday)

Time: 06:00-07:00

Open to all delegates

APAO LDP Alumni Reception

The APAO Leadership Development Program runs every year. All graduates of the program are eligible to join an alumni group to get together, learn together and continue to grow after graduation. The Alumni Reception provides opportunities to foster continuing relationships with classmates and graduates across cohorts.

Date: April 5, 2025 (Saturday)

Time: 13:00-14:15

Venue: Juhi Café, 2/F, Convention Centre, Yashobhoomi

For APAO LDP alumni

APAO Award Ceremony II

A sequel to the APAO Award Ceremony I held in the previous evening, the APAO Award Ceremony II will continue to present various awards, celebrating recipients' contributions to ophthalmology.

Date: April 5, 2025 (Saturday)

Time: 16:45-18:15

Venue: Brahmkamal Hall - Auditorium A, Basement 1, Convention Centre, Yashobhoomi

Open to all delegates

Young Ophthalmologists' Night

The YO Night is a party that gives young ophthalmologists the flexibility to enjoy time with friends and colleagues.

Date: April 5, 2025 (Saturday)

Time: 18:30-20:00

Venue: Viceroy & Warren Room, WelcomHotel Dwarka

By invitation only

Day 4

Valedictory

Through this grand finale, the organizers would like to offer their warmest farewell and heartfelt gratitude to all participants of the Congress.

Date: April 6, 2025 (Sunday)

Time: 13:15-14:45

Venue: Brahmkamal Hall - Auditorium A, Basement 1, Convention Centre, Yashobhoomi

Open to all delegates

APAO

WOMEN IN OPHTHALMOLOGY INTERNATIONAL FELLOWSHIP PROGRAM

In developing countries, there are few subspecialty-trained ophthalmologists, and female ophthalmologists in these roles are particularly scarce. As such, the Asia-Pacific Academy of Ophthalmology Women in Ophthalmology (WIO) International Fellowship Program aims to support a female ophthalmologist from a developing country to receive a 1-year fellowship training in a subspecialty area at an international training center of excellence.

At the end of the fellowship, the fellow will practice and become a trainer in her home country, empowering the local ophthalmology residents and promoting the restoration of sight in her community.

ELIGIBILITY

Applicants should fulfil the following criteria:

- From a developing country which is one of APAO National Members (<https://apaophth.org/members/national/>) with GDP ranking 101 or below;
- Below age 40;
- Have completed basic residency training in ophthalmology; advantages will be given to the applicants who have completed a subspecialty training program;
- Dedicated to the continuing ophthalmology training for home country upon return from the fellowship;
- Fulfill the special requirements of respective APAO training centers. Candidates who wish to apply for fellowship in the United States should have passed USMLE Steps 1, 2 and 3;
- Preference will be given to candidates who have already secured a fellowship position.

The list of training centers is available at: <https://apaophth.org/training-centers/>.

The one candidate who is successfully placed in an APAO training center will be provided with up to US\$1,000 for airfare and an allowance of US\$200 per month during the period of training.

HOW TO APPLY?

Application for the program opens from December 1 to January 31 every program year. Stay tuned for next call for application via APAO media platforms.



@APAOpth



@APAOpth



ifp@apaophth.org

WIO IFP
2021-22
COHORT



Dr. Stephanie Suzanne GARCIA
(Philippines)
12-month Fellowship
at UCLA Jules Stein Eye Institute



The 40th Asia-Pacific Academy of Ophthalmology Congress
In Conjunction with
The 83rd Annual Conference of the All India Ophthalmological Society



5 AWARDS & LECTURES

AWARDS & LECTURES



<https://www.facebook.com/AIOSSC>
<https://www.facebook.com/APAOphth/>



<https://aios-scientificcommittee.org/>
<https://apaophth.org/>



<https://www.youtube.com/@AIOSSC>
<http://video.apaophth.org/>

APAO AWARDS

APAO NAMED AWARDS & LECTURES

JOSE RIZAL MEDAL

The Jose Rizal Medal recognizes an outstanding ophthalmologist annually for his/her excellence in ophthalmology in the Asia-Pacific region. This medal was instituted to commemorate Dr. Jose Rizal, an ophthalmologist who became a national hero of the Philippines.



Charles NJ MCGHEE
 DSc, FRCOphth
 New Zealand

Prof. Charles NJ McGhee ONZM FRSNZ PhD DSc FRCS FRCOphth FRANZCO is a pre-eminent eye surgeon and vision scientist who is internationally recognized for his clinical and research contributions to ophthalmology. He has been recognized by *The Ophthalmologist* (UK) as one of the 100 most influential ophthalmologists in the world on several occasions, being ranked in the top ten in 2024. The top-quartile journal, the *Asia-Pacific Journal of Ophthalmology*, recently recognized him as one of 20 living “EyeCons” who have significantly influenced the development of ophthalmology in the 21st century.

Scottish born, Prof. McGhee graduated in medicine and science (ocular pathology) from the University of Glasgow (1983) and was Professor of Ocular Therapeutics (Sunderland 1993-96) and Professor of Ophthalmology (Dundee 1996-99) before relocating to New Zealand/ Aotearoa in 1999. He is the Maurice Paykel Professor and Chair of Ophthalmology, University of Auckland (1999 - present), and remains extremely active in clinical and surgical practice, providing a tertiary service for complex corneal disease including transplantation, anterior segment reconstruction and ocular surface / iris tumours. He has trained >100 corneal and anterior segment fellows with 41 completing doctoral research theses. He co-founded and became Director (2008) of the New Zealand National Eye Centre, University of Auckland, that includes >160 staff and postgraduate students across Ophthalmology, Optometry and Molecular Vision, all collaborating widely on eye research and teaching, extending from the laboratory to the community.

He was President of the Asia-Pacific Academy of Ophthalmology (2017-19) and Chair of the Australian and New Zealand Cornea Society (2015-18). He is Vice President of Academia Ophthalmologica Internationalis (AOI), member of the International Intra-Ocular Implant Club (IIIC), and President of the Academy of the Asia-Pacific Professors of Ophthalmology (AAPPO) that has a major mentoring role in the Asia Pacific. He is also Past President and Honorary life-President of the British Society of Refractive Surgery (BSRS), which he co-founded. In the mid-nineties he was a member of the international board that developed C-LASIK, that established and standardized the most popular form of microkeratome LASIK procedures internationally. He is past Chair of the Scientific Committee of the Royal Australian and New Zealand College of Ophthalmologists (RANZCO). He has given a number of invited named lectures including: Asia Cornea Society Medal (ACS), Ida Mann Lecture (RANZCO), BSRS Charles McGhee Medal Lecture, Sir Norman Gregg Medal (RANZCO), Douglas Coster

Medal (ANZ Cornea Society), Khodadoust Memorial Lecture (ISO), and Mark Tso Golden Apple (ICO).

Prof. McGhee has 815 research outputs, including three textbooks and >500 peer-reviewed (SCI) scientific papers / chapters. His personal research interests have generated >NZ\$33 million in competitive grants and philanthropic funding to complete clinical and research projects, including several community projects assessing disease and equity of access to eye health care. He has an H-index of 55 (Scopus). He is on the editorial boards of several journals and is past Editor in Chief of *Clinical and Experimental Ophthalmology* (a top-quartile journal) and is currently an Associate Editor of the *Asia-Pacific Journal of Ophthalmology*. The high quality of his research led to recognition and election to fellowship of the prestigious Royal Society of New Zealand (FRSNZ). His extensive work in ophthalmology and eye care was also acknowledged by the award of "Officer of the New Zealand Order of Merit" (ONZM) by Queen Elizabeth II.

Jose Rizal Medal Lecture:

The Aetiology, Diagnosis and Management of Keratoconus: Understanding the Contemporary Evidence Base and Dispelling 170 Years of Misconceptions

[Plenary Session] Celebrating Excellence in Ophthalmology - APAO 2025 Award Lectures

Date: April 3, 2025

Time: 11:30-11:50

Venue: Brahmkamal Hall - Auditorium A

Although aspects of keratoconus have been partly understood for nearly 200 years, it was Dr John Nottingham's landmark publication that consolidated basic concepts in 1854. Notably, in December 2024, a literature search revealed almost 10,000 articles have since been published on aspects of keratoconus, The vast majority (80%) of these articles have been published since 2020, indeed, this information overload continues at around 10 articles per week! This has consolidated the evidence base substantially and refuted, but also perpetuated, a number of misconceptions. This myriad, oftentimes highly technical, blizzard of publications makes it extremely difficult for busy clinicians to stay apace of rapid developments. This APAO Jose Rizal 2025 lecture seeks to identify 12 key elements of the aetiology and management of keratoconus to help the audience create a rubric to understand those observations that are important clinically, and those which are still largely important in research settings and not yet widely clinically applicable. Aetiological aspects to be considered include: genetics, atopy, eye rubbing and the ongoing debate about the role of inflammation. Management issues will include: diagnosis and diagnostic devices, AI and machine learning, contact lens applications, corneal cross-linking, intracorneal ring-segments and their variations, corneal transplantation, IOL management of astigmatism in KC, and the future potential of gene and cell therapy.

HOLMES LECTURE

The Holmes Lecture is the highest award for exceptional contributions to preventive ophthalmology, especially in the prevention of blindness in the Asia-Pacific region. The Holmes Lecture is named in memory of Dr. William J Holmes, the founding Secretary-General of APAO.



R.D. RAVINDRAN
 MS, DO
 India

Dr. R.D. Ravindran completed his residency (1982–1987) and started his career under the guidance of Dr. G. VENKATASWAMY, Founder of Aravind Eye Care System. In the early 1990s, during the expansion of the Aravind Eye Hospital network, Dr. Ravindran was appointed as its Chief Medical Officer (CMO), an important role which provided him with vast hands-on experience in developing its first secondary care hospital and three tertiary care hospitals from 1988 to 2010. As CMO of four eye hospitals for 23 years, Dr. Ravindran was instrumental in setting up the pay-for-service hospital, free hospital, and community outreach eye camps in each location.

The community outreach eye camps included screening for the elderly, school children, and industrial workers, as well as diabetic retinopathy screening in community settings. Under his leadership as CMO, more than 200 eye camps were conducted annually, while 10,000 to 12,000 patients were transported to base hospitals for cataract surgery every year.

In the year 2005-2006, he worked on the establishment of five telemedicine-enabled primary eye care centers in villages around Pondicherry.

At Aravind's first three tertiary care centers, Dr. Ravindran launched residency programs leading to postgraduate degrees in ophthalmology and oversaw the starting of long-term fellowship programs in all subspecialties. Throughout his tenure as the chief of various hospitals over 23 years, he steered the training of over 100 residents and over 200 subspecialty fellows.

Dr. Ravindran also contributed his efforts to four major community-based blindness prevalence studies, including the Aravind Comprehensive Eye Survey (1995-1997), the Indeye Survey (2005- 2010), and two national RAAB (Rapid Assessment of Avoidable Blindness) surveys under the Government of India in 2007 and 2017.

In 2010, he took up the roles of Chairman and Director, Quality at Aravind Eye Care System. Currently, he oversees 14 eye hospitals and 120 primary eye care centers, providing care to an average of 20,000 outpatients and performing around 2,500 procedures daily. Apart from managing and mentoring the key leaders of the institution, his areas of responsibility include teaching eye health management courses leading to capacity building of eye hospitals, and ongoing mentoring work undertaken by Aravind Eye Hospitals, covering over 350 eye hospitals across the globe.

Devoted to public services, Dr. Ravindran currently serves as an Advisory Board Member of the National Programme for Control of Blindness & Visual Impairment (NPCBVI) and a Member of the Academic Council, Healthcare Sector Skill Council (HSSC), both under the Government of India, New Delhi, since 2017 and 2020 respectively.

Previously, he served as a Regional Co-chair of the International Agency for the Prevention of Blindness (IAPB) from 2004 to 2012, and was a Board Member of VISION 2020: The Right to Sight – India from 2008 to 2020. Earlier, he was a Member (Ophthalmology) of the Taskforce on Standard Treatment Guidelines, Government of India, New Delhi from 2015 to 2017. He was also a Member of the first Expert Committee of the National Accreditation Board for Hospitals (NABH) in formulating its first set of quality standards for eye hospitals in 2016-2017.

He was the Chairman of the Scientific Committee of Tamil Nadu Ophthalmic Association (TNOA) conferences on three occasions in 1990, 1999, and 2007, and was the Organizing Secretary of the 38th TNOA Annual Conference, Tirunelveli in 1990. In addition, he was President of Coimbatore Ophthalmic Association from 1998 to 2002, and President of Pondicherry Ophthalmic Association from 2007 to 2009.

With these achievements, Dr. Ravindran has received around 30 accolades, including awards from universities to honor his academic excellence, and named orations from various organizations and societies at state, national, and international levels. He has authored over 90 publications in peer-reviewed and non-peer-reviewed journals, and has contributed his expertise as a reviewer for several ophthalmology journals.

Holmes Lecture:
Improving Cataract Surgical Quality Through Monitoring and Benchmarking – an Improvement Journey

[Plenary Session] Celebrating Excellence in Ophthalmology - APAO 2025 Award Lectures

Date: April 3, 2025

Time: 11:50-12:10

Venue: Brahmkamal Hall - Auditorium A

Ensuring constant improvement of patient care is essential for the translation of scientific advancements into better healthcare provision. The explosion of knowledge and technology has added complexity to the healthcare system. Hence, the systematic and regular monitoring of outcomes has become increasingly important for continuous improvements. Quality healthcare delivery is also a key component of sustainability. By adopting evidence-based practices backed by scientific research and implementing effective monitoring, we can achieve better outcomes – boosting surgeons' confidence, raising their productivity, attracting more patients, improving compliance, and fostering greater trust among patients at the community level.

Aravind Eye Hospitals have established a comprehensive system to enhance outcomes in cataract surgery. Started in the early days with manual documentation, it has now evolved into a web-based system that captures details directly from electronic medical records (EMR). Data collected at the individual patient level is collated and analyzed based on pre-defined indicators, including preoperative ocular status, surgical complications, resurgery, compliance with follow-up, and postoperative outcomes. Such data analysis is available to individual surgeons, enabling them to benchmark their performance against their peers and across the 14 hospitals in the system. Through measuring and benchmarking surgery outcomes, eye care providers can identify quality gaps, uncover opportunities for progress, and implement appropriate strategies for continuous improvement.

APAO ICO MARK TSO GOLDEN APPLE AWARD FOR THE BEST CLINICAL TEACHER IN OPHTHALMOLOGY IN THE ASIA-PACIFIC REGION

Initiated by the International Council of Ophthalmology (ICO) and as a token of the ICO's commitment to improving ophthalmic education worldwide, the ICO Mark Tso Golden Apple Award honors the most dedicated teacher of clinical ophthalmology in the Asia-Pacific region. It is named after Prof. Mark OM Tso, former ICO Director of Education.



Rajvardhan AZAD
MD and FRCS ed
India

For more than 3 decades, **Prof. Rajvardhan Azad** has been imparting exemplary teaching and research in learning principles and practices in the field of ophthalmic education across various universities in India and abroad.

Prof. Azad has achieved innovations that have enhanced the standards of super specialty eye care not only in India but also internationally.

As President of All India Ophthalmological Society (AIOS), Prof. Azad conceptualized and formatted a certification program popularly known as FAICO in 2009 for the first time in India and also in the world to provide quality specialized eye care in India and globally.

Since its inception, the FAICO diploma has gained tremendous popularity, attracting more than 200 candidates across all nine subspecialties of ophthalmology every year.

At the global level, Prof. Azad collaborated with the International Council of Ophthalmology (ICO) Education Committee to conduct this certification exam for the first time in the cornea subspecialty as a trial in 2016.

Prof. Azad is also Chair of the Ophthalmic Education Standing Committee of the Asia-Pacific Academy of Ophthalmology (APAO) for several years and has contributed significantly towards a better understanding of subspecialty ophthalmic care in the Asia-Pacific region. In this role, he has formulated a uniform curriculum for residency and fellowship programs with a project grant from APAO, and published papers in the *Asia-Pacific Journal of Ophthalmology* (APJO) on various super specialty programs in the Asia-Pacific region. He is currently working on a fellowship certification program on the pattern of AIOS in APAO.

As the youngest President of the National Board of Examination (NBE), an apex body of the Ministry of Health and Family Planning under the Government of India, Prof. Azad made sweeping reforms in medical education. He introduced many new innovations like the Screening Test for Foreign Medical Graduates (FMGE), the Examiners Orientation Programme, a new accreditation system for the renewal of institutes / hospitals, curriculum revision and the constitution of the Speciality Advisory Board.

Prof. Azad also served on the Medical Council of India (MCI) as Inspector and later as Chairman of Postgraduate Committee for many years. He helped the council lay down and maintain the standards of both undergraduate and postgraduate medical education in the country. As a chief guide and co-guide for several years, he has mentored more than 50 postgraduates at Dr. R. P. Centre, All India Institute of Medical Sciences (AIIMS), New Delhi. He is currently Chairman of the Clinical Advisory Board of the largest eye hospital in eastern India - Akhand Jyoti Eye Hospital (AJEH).

Prof. Azad has been an examiner for undergraduate and postgraduate students at over 20 universities in India and abroad. He has published 12 books, 200 research papers in peer-reviewed journals and over 60 chapters in books and periodicals. He is the principal investigator / a co-investigator in more than 25 clinical trials (Multicentric Global-15, ICMR funded-4, AIIMS funded -3) primarily on AMD, diabetic retinopathy and retinopathy of prematurity (ROP). He serves on the editorial boards and as a scientific reviewer of *Ophthalmology* (AAO), the *Indian Journal of Ophthalmology* (IJO), the *Asia-Pacific Journal of Ophthalmology* (APJO), *Journal of American Academy of Pediatric Ophthalmology and Strabismus* (JAPOS), the *British Journal of Ophthalmology* (BJO), *Clinical & Experimental Ophthalmology* (CEO), *Eye*, *Journal of Ophthalmology*, *Acta Ophthalmologica* and *Oman Journal of Ophthalmology* (OJO).

A born teacher as he is, he has been teaching all over the world and delivered lectures as Visiting Professor at Texas Medical Center in the US, Toronto General Hospital in Toronto, Canada, Zhongshan Ophthalmic Center in Guangzhou, China, St Luke's Medical Center in Manila, the Philippines, Islamia Hospital in Dhaka, Bangladesh, College of Ophthalmologists Sri Lanka, Tilganga Institute of Ophthalmology in Kathmandu, Nepal, and many other institutes.

He is the recipient of more than 50 prestigious awards and orations, including the De Ocampo Lecture by APAO for the highest academic excellence in teaching and research, and Dr. B.C. Roy National Award for Eminent Medical Teacher by the Medical Council of India. He is also a recipient of the highest award of APAO, i.e. the Jose Rizal Medal, to add to the list of laurels he has won. He has received the Life Time Achievement Award by both AIOS and the Vitreo Retinal Society of India, the Alim Memorial Award by the Ophthalmological Society of Bangladesh, the NOS Oration by the Nepal Ophthalmic Society, and the College of Ophthalmology Oration by the College of Ophthalmologists Sri Lanka.

Prof. Azad was a Member on the Board of Trustees of ICO and the Global Advisory Committee of the American Academy of Ophthalmology (AAO). He was on the Advisory Panel of AAO's *Academy Express*, which focuses on various research and new developments in ophthalmology.

ICO Mark Tso Golden Apple Award Lecture: An Eye to Teaching

[Plenary Session] Celebrating Excellence in Ophthalmology - APAO 2025 Award Lectures

Date: April 3, 2025

Time: 12:10-12:30

Venue: Brahmkamal Hall - Auditorium A

Teaching is a tripolar process where all three poles meet. Three poles are: Students or residents, teachers or professors, and institutions or medical colleges where the three poles meet and make it productive. This award is summation of this beautiful confluence where I have made a significant stride in imparting an honest and quality teaching spanning over a period of 4 decades. Teaching needs an innate desire and aptitude to impart knowledge and to see its benefit or impact in a simple term called feedback.

Having taught for 40 years by now, I have a long journey FROM my residency days to facultyship. At each step, I have tried to gather knowledge and pass it on to those who need them most.

I established the Retinopathy of Prematurity Centre at AIIMS New Delhi, Al-Bahar Centre for Ophthalmology, Kuwait, and many more centres within and outside the country. As the chairman of a national task force, I conducted several ROP awareness workshops/ symposia under WHO and the Government of India in all parts of India, training many ROP experts in India and abroad.

My work on the prevention of childhood blindness fetched me many awards and orations nationally and internationally.

It is really necessary to have a good institution for training. I am lucky that I got my training in vitreo-retina in Dr. R. P. Centre in AIIMS New Delhi, and later facultyship reaching up to directorship of the most prestigious Dr. R. P. Centre for Ophthalmic Sciences, which opened the vista of global panorama of ophthalmic education for me. Beginning from Dr. R. P. Centre AIIMS itself to various institutions around the world, I had the opportunity to interact and teach as a visiting professor. I took several initiatives to launch various teaching programs, including subspecialty certification in ophthalmology, hitherto unknown besides several initiatives in ICO, AIOS, SAO, APAO and WHO on ophthalmic education.

I am thankful to the jury for selecting me for the ICO Golden Apple Award and most humbly I accept. Thanks very much for the honor bestowed on me.

NAKAJIMA AWARD

Aimed at encouraging young ophthalmologists to play a more active role in ophthalmological development, the Nakajima Award honors young individuals for their outstanding international work in ophthalmology. The candidate should preferably be aged 40 years or younger and actively involved in international activities that assist in the development of ophthalmology, particularly in relation to the prevention of blindness, ophthalmic service, and research pertinent to major blinding conditions such as cataract, diabetic retinopathy, glaucoma, corneal grafting, keratomalacia, trachoma, and corneal ulcer.



Fei Li
MD, PhD
China

Dr. Fei Li currently serves as an Assistant Professor at the Zhongshan Ophthalmic Center at Sun Yat-sen University, where he has made significant contributions to the field of eye care, particularly in advancing glaucoma research and treatment. His interdisciplinary approach to translational research integrates advanced technologies into glaucoma healthcare, positioning him as a leader in the field. Dr. Li's work primarily focuses on elucidating the mechanisms of glaucoma and developing innovative diagnostic and therapeutic strategies.

One of his notable contributions is the development of the iChallenge datasets and the iGlaucoma project, important resources that have advanced AI-driven glaucoma research. Introduced at MICCAI conferences since 2018, the iChallenge datasets (*Medical Image Analysis 2020, Medical Image Analysis 2021, IEEE TMI 2022*) have facilitated progress in AI's role in glaucoma diagnostics. The iGlaucoma platform, known for its comprehensive multimodal approach, integrates anterior and posterior segment image analyses, enhancing diagnostic capabilities (*NPJ Digital Medicine 2020, Ophthalmology 2022a, Ophthalmology 2022b, Journal of Clinical Investigation 2022, Progress in Retinal and Eye Research 2024*). These efforts led to the development of China's first licensed AI-based glaucoma screening device, in collaboration with Baidu.

Dr. Li has also developed a novel classification system for visual field defects and established a large normative database for retinal nerve fiber layer thickness in highly myopic Chinese populations (*Ophthalmology 2022, Ophthalmology 2023, Progress in Retinal and Eye Research 2024*). His research improves the specificity of differential diagnoses for myopic optic neuropathy and glaucomatous optic neuropathy, utilizing big data to enhance detection rates and treatment outcomes across the Asia-Pacific region. These advancements have the potential to positively impact the management of glaucoma in myopic patients, who are at a higher risk of developing the disease.

In gene therapy, Dr. Li has developed an innovative approach targeting the CA2 gene in the ciliary body using CRISPR-Cas9 (*Cell Reports Medicine 2024*). This advancement offers a potential "one-shot gene therapy" model that could complement traditional treatment methods, potentially reducing the disease burden for glaucoma patients. The clinical translation of this gene-editing approach shows promise for improving glaucoma management, with the potential to provide long-term control of intraocular pressure and slow disease progression. Encouraging efficacy has been shown in preclinical studies, and the therapy is now advancing to clinical stages.

Dr. Li's academic influence is recognized internationally through his collaborations and knowledge-sharing with leading global institutions. He has delivered numerous invited presentations at major ophthalmological meetings, including the Asia-Pacific Academy of Ophthalmology (APAO), the World Glaucoma Congress (WGC), and the Asia-Pacific Glaucoma Congress (APGC), contributing to global ophthalmology discourse. His achievements have earned him several recognitions, including the APAO Achievement Award and the Best Scientific Paper Award in 2024, demonstrating his role in advancing ophthalmological practice through innovation in AI, big data, and gene therapy. He was also selected as one of the World's Top 2% Scientists in Ophthalmology by Stanford University in 2024. In addition to his research and academic contributions, Dr. Li has been serving as an Editorial Board Member of the Asia-Pacific Journal of Ophthalmology (APJO) since 2021 and acts as an independent reviewer for respected journals such as *Lancet Digital Health*, *Science Advances*, *Ophthalmology*, *IEEE TMI*, *Medical Image Analysis*, and the British Journal of Ophthalmology, etc.

Dr. Li's dedication to advancing glaucoma research and treatment, along with his expertise in AI, big data, and gene therapy, pushes the boundaries of scientific understanding and has the potential to improve the lives of individuals affected by glaucoma worldwide.

DENNIS LAM AWARD

The award honors individuals who have made their mark in achieving personal academic distinction and contribute significantly to academic advancement on institutional, national, and/or global levels. Moreover, the recipient has nourished and enhanced the international status of the *Asia-Pacific Journal of Ophthalmology* (APJO) through manuscripts published, citations generated, and editorial involvement. Preference will be given to APAC candidates. Prof. Dennis Lam is former President and Secretary-General of APAO, and the founding & current Editor-in-Chief of APJO. The award recognizes his outstanding academic achievement, commendable leadership, and continuing dedication to maintaining supremacy in the field of ophthalmology in APAC and beyond on the global stage.



Daniel TING
MD, PhD
Singapore

A/Prof. Daniel Ting is a senior consultant vitreo-retinal surgeon working in the Singapore National Eye Center (SNEC), an Associate Professor with Duke-NUS Medical School, and an Adjunct Clinical Associate Professor and Innovation Mentor at Stanford University. He is also the Director of the Singapore Health Services (SingHealth) AI Office, SNEC Chief Data and Digital Officer, and the Head of AI and Digital Health at the Singapore Eye Research Institute (SERI). In 2017, A/Prof. Ting was a U.S.-ASEAN Fulbright Scholar visiting the Johns Hopkins University, as a Fulbright Scholar to share his expertise in AI and big data in medicine. In addition, his research focus spans not only the technical aspects of machine learning, deep learning, large language models, explainable AI, and privacy-preserving technologies, but also safe, responsible, and ethical clinical AI applications. He is also involved in several international consensus reporting guidelines such as STARD-AI, QUADAS-AI, and DECIDE-AI.

To date, A/Prof. Ting has published >250 publications in peer-reviewed journals, book chapters, educational articles, and conference abstracts. Of those, 45 were published in high-impact journals (IF >10) such as *JAMA*, *NEJM*, *Lancet*, *Nature Medicine*, *Nature Biomedical Engineering*, *Lancet Digital Health*, *Progress in Retinal and Eye Research*, *Diabetes Care*, *Nature Digital Medicine*, and *Ophthalmology* etc. As of September 2024 (Google Scholar), his current H index is 62, while his i-10 index is 180, with total citations of >22043. One of his COVID-19 articles was published in *Nature Medicine* (1st author). Entitled “Digital Technology and COVID-19”, the article has so far been cited for >1,100 times with >110,000 views, and has also been referenced by the US Centers for Disease Control and Prevention (URL: <https://blogs.cdc.gov/genomics/2020/04/06/using-digital/>). A/Prof. Ting has received a total of S\$100 million in research grants, including S\$20 million as a principal investigator and S\$80 million as a co-investigator, supporting his AI and digital innovation-related projects in health.

A/Prof. Ting serves in several leadership positions in different AI and eye societies, including the American Academy of Ophthalmology’s AI and Ophthalmic Technology Assessment committees, and he chairs the AI and Digital Innovation Standing Committees for the Asia-Pacific Academy of Ophthalmology (APAO) and Asia-Pacific

Vitreo-retina Society (APVRS). He also serves on numerous advisory and editorial boards of top-tiered digital and medical journals, including *Lancet Digital Health*, *Frontiers in Medicine*, *Frontiers in Digital Health*, and the *Asia-Pacific Journal of Ophthalmology*. He is a Section Editor of the *British Journal of Ophthalmology* and an Editorial Board Member of *Ophthalmology*, *Ophthalmology Retina*, *Ophthalmology Science*, the *British Journal of Ophthalmology*, and *Retina*.

For these accomplishments, A/Prof. Ting has been recognized by many top-tiered international AI and ophthalmology societies, winning many prestigious scientific awards, including Tatler Asia Gen.T Leaders of Tomorrow (2021), Singapore National Clinician Scientist Award (2021), APAO Nakajima Award (2021), APVRS Constable Lecture (2021), MICCAI OMIA Prestigious Achievement Award (2020), ARVO Bert M. Glaser, MD Award for Innovative Research in Retina (2020), USA Macula Society Evangelos S. Gragoudas Award (2019), APAO Young Ophthalmologist's Award (2018) and APTOS Young Innovator Travel Grant (2017).

In 2022 and 2023, he was honored on the World's Top 100 Ophthalmologists Power List by *The Ophthalmologist*, and named among the World's Top 2% Scientists by the Stanford University world ranking. In 2021, he was ranked 1st globally in deep learning over the past decade (2010 – 2021), and has since been consecutively ranked in the top 10 worldwide for AI, machine learning, and deep learning in science, engineering, and health.

Dennis Lam Award Lecture: AI Innovation in Ophthalmology: Where Are We Now?

[Plenary Session] APAO 2025 Dennis Lam Award

Date: April 3, 2025

Time: 16:45-17:05

Venue: Brahmkamal Hall - Auditorium A

Artificial intelligence (AI) is revolutionizing ophthalmology, driving advancements in diagnosis, patient care, and professional training. Generative AI models, including Generative Adversarial Networks (GANs) and diffusion models, are transforming image synthesis, enhancing diagnostic accuracy, and addressing sample bias in training datasets. These innovations enable the creation of synthetic ocular images, improving deep learning models for rare and underrepresented conditions, such as inherited retinal diseases.

The integration of multimodal AI, such as vision-language models (VLMs) and large multimodal models (LMMs), has introduced novel applications like text-to-image generation, fostering better patient education and clinical decision-making. However, this technology faces hurdles, including data bias, safety concerns, and regulatory challenges. Synthetic data, while promising, requires rigorous validation to mitigate risks like hallucinations and data privacy breaches.

AI-powered tools are also enhancing surgical training and simulation through immersive technologies, including video generation and real-time analytics. Despite these advancements, the implementation of AI in clinical workflows demands user-friendly designs, clear guidelines, and robust physician training to ensure seamless integration.

As the field evolves, collaborative efforts among academia, industry, and policymakers are vital to addressing ethical, legal, and practical barriers. AI's potential to democratize ophthalmology and improve outcomes heralds a new era of precision medicine, emphasizing the need for responsible development and regulation to unlock its full potential.

SERVICE AWARDS

DISTINGUISHED SERVICE AWARDS

The Distinguished Service Awards are presented to ophthalmologists from APAO's Full Member Societies for their distinguished service to improve ophthalmology in their home territories.



Ali Ahmad MAROFKHIL
 (Afghanistan Society of Ophthalmology)



Mohita SHARMA
 (All India Ophthalmological Society)



Mingwei ZHAO
 (Chinese Ophthalmological Society)



Nalin RAJAKARUNA
 (College of Ophthalmologists of Sri Lanka)



Wimbo SASONO
 (Indonesian Ophthalmologists Association)



Dong Hyun KIM
 (Korean Ophthalmological Society)



Thiageswari Coomaraswamy
 UMAPATHY
 (Malaysian Society of Ophthalmology)



Tsengelmaa CHULUUNBAT
 (Mongolian Ophthalmologists' Society)



Chaw KHAING
 (Myanmar Ophthalmological Society)



Chandan BANERJEE
 (Nepal Ophthalmic Society)



Shams Mohammed NOMAN
 (Ophthalmological Society of Bangladesh)



Nazeer Ahmad AASI
 (Ophthalmological Society of Pakistan)



Bernardita NAVARRO
 (Philippine Academy of Ophthalmology)



Guy Li Jia CHEN
 (The Hong Kong Ophthalmological Society)



I-Jong WANG
 (The Ophthalmological Society of Chinese Taipei)



Robert CASSON
 (The Royal Australian and
 New Zealand College of
 Ophthalmologists)



Anita MANASSAKORN
 (The Royal College of
 Ophthalmologists of Thailand)



Raoul Paolo D. HENSON
 (Asia Pacific Society of
 Ophthalmic Plastic and
 Reconstructive Surgery)



Poemen CHAN
 (Asia-Pacific Glaucoma Society)



Zi-Bing JIN
 (Asia-Pacific Ocular Imaging Society)



Gangadhara SUNDAR
 (Asia-Pacific Society of Ocular
 Oncology and Pathology)

SERVICE AWARDS

OUTSTANDING SERVICE IN PREVENTION OF BLINDNESS AWARDS

The Outstanding Service in Prevention of Blindness Awards are given to individuals or organizations who have made outstanding contributions to the prevention of blindness in the Asia-Pacific region.



Mohammad Ismail MAYEL
 (Afghanistan Society of Ophthalmology)



Kasturi BHATTACHARJEE
 (All India Ophthalmological Society)



Yong Zhen BAO
 (Chinese Ophthalmological Society)



Deepanee WEWALWALA
 (College of Ophthalmologists of Sri Lanka)



Yeni Dwi LESTARI
 (Indonesian Ophthalmologists Association)



Akihiro OHIRA
 (Japanese Ophthalmological Society)



Swee Seng LOH* (posthumous)
 (Malaysian Society of Ophthalmology)



Munkhzaya TSENGENBAYAR
 (Mongolian Ophthalmologists' Society)



Hla Mar LAR
 (Myanmar Ophthalmological Society)



Salma KC
 (Nepal Ophthalmic Society)



Mukti MITRA
 (Ophthalmological Society of Bangladesh)



Muhammad Saeed KHAN
 (Ophthalmological Society of Pakistan)



Eye Bank Foundation of the Philippines
 (Philippine Academy of Ophthalmology)



Seng Chee LOON
 (Singapore Society of Ophthalmology)



Emily Fung Yee YEUNG
 (The Hong Kong Ophthalmological Society)



Ming-Cheng TAI
 (The Ophthalmological Society of Chinese Taipei)



Susan CARDEN
 (The Royal Australian and New Zealand College of Ophthalmologists)



Raveewan CHOONTANOM
 (The Royal College of Ophthalmologists of Thailand)



Xiulan ZHANG
 (Asia-Pacific Glaucoma Society)



Yingfeng ZHENG
 (Asia-Pacific Ocular Imaging Society)



Rita S SITORUS
 (Asia-Pacific Society of Ocular Oncology and Pathology)

* Following the Awards Selection Panel's decision to confer the award upon Dr. Swee Seng LOH, we were informed that he had sadly passed away.

APAO ACHIEVEMENT AWARDS

ACHIEVEMENT AWARDS

The APAO Achievement Award Program was established in 2008 to recognize attendees of the annual APAO Congress for their time and contribution to its scientific programs.

SENIOR ACHIEVEMENT AWARDS



Andrew CHANG
Australia



Xinyuan ZHANG
China



Xiulan ZHANG
China



An-Guor WANG
Chinese Taipei



Kasturi BHATTACHARJEE
India



Bhuvan CHANANA
India



Ashok GROVER
India



Mohan RAJAN
India



Mahipal SACHDEV
India



Kyoko OHNO-MATSUI
Japan



Hungwon TCHAH
Korea, Republic of



Seang-Mei SAW
Singapore



Karl GOLNIK
United States

ACHIEVEMENT AWARDS



Dipak Kumar NAG
Bangladesh



Sidratul Muntaha NAZIN
Bangladesh



Shams NOMAN
Bangladesh



Yuntao HU
China



Renbing JIA
China



Lingyi LIANG
China



Hua YAN
China



Tai-chi LIN
Chinese Taipei



Ka Wai KAM
Hong Kong, China



Xiu Juan ZHANG
Hong Kong, China



John AKKARA
India



Selvakumar AMBIKA
India



Dewang ANGMO
India



Haripriya ARAVIND
India



Partha BISWAS
India



Subhabrata CHAKRABARTI
India



Sudeep DAS
India



Tarjani DAVE
India



Ronnie GEORGE
India



Avnindra GUPTA
India



Raghuraj HEGDE
India



Geetha IYER
India



Satyamurthy KODUR
India



Padmamalini MAHENDRADAS
India



Jyoti MATALIA
India



Rohit OM PARKASH
India



Mahesh Shanmugam PALANIVELU
India



Surinder PANDAV
India



Anand PARTHASARATHY
India



Amit PORWAL
India



Amar PUJARI
India



Rajiv RAMAN
India



Gullapalli Nageswara RAO
India



Usha SINGH
India



Bhaskar SRINIVASAN
India



Jaspreet SUKHIJA
India



Mineo OZAKI
Japan



Ho-Seok SA
Korea, Republic of



Hyun Jin SHIN
Korea, Republic of



Purnima RAJKARNIKAR STHAPIT
Nepal



Amer AWAN
Pakistan



Baskaran MANI
Singapore



Sobha SIVAPRASAD
United Kingdom



Rolika BANSAL
United States



Shan LIN
United States



**Suria SUDHAKARAN
MANNIL**
United States



Donny SUH
United States



Fasika WORETA
United States

BEST SCIENTIFIC PAPER AWARDS

The Best Scientific Paper Awards are presented to outstanding free paper abstract(s) in each of the clinical subspecialties in the submitted program.

AI, Digital Innovation and Virtual Health



Sanil JOSEPH
(India)

Cataract



Jai KELKAR
(India)

Cornea, Dry Eyes, External Eye Diseases and Eye Banking



Ceren Ece SEMIZ
(Kosovo)



Lingyi LIANG
(China)

Glaucoma



Jingwen JIANG
(China)

Intraocular Inflammation, Uveitis and Scleritis



Zhenyu ZHONG
(China)

Myopia



Pavitra RAVIKUMAR
(India)

Ocular Oncology and Pathology



Peiwei CHAI
(China)



Vera YAROVAYA
(Russia)

**Ophthalmic
 Epidemiology and
 Prevention of Blindness**



Wan Radziah
 WAN NAWANG
 (Malaysia)

Ophthalmic Trauma



Salman AHMED
 (Yemen)

**Orbital and
 Oculoplastic Surgery**



Kam Lung Kelvin
 CHONG
 (Hong Kong, China)

**Pediatric Ophthalmology
 and Strabismus**



Alicia Hoi Ying LIU
 (Hong Kong, China)

Refractive Surgery



Ceren Ece SEMIZ
 (Kosovo)

Retina (Medical)



Tariq Reza ALI
 (Bangladesh)



Gavin TAN
 (Singapore)

Retina (Surgical)



Nishant Vijay RADKE
 (India)

**Translational Research in
 Ophthalmology**



Yasuo KURIMOTO
 (Japan)

Visual Sciences



Lional Raj
 DANIEL RAJ PONNIAH
 (India)

TRAVEL GRANTS

APAO PROF. YASUO TANO TRAVEL GRANTS

The APAO Prof. Yasuo Tano Travel Grants were established in 2010 in memory of the late APAO President Prof. Yasuo Tano to offer financial support for young ophthalmologists to attend the annual APAO Congress.



Vannaroit TENG
(Cambodia)



Yumeng SHI
(China)



Lilia Julieta Da Conceicao
AMARAL BORGES
(East Timor)



Krati GUPTA
(India)



Ikhwanuliman
PUTERA
(Indonesia)



Ariunzaya
BAYARSAIKHAN
(Mongolia)



Hom Bahadur
GURUNG
(Nepal)



Jose Martin
IV VELASCO
(Philippines)



Surantha Chamika
DE SILVA
(Sri Lanka)



Truong Dang Minh
PHAM
(Viet Nam)

APAO YOUNG OPHTHALMOLOGISTS TRAVEL GRANTS

The APAO Young Ophthalmologists (YO) Travel Grants support up to 5 residents in training or fellows in the Asia-Pacific region. Application is open to young ophthalmologists including residents, trainees, and fellow ophthalmologists from developing countries whose abstracts (Free Paper, Poster, e-Poster, Video, or Instruction Course) have been accepted by the Scientific Program Committee.



Xi CHEN
(China)



Florentina PRISCILIA
(Indonesia)



Shew Fei CHEE
(Malaysia)



Dikshya BISTA
(Nepal)



Lorenz Jacob MANGAHAS
(Philippines)

AIOS AWARDS

LIFETIME ACHIEVEMENT AWARDS



K. VISWANATH
Chairman (Medical)
Pushpagiri Eye Institute
Secunderabad



Biswambhar RAJGURU
Former Principal and Superintendent
Vss Medical College
Burla And Mkcg Medical College
Berhampur, Odisha

AIOS ENDOWMENT LECTURES

AIOS- LP Agarwal Endowment Lecture A K GROVER

Life and Ophthalmology: Across the two millennia



A K GROVER

Awarded Padma Shri by the President of India

Chairman, Vision Eye Centres , Siri Fort Road & Patel Nagar, New Delhi

Sr Consultant, Deptt of Ophthalmology, Sir Ganga Ram Hospital, New Delhi

Gen Secretary, World Society of Ophthalmic Plastic Reconstructive & Aesthetic Surgery (WSOPRAS)

President, Oculoplastic Society of South Asia (OPSSA)

President, Ocular Trauma Society of India (OTSI)

Past President, All India Ophthalmological Society (AIOS)

Past President, Asia Pacific Society of Ophthalmic Plastic and Reconstructive Surgery (APSOPRS)

Past President, Oculoplastics Association of India (OPAI)

Construction of AIOS headquarters as Chairman, Creation of Indian Residency & Subspecialty Curricula; Conceptualised and initiated zonal CME residency training courses, running now for over 14 years; Over 60 publications, 75 chapters, 4 books authored, over 1500 National/International presentations

Recipient :

Arthur Lim award, APAO, Col Rangachari award, AIOS, Excellence and Leadership awards, APSOPRS & APOTS, Over 50 International and National Named Awards and Orations

AIOS- P. Namperumalsamy Endowment Lecture P. Mahesh SHANMUGAM

And then there is Hope



P. Mahesh SHANMUGAM

MBBS, DO, FRCSEd, PhD (Ophthalmology), FAICO(VR)

Current position:

Head, Vitreoretinal & Oncology Services, Sankara Eye Hospitals, India

Co-Founder – RetNetIndia (retnetindia.com)

Scientific Committee Convener - VRSI

Citations : 4405

Journal Publications : 244

In Peer-reviewed journals : 221

Chapters in text books : 28

Special Interests – Ocular Oncology, Pediatric surgical retina, ROP surgery, Medical and Surgical Retina

Fellowship trainer since last 32 years

AIOS- Daljit Singh Endowment Lecture D. RAMAMURTHY

Why premium IOLs should be routine in today's cataract surgery



D. RAMAMURTHY

MBBS, MD, MNAMS
The Eye Foundation
Super Speciality Eye hospitals Coimbatore
Tamilnadu - India

Dr. D. Ramamurthy, completed his M.B.B.S from JIPMER, Pondicherry and M.D. Ophthalmology from R.P. Center, AIIMS, New Delhi and Fellowship at Sankara Netralaya, Chennai. At present, he is the chairman of, THE EYE FOUNDATION, a chain of state of the art eye hospitals, situated in South India. His areas of interest are in cutting edge technology in Cataract and Refractive Surgery.

He has been conferred :

- Asia Pacific Certified Educator (ACE) award by Asia-Pacific Association of Cataract and Refractive Surgeons (APACRS)
- Distinguished Service Award by Asia-Pacific academy of ophthalmology (APAO)
- Senior Achievement Award by Asia-Pacific academy of ophthalmology (APAO)
- He has been elected as a member of the prestigious IIC (International Intra Ocular Implant Club)
- Achievement award by American Academy of Ophthalmology (AAO)

AIOS- Gullapali N Rao Endowment Lecture Prema PADMANABHAN

The Wheels of Vision



Prema PADMANABHAN

Designation: Distinguished Senior Consultant

City: Chennai

Brief Profile:

Dr. Prema Padmanabhan is a Distinguished Senior Consultant in the Department of Cornea & Refractive Surgery

Publications:

130 Publications

Special Interests: Cornea, Refractive Surgery, Cataract

AIOS- S.S. Badrinath Endowment Lecture Kim Ramasamy

Gaps and Challenges in Diabetic Retinopathy Management



Kim RAMASAMY

Chief medical officer & director – information technology
 Aravind Eye Hospital & Postgraduate Institute of Ophthalmology, Madurai.
 He has had his fellowship training in the vitreo retinal specialty both in India and later in USA.

He has keen interest in Surgical retina and also has a special interest in telemedicine. He runs an active Vitreoretinal fellowship Program, where he trains many aspiring Vitreoretinal specialists. He is one of the early pioneers to introduce Tele-ophthalmology in India. His current interest is in using AI for Screening diabetic patients for the presence of Diabetic retinopathy.

Honours & Awards

He has received many awards in the past. To name a few:

- **Achievement Award 2020** – American Academic of ophthalmology(AAO) - 2020
- **Lifetime Achievement Award** at the 33rd Asia-Pacific Academy of Ophthalmology (APAO) Congress
- **Retina Foundation oration Award** – Rajkot ophthalmic society
- **Dr. Sudha Sutaria Vitreo Retinal Oration Award:**
- **Dr. Rustom Ranji Oration Award**
- **Rhett Buckler Award** at ASRS (American Society of Retina Specialists)
- **Mr.Sunder Pitchai of Google** has honoured him by nominating his work as one of the best to happen in the next 25 years in the WIRED magazine.

AIOS- Lalit Verma (LV) Pearl Award 2024

What am I doing new in Refractive surgery this year?



Gaurav LUTHRA

MS, FWCRS, FAICO
 Director - Drishti Eye Institute,
 Head - Cataract & Refractive Surgeon

Dr Gaurav Luthra, an internationally renowned eye surgeon is the Director of Drishti Eye Institute & specializes in advanced Cataract & Laser Refractive Eye Surgery. He has a Master's degree in Ophthalmology from Maulana Azad Medical College and an impressive list of credentials including Honorary FWCRS (Fellow World College of Refractive Surgery) and Honorary FAICO (Fellow All India Collegium of Ophthalmology), he has dedicated his career to providing exceptional eye care and surgical solutions. As the Director of Drishti Eye Institute and Head of Cataract & Refractive Surgery, he had consistently delivered outstanding results and earned a reputation as an internationally renowned eye surgeon.

AIOS GENERAL AWARDS

AIOS General Awards 2024, Kolkata (Based on Submission)

AIOS-P Siva Reddy International Award

Excellence in the Prevention and Management of Endophthalmitis



Lalit VERMA

Dr. Lalit Verma is presently the Secretary General, South Asian Academy of Ophthalmology & President of the forthcoming The 40th Asia-Pacific Academy of Ophthalmology Congress (APAO 2025).

Dr. Lalit is a graduate & post-graduate of All India Institute of Medical Sciences (AIIMS). He has served DOS, AIOS, VRSI in various capacities & is known for taking DOS & AIOS to newer heights.

He was at Dr. R. P. Centre, Ophtalmic Science AIIMS (From 1983 till 2003) in various capacities till he left in 2003 as Additional Professor. Has guided 38 Thesis / Research Projects.

He is presently working as Director Retina Services at Centre for Sight.

A Vitreo-Retinal surgeon of repute, Dr. Lalit has delivered 646 talks in various International & National conferences.

He has 204 publications , 92 of them being in International Journals.

He has over 62 Awards & Orations to his credit .

Has authored `A Manual of Fluorescein Angiography` ; Book on Intravitreal Injections` Also written CME Series for AIOS on Endophthalmitis & Uveitis; 41 Chapters in Different Books; Co-edited book on Retina & Vitreous Surgery & on OCT.

AIOS R.P Dhanda Award (Joint)

Corneal Transplantation & Eye Banking: Advancing Standards, Shaping the Future



Radhika TANDON

Exemplary Leadership in Corneal Transplantation and Eye Banking

Dr. Radhika Tandon, Professor of Ophthalmology and Chairperson of the National Eye Bank at the Dr. Rajendra Prasad Centre for Ophthalmic Sciences, AIIMS, epitomizes a commitment to excellence in every facet of her distinguished career. Joining as faculty in 1993 and rising to Professorship in 2005, she has led the Cornea, Cataract, and Refractive Surgery Unit since 2013, and continually pursued the pinnacle of success in corneal practice, eye banking, teaching and research. Dr. Tandon's leadership in eye banking and corneal transplantation, notably as Officer in Charge of the National Eye Bank from 2002 to 2012, EBAI executive member 2003 onwards and President EBAI (2016-2018), showcases her exceptional contributions across the full range of applications including

bioengineering and keratoprostheses. With numerous publications and academic accolades, Dr. Tandon's influence resonates through her remarkable citation metrics and esteemed recognitions, inspiring excellence globally in ophthalmology.

AIOS R.P Dhanda Award (Joint)

Eye Banking and Cornea Transplant Services in India: Current status and way forward



Prashant GARG

Prashant Garg is Executive Chairman and the Paul Dubord chair of Cornea at L V Prasad Eye Institute.

Dr. Garg obtained his medical degree (1987) and residency in Ophthalmology (1991) from R N T Medical College Udaipur and cornea fellowship from L V Prasad Eye Institute in 1996. He attended the "Leadership Development Program" at the Center for Creative Leadership, North Carolina, USA in 2015 and "Program for Educators in Health Professions" at the Harvard Macy Institute, Boston in 2016.

His primary area of interest and ongoing research is Corneal infection, antibiotic resistance and drug delivery systems. He has received several major grants including from Wellcome trust UK, and Newton Bhabha Fund. With more than 389 research articles and *h-index* of 56 his name appeared in the list of *top 2% researchers of the world – a list published from Stanford University*.

He is recipient of several awards including the "senior achievement award" from the American Academy of Ophthalmology (2013) and achievement award of Asia Pacific Academy of Ophthalmology 2013. Most recently, he is included as a member of the *Academia Ophthalmologica Internationalis*.

AIOS E V Srinivasan Award

Distinguished Achievement in Community Ophthalmology and Public Health



Rohit KHANNA

Dr Rohit C Khanna is the Network Director at L V Prasad Eye Institute (LVPEI) as well as leads the Public Health program at LVPEI. He is an active participant in various working groups of the International Agency for Prevention of Blindness (IAPB) and World Health Organization (WHO), Dr Khanna is also the IAPB Regional Chair for the South-East Asia region.

Dr Khanna has led multiple studies, including the cohort of Andhra Pradesh Eye Disease Study (APEDS). He has to his credit over 282 peer-reviewed publications, is on the editorial boards of several journals, and has been awarded several prestigious research grants (including Wellcome) for his work.

A recipient of the IAPB Eye Health Leader Award and Asia Pacific Academy of Ophthalmology's Blindness Prevention Award, Dr Khanna has vast experience in leading capacity building initiatives, and working as consultant for both national and global organizations, including IAPB and WHO.

FREE PAPER AWARDS

Free Paper Awards (FP) (AIOC 2024)

AIOS – Col. Rangachari Award (Best of the Best Free Paper)
(Diabetic Retinopathy & Medical retina)



Chaitra JAYDEV
Bangalore

Sante Vision Award
(Cataract)



Shail Vasavada
Jaipur

J.S. Mahashabde Award
(Community / Social Ophthalmology)



Ankeeta THALI
Coimbatore

APOS K. Vengala Rao Award
(Comprehensive Ophthalmology)



Himadri CHOUDHURY
Assam

Cornea Award
(Cornea)



Sharon DSOUZA
Bangalore

Rema Mohan Award
(Diabetic Retinopathy & Medical retina)



Chaitra JAYDEV
Bangalore

APOS–Pradeep Swarup Award
(External Eye & Ocular Surface Disease)



Pooja KHAMAR
Narayana Nethralaya

D B Chandra Disha Award
(Glaucoma)



Hitisha MITTAL
New Delhi

APOS–Santosh Honavar Award
(Lacrimal)



Hare Ram OJHA
Gorakhpur

S D Athawale Award
(Neuro Ophthalmology)



Jyoti MATALIA
Narayana Nethralaya

**Ocular Pathology / Ocular Oncology
and Tumors Award**



Usha R.
Madurai

**Optics/ Refraction /
Contact Lens Award**



Jai Gopal AGRAWAL
Patna

Sujatha Savitri Rao Award (Joint)
(Orbit & Oculoplasty)



Pratheeba Devi NIVEAN
Chennai

Sujatha Savitri Rao Award (Joint)
(Orbit & Oculoplasty)



Chhavi GUPTA
New Delhi

Hanumantha Reddy Award
(Pediatric Ophthalmology)



Mihir Trilok KOTHARI
Ghatkopar

Shiv Prasad Hardia Award
(Refractive Surgery)



Naren SHETTY
Bangalore

Prem Prakash – Disha Award (Joint)
(Squint)



Naintara CHOUHAN
New Delhi

Prem Prakash – Disha Award (Joint)
(Squint)



Marushka AGUIAR
Mumbai

**Rakesh Sharma Memorial Award (Joint)
(Trauma)**



Chinmayee J THRISHULAMURTHY

**Rakesh Sharma Memorial Award (Joint)
(Trauma)**



Mariya Banu Ranjini SRIDHARAN
Chennai

**Narsing A Rao Award
(Uvea)**



Harsha P
Pondicherry

**S Natarajan Award
(Vitreoretinal Diseases)**



Nibha Mishra
Lucknow

PHYSICAL POSTER AWARDS

AIOC 2024 - Physical Poster Sessionwise Winners

E.T Selvam Award (Best Scientific Poster)



Jyoti MATALIA
Bangalore

Cataract



Amulya PUNATI

Community / Social Ophthalmology



Muazzam Ali AKBAR
Patna

Comprehensive Ophthalmology



Amit PORWAL
Netralaya, Indore

Cornea



Rashmi DESHMUKH
Hyderabad

Diabetic Retinopathy & Medical retina



Bibhuti Prassan SINHA
Patna

External Eye & Ocular Surface Disease



Sonali PRASAD
Delhi

Glaucoma



Arvind Kumar MORYA
Hyderabad

Lacrimal



Vivek SINGH
Kolkata/Chennai.

Neuro Ophthalmology



Nila CHENTHIL

**Ocular Pathology /
Ocular Oncology and Tumors**



Subhav PERSHAD
Hyderabad

Optics / Refraction / Contact Lens



Jyoti MATALIA
Bangalore

Orbit & Oculoplasty



Deepthi Elizabeth KURIAN
Vellore

Pediatric Ophthalmology



Puja MAITRA
Chennai

Refractive Surgery



Manpreet KAUR
New Delhi, India

Squint



Shweta CHAURASIA
Chandigarh

Trauma



Anant BHOSALE
Australia

Uvea



Vishal RAVAL
Hyderabad

Vitreous Retinal Diseases



Brijesh TAKKAR
Hyderabad

POSTER PODIUM PRESENTATION AWARDS

Poster Podium Presentation Session wise Winners

Cataract



Kaavya KHATRI (K26440)
Pondicherry

Community / Social Ophthalmology



Hari Bhadari ANAND (A26696)
Pondicherry

Ocular Pathology / Ocular Oncology and Tumors



Subhav PERSHAD
Hyderabad

Comprehensive Ophthalmology



Atul BHIRUD (B17395)
Jalandhar

Cornea



Muralidhar RAMAPPA (M13058)

Diabetic Retinopathy & Medical Retina



Aditya MAITRAY (M20159)
Chennai

External Eye & Ocular Surface Disease



Ishan TILAK (T26934)
Puducherry

Glaucoma



Faisal T. T. (F15975)
Chandigarh

Lacrimal



Obaidur REHMAN (R25681)
New Delhi

Neuro Ophthalmology



Ruby MOHARANA (M15298)
Cuttack

**Ocular Pathology /
Ocular Oncology and Tumors**



Usha R. (U08116)
Madurai

Optics / Refraction / Contact Lens



Nandita TRIVEDI
(N26857)

Orbit & Oculoplasty



Deepthi Elizabeth KURIAN (D20268)
Vellore

Pediatric Ophthalmology



Manasi TRIPATHI (M22350)
New Delhi

Pediatric Ophthalmology



Vivekanand WARKAD (W11524)
Odisha

Refractive Surgery



Bhupesh SINGH (S15228)
New Delhi

Squint



Pragya BHATTACHARJEE (P27070)
Noida

Trauma



Anant BHOSALE (B18943)
Maharashtra

Uvea



Manisha AGARWAL (A07736)

Vitreous Retinal Diseases



Ajay AURORA (A03243)
Noida

TOP 16 VIDEOS

TOP 16 VIDEOS (AIOC-2024)

C.S Reshmi Award (Best Video of the Conference)



Indira PEGU (I21347)
 Pondicherry.

Ant. Seg - I



Kumar DOCTOR (D03945)
 Mumbai



J. S. TITIYAL (T06991)
 New Delhi



Rashmi DESHMUKH
 (D17345)
 Hyderabad



Prasanna Venkatesh RAMESH (R19173)
 Tamil Nadu

Ant. Seg - II



Naveen RADHAKRISHNAN
 (R13846)
 Pondicherry



Pavithra PANNERSELVAM
 (P26431)
 Tamil Nadu



Bharat GURNANI (G19198)
 Madhya Pradesh



Mohideen Abdul Kadar PMT (M08496)
 Tirunelveli



Indira PEGU (I21347)
 Pondicherry

General



John Davis AKKARA (A19733)
Kochi



Madhavi Ramanatha PILLAI (M16856)
Tamilnadu



Deepthi Elizabeth KURIAN (D20268)
Vellore

Posterior



Aayasha KHANUM (A23753)
Tirupati



Alok SEN (S09871)
Chittrakoot



Mudit TYAGI (T12649)
Hyderabad



Meenakshi MAHESH (M24100)
Bangalore

ACHIEVEMENT AWARDS



Quresh B. MASKATI



Sudhank BHARTI



S. NATARAJAN



Ajay AURORA



A. S. GURUPRASAD



Suhas HALDIPURKAR



Kumar DOCTOR



Arup CHAKRABARTI



Samar Kumar BASAK



Kirti SINGH



Partha BISWAS



Sri GANESH



Mallika GOYAL



Sushmita KAUSHIK



Krishna Prasad R.



P Surendra BHASIN



P. Mahesh SHANMUGAM



Chitra RAMAMURTHY



Urmil CHAWLA




Jayanta Kumar DAS



Manisha AGARWAL



Rajesh SINHA



Surinder S PANDAV



Dipankar DAS



Vishali GUPTA



Jitendra Nenumal
JETHANI



Sangeet MITTAL



Gaurav LUTHRA



Amit PORWAL



Chaitra JAYDEV



Krishna Prasad KUDLU



Jyoti MATALIA



K. Naresh BABU



Akshay NAIR



Rajendra PRASAD



John Davis AKKARA

BEST PAPERS FROM DIFFERENT STATES OF INDIA

Following are the winners of Best State Paper at the Annual Conference of Respective State Societies-As Communicated by the State Society. These Free Papers are Eligible for Free Registration for the APAO AIOS 2025 + Upto Rs 10,000/- as a Travel Grant from AIOS on Submission of Valid Documents (Travel / Accommodation)

Vankireddi MAHATHI (M16224)



Andhra Pradesh Ophthalmic Society

Tarranum FATIMA (F 26679)



Bihar Ophthalmological Society

Hitisha MITTAL (Joint)



Chandigarh Ophthalmological Society

Rhea BHARTI (Joint)



Chandigarh Ophthalmological Society

Shubhangi SHARMA



Chhattisgarh State Ophthalmological Society

Vineeta Maryann de SOUZA (V27062)




Goa Ophthalmological Association

Abhimanyu SHARMA (S27296)



Haryana Ophthalmological Society

Vaishali YADAV (Joint)



Haryana Ophthalmological Society

Younis Ahmad DAR (D30070)



Jammu & Kashmir Ophthalmological Society

Antabha BANDYOPADHYAY (B23600)



Jharkhand Ophthalmological Society

Sunil GANEKAL



Karnataka Ophthalmological Society

Sugaranjini GALIYUGAVARADHAN (S21607)



Kerala Ophthalmic Society

Samendra KARKHUR



Madhya Pradesh State Ophthalmic Society

Sourabh PATWARDHAN



Maharashtra Ophthalmological Society

Avik Kumar ROY (R12209)



Odisha State Ophthalmological Society

Saurabh Kumar SARMA (S15435)



Ophthalmological Society of Assam

Pragati PAUL



Ophthalmological Society of West Bengal

Supreet Rai



Punjab Ophthalmological Society

Raj Shri HIRAWAT



Rajasthan Ophthalmological Society

Prasanna Venkatesh RAMESH (P2191)



Tamil Nadu Ophthalmic Association

Vanita Pathak RAY (V15422)



Telangana Ophthalmological Society

Raveesh BINDAL



Uttar Pradesh State Ophthalmological Society

Anasua Ganguly Kapoor (G14567)



Uttarakhand State Ophthalmological Society

EYEINVENT HACKATHON WINNERS

AIOS-LVPEI Hackathon EyeInevent Hackathon 2024



Namrata KABRA



Shivam GUPTA



Shivraj TAGARE

AIOS PROCEEDINGS APPRECIATION CERTIFICATE



Nilesch KUMAR



Prasanna Venkatesh RAMESH



Awaneesh UPADYAY



Shalini MOHAN



Amarendra DEKA



Ananth D



Chitaranjan MISHRA



Jitendra JETHANI



Maneck NICHOLSON



Meena NAIR



Mohit KHATTRI



Nivean M



Poornachandra B



Radhika TORGAL



Shamant S SHETTY



Shradha SUREKHA



Shruthi BHAT



Snehal GANATRA



Varada GOKHALE



Vikas KANAUJIA



Vikram JAIN



Sonu GOEL

IJO AWARDS

Sudhakar POTTI



IJO PLATINUM AWARD
Chief Medical Officer
Sankara eye hospital, Guntur

Mahesh P SHANMUGAM



IJO GOLD AWARD
Head, Vitreoretinal & Oncology
Services, Sankara Eye Hospitals,
Bangalore, Karnataka

Viney GUPTA



IJO GOLD AWARD
Prof of Ophthalmology
Glaucoma Services,
Dr R P Centre – AIIMS, New Delhi

Prabu BASKARAN



IJO SILVER AWARD
Consultant Vitreo-Retina Services
Aravind Eye Hospital, Chennai, TN

Anand Singh BRAR



IJO SILVER AWARD
Vitre Retina Fellow,
L V Prasad Eye Institute,
Bhubaneswar, Orissa

Suraj Singh SENJAM



IJO SILVER AWARD
Professor - Community Ophthalmology Services
Dr R P Centre for Ophthalmic Sciences
All India Institute of Medical Sciences, New Delhi

ARC AWARDS

ARC – PG THESIS YOUNG RESEARCHERS AWARDS @AIOC 2024, KOLKATA

Hitisha MITTAL H25683



First Prize

Neelima MATHEW N23756



Second Prize

Pragya AHUJA P24290



Third prize

Shalin SHAH S23274



Consolation Prize

Nishi PRASAD N25455




Consolation Prize

Anupam SINGH S24626



Consolation Prize

Parvathy Narayanan S P25885



Consolation Prize

Saurabh HARAL H24390



Consolation Prize

Jayadev NANDA N26010



Consolation Prize

Hirika GOSALIA H24659



Consolation Prize

ARC – THINK UNDER THE APPLE TREE WINNERS @ AIOC 2024, KOLKATA

Narendra Singh VERMA V11324



First Prize

Abhishek ANAND A19473



Second Prize

Neeraj A ISRANI I21071



Third prize

Shishir VERGHESE V15308




Consolation Prize

Santosh AGRAWAL A05211



Consolation Prize

Shalin Sunil SHAH S23274



Consolation Prize

Mukesh DHOLAKIA D06100



Consolation Prize

John Davis AKKARA A19733



Consolation Prize

Athul S PUTHALATH P21667



Consolation Prize

Santosh MAHAPATRA M10205



Consolation Prize

United We Stand: One Vision for Malaysia

MALAYSIAN OPHTHALMOLOGY SCIENTIFIC CONGRESS 2025

25-27 APRIL 2025

BERJAYA TIMES SQUARE HOTEL, KUALA LUMPUR, MALAYSIA

KEYNOTE SPEAKER
PROF DR YASSER KHAN
McMaster University, Canada



KEYNOTE SPEAKER
PROF DR CHAN YUN KIM
*President of the Korean
Ophthalmological Society*



**Register
Now**

www.mosc2025.com

Hosted by



Abstract Submission Closes: 14 FEBRUARY 2025 | Early Bird Registration Ends: 14 MARCH 2025



COLLEGE OF OPHTHALMOLOGISTS OF SRI LANKA

2025 ACADEMIC CALENDAR

Visit

S

R

I

L

A

N

K

A



**SUBSPECIALTY DAY
NAWALOKA HOSPITAL AUDITORIUM
MAY 25**

**ASIAN ANGLE CLOSURE GLAUCOMA
CLUB MEETING (AACGC)
CINNAMON LIFE COLOMBO
SEPTEMBER 19**

**ANNUAL ACADEMIC SESSIONS
CINNAMON LIFE COLOMBO
SEPTEMBER 20-21**

**info@cosl.lk
www.cosl.lk**

Indian Journal of Ophthalmology



Journal of
All India
Ophthalmological Society

Editor
Dr. M Vanathi MD

Print ISSN : 0301-4738
Volume 73 • Issue 1 • January 2025

ijo

Indian Journal of
Ophthalmology



Impact
Factor[®]
2.1*

 Wolters Kluwer



Open access at
<https://journals.lww.com/ijo>
Learn • Educate • Evolve

Medknow

Open Access | No Article Processing Charges | Rapid processing to Ahead of Print

About us: *Indian Journal of Ophthalmology*, a publication of the All-India Ophthalmological Society, is a peer-reviewed online journal with a Monthly print-on-demand compilation of issues published. The journal allows free access (Open Access) to its contents and permits authors to self-archive the final accepted version of the articles on any OAI-compliant institutional / subject-based repository.



*Impact Factor as reported in the 2023 Journal Citation Reports[®] (Clarivate Analytics, 2024)

journals.lww.com/ijo/pages/default.aspx

 Wolters Kluwer

The journal is indexed with the following:

DOAJ Embase[®] Scopus[®] PMC WEB OF SCIENCE[™]

6 SCIENTIFIC PROGRAM SCHEDULE

*The program schedule may be subject to change as required. Please visit <https://2025.apaophth.org/> for any update.

PLENARY SESSIONS

[Plenary Session] Celebrating Excellence in Ophthalmology - APAO 2025 Award Lectures

11:30 – 13:00 Venue: Brahmkamal Hall - Auditorium A

Chair(s): **Namrata SHARMA**

11:30 **Jose Rizal Medal**

The Aetiology, Diagnosis and Management of Keratoconus: Understanding the Contemporary Evidence Base and Dispelling 170 Years of Misconceptions

Charles MCGHEE

11:50 **Holmes Lecture**

Improving Cataract Surgical Quality Through Monitoring and Benchmarking – an Improvement Journey

R.D. RAVINDRAN

12:10 **ICO Mark Tso Golden Apple Award**

An Eye to Teaching

Rajvardhan AZAD

[Plenary Session] APAO 2025 Dennis Lam Award

16:45 - 17:30 Venue: Brahmkamal Hall - Auditorium A

Chair(s): **Dennis LAM**

16:45 **Dennis Lam Award**

AI Innovation in Ophthalmology: Where Are We Now?

Daniel TING

17:05 AAPPO Innovator Award (2025) Lecture Drug Discovery Versus Drug Development

Dennis LAM

INTERNATIONAL INVITED PROGRAM

April 3, 2025 (Thursday)

Time	Venue	Subspecialty	Type	Session Theme
09:45 - 11:15	Amaltas Hall - B101 A	Retina (Medical)	Symposium	Controversies in Medical Retina
	Amaltas Hall - B101 B	Glaucoma	Symposium	Glaucoma Surgery: Advancement and Innovation
	Champa Hall 304	Ocular Imaging	Symposium	[APOIS Symposium] Future of Ocular Imaging: From Diagnosis to AI
	Gulmohar Hall 302	Orbital and Oculoplastic Surgery	Symposium	My First Choice in Lacrimal and Socket Surgeries
	Mogra Hall 404 B	Ophthalmic Epidemiology and Prevention of Blindness	Symposium	Eye Health in the Elderly
	Moulshree Hall 402	Miscellaneous	Workshop	APAO Leadership Development Program (LDP) 2025-26 Orientation Class
	Neelkamal Hall 305	AI, Digital Innovation and Virtual Health	Symposium	AI Innovation: Opportunities and Challenges for Start-Ups and Investors
	Palash Hall - Grand Ball Room B	Refractive Surgery	Symposium	Looking for a Solution to Presbyopia: What Options Do We Have Today?
11:30 - 13:00	Brahmkamal Hall - Auditorium A	Miscellaneous	Symposium	[Plenary Session] Celebrating Excellence in Ophthalmology - APAO 2025 Award Lectures
13:15 - 14:45	Amaltas Hall - B101 A	Retina (Medical)	Symposium	New Approaches to Retinal Diseases
	Brahmkamal Hall - Auditorium A	Cataract	Symposium	Cataract Video Complications - You Make the Call
	Gulmohar Hall 302	Ophthalmic Trauma	Challenging Cases	In the Eye of the Storm: Challenging Cases in Ophthalmic Trauma
	Kaner Hall 403	Visual Sciences	Symposium	Molecular Mechanisms of Pathogenesis in Eye Diseases

Time	Venue	Subspecialty	Type	Session Theme
13:15 - 14:45	Mogra Hall 404 A	Neuro- Ophthalmology	Challenging Cases	Lessons Learned From Unforgettable Neuro- Ophthalmologic Cases
	Moulshree Hall 402	Miscellaneous	Workshop	APAO Leadership Development Program (LDP) World Café: Speed Mentoring
	Neelkamal Hall 305	Intraocular Inflammation, Uveitis and Scleritis	Symposium	Mastering Uveitis Care: Essential Do's and Don'ts
	Palash Hall - Grand Ball Room A	Cornea, Dry Eyes, External Eye Diseases and Eye Banking	Symposium	Challenging Clinical and Surgical Cases in Corneal and External Diseases
	Parijat Hall 201	Myopia	Symposium	Myopia and Complications
15:00 - 16:30	Gulmohar Hall 302	Orbital and Oculoplastic Surgery	Instruction Course	[APSOPRS Symposium] Challenging Orbital Tumors: Expert Approaches and Multidisciplinary Management
	Kaner Hall 403	Ophthalmic Epidemiology and Prevention of Blindness	Symposium	[ICO Symposium] Cutting-Edge Trends in Eye Disease Management
	Mogra Hall 404 A	Academia, Research, Teaching and Education in Ophthalmology	Symposium	Innovations in Resident Education
15:00 - 16:30	Mogra Hall 404 B	Translational Research in Ophthalmology	Symposium	[APAO-AAO-SAO Joint Symposium] What's New in 2024 in Ophthalmic Research
	Palash Hall - Grand Ball Room A	Retina (Surgical)	Symposium	[APVRS Symposium] Vitreo- Retinal Surgeries for Ocular Surgery Complications
	Palash Hall - Grand Ball Room B	Refractive Surgery	Symposium	Refractive Lenticule Extraction: Recent Progress and New Surgical Techniques
	Parijat Hall 201	Cornea, Dry Eyes, External Eye Diseases and Eye Banking	Symposium	[ADES Symposium] Recent Advances in the Diagnosis, Pathophysiology, and Management of Dry Eye in Asia
16:45 - 17:30	Brahmkamal Hall - Auditorium A	Miscellaneous	Symposium	[Plenary Session] APAO 2025 Dennis Lam Award

April 4, 2025 (Friday)

Time	Venue	Subspecialty	Type	Session Theme
08:00 - 09:30	Kumudini Hall 301	Academia, Research, Teaching and Education in Ophthalmology	Symposium	[SAO Symposium] Ophthalmic Education
09:45 - 11:15	Amaltas Hall - B101 B	Retina (Medical)	Symposium	[APAO WIO Symposium] Real- World Experiences in Combating Retinal Diseases
	Brahmkamal Hall - Auditorium A	Cataract	Instruction Course	Five Pearls in Cataract and Ocular Comorbidity
	Champa Hall 304	AI, Digital Innovation and Virtual Health	Symposium	Recent Advances and Updates in AI Across Ophthalmic Subspecialties
	Gulmohar Hall 302	Orbital and Oculoplastic Surgery	Symposium	APAO Grand Round in Orbital Disorders
	Kumudini Hall 301	Translational Research in Ophthalmology	Symposium	Translational Research in Age-Related Macular Degeneration (AMD) and Diabetic Retinopathy
	Mogra Hall 404 A	Intraocular Inflammation, Uveitis and Scleritis	Symposium	[APSOII Symposium] Frontiers in Uveitis: Innovations and Insights
	Palash Hall - Grand Ball Room A	Retina (Surgical)	Symposium	Macular Surgery
	Palash Hall - Grand Ball Room B	Glaucoma	Symposium	[APGS Symposium] Surgical Management of Primary Angle Closure Glaucoma
	Parijat Hall 201	Pediatric Ophthalmology and Strabismus	Symposium	What Not to Miss in Pediatric Refractive Errors and Seemingly Common Strabismus
09:45 - 14:45	Moulshree Hall 402	Miscellaneous	Workshop	APAO Leadership Development Program (LDP) 2025-26 Insights Workshop
10:30 - 11:15	Showcase Theatre	Miscellaneous	Workshop	APAO Quiz
11:30 - 13:00	Brahmkamal Hall - Auditorium A	Retina (Medical)	Symposium	[AAO Symposium] Debates in Retina: Where Are We Now?
	Gulmohar Hall 302	Ophthalmic Trauma	Instruction Course	Mastering the Art of Ophthalmic Trauma: A 90-Minute Masterclass
	Kadamb Hall 405	Visual Sciences	Symposium	Advances in Multi-Omics Approaches to Understanding Eye Diseases
	Kumudini Hall 301	Cornea, Dry Eyes, External Eye Diseases and Eye Banking	Symposium	Trends in Corneal Transplantation

Time	Venue	Subspecialty	Type	Session Theme
11:30 -13: 00	Mogra Hall 404 B	Ocular Oncology and Pathology	Symposium	Ocular Tumors: Emerging Drugs and New Trials
	Neelkamal Hall 305	Intraocular Inflammation, Uveitis and Scleritis	Symposium	Controversies in Uveitis: Debates and Cutting-Edge Treatments
	Palash Hall - Grand Ball Room B	Cataract	Video Symposium	Ophthalmic Premier League (OPL)
	Palash Hall - Grand Ball Room C	Retina (Surgical)	Symposium	Diabetic Vitrectomies
	Parijat Hall 201	Myopia	Symposium	[APMS Symposium] Myopia Prevention and Control
13:15 -14:45	Javakusum Hall 303	Miscellaneous	Symposium	APAO Young Ophthalmologists (YO) Symposium
	Mogra Hall 404 A	Translational Research in Ophthalmology	Symposium	Translational Research in High Myopia
	Mogra Hall 404 B	Academia, Research, Teaching and Education in Ophthalmology	Workshop	[APAO Research Workshop] From Grant Writing to Global Collaboration – Strategic Approaches to Securing Funding and Building Research Network
	Palash Hall - Grand Ball Room A	Refractive Surgery	Symposium	What Is New in Customized LASIK and Phakic IOLs for Myopia With Astigmatism
	Parijat Hall 201	Pediatric Ophthalmology and Strabismus	Symposium	Complex Pediatric Ophthalmology
15:45 -16:30	Brahmkamal Hall - Auditorium A	Academia, Research, Teaching and Education in Ophthalmology	Symposium	APJO Consensus Symposium
16:45 -18:15	Amaltas Hall - B101 A	Retina (Surgical)	Video Symposium	Tips and Tricks in Difficult Vitreo-Retinal Surgery Cases
	Amaltas Hall - B101 B	Glaucoma	Symposium	Glaucoma Looks to the Future: Challenges and Prospects
	Champa Hall 304	Neuro-Ophthalmology	Symposium	[ASNOS Symposium] Neuro-Ophthalmology in Asia
	Kesar Hall 202	Intraocular Inflammation, Uveitis and Scleritis	Symposium	Lessons From Uveitis: Avoiding Common Diagnostic and Treatment Errors
	Mogra Hall 404 A	Ophthalmic Epidemiology and Prevention of Blindness	Symposium	SPECS Asia: Addressing the Refractive Error Challenges
	Palash Hall - Grand Ball Room A	Cornea, Dry Eyes, External Eye Diseases and Eye Banking	Symposium	[ACS Symposium] Cutting-Edge Topics in Cornea and Ocular Surface Disease

April 5, 2025 (Saturday)

Time	Venue	Subspecialty	Type	Session Theme
08:00 - 09:30	Kumudini Hall 301	Pediatric Ophthalmology and Strabismus	Symposium	[SAO Symposium] Retinopathy of Prematurity (ROP): Newer Developments
09:45 - 11:15	Brahmkamal Hall - Auditorium A	Retina (Medical)	Symposium	Age-Related Macular Degeneration (AMD) and Related Diseases
	Brahmkamal Hall - Auditorium B	Cataract	Symposium	[ESCRS-APAO Joint Symposium] Tackling Posterior Capsule Tears: How to Avoid, How to Rescue
	Gulmohar Hall 302	Orbital and Oculoplastic Surgery	Video Symposium	Eyelid Surgery: Functional and Aesthetic – a Video Odyssey
	Kesar Hall 202	Translational Research in Ophthalmology	Symposium	Translational Research in Anterior Segment
	Mogra Hall 404 A	Neuro-Ophthalmology	Symposium	Latest Developments in Neuro-Ophthalmology
	Moulshree Hall 402	Miscellaneous	Symposium	APAO Leadership Development Program (LDP) Project Presentation (1)
09:45 - 11:15	Neelkamal Hall 305	AI, Digital Innovation and Virtual Health	Symposium	Recent Advances and Updates of AI in Ophthalmology
	Palash Hall - Grand Ball Room A	Glaucoma	Symposium	Recent Glaucoma Trials: Impact on Management
	Parijat Hall 201	Pediatric Ophthalmology and Strabismus	Symposium	[APSPOS Symposium] Childhood Myopia
11:30 - 13:00	Brahmkamal Hall - Auditorium A	Retina (Medical)	Symposium	Diabetic Retinopathy
	Champa Hall 304	Ocular Oncology and Pathology	Challenging Cases	Ocular Tumors: Management Challenges
	Gulmohar Hall 302	Ophthalmic Trauma	Symposium	[APOTS Symposium] In the Blink of an Eye: Understanding Ophthalmic Trauma
	Kadamb Hall 405	Visual Sciences	Symposium	Gene and Cell-Based Therapies in Eye Diseases
	Kumudini Hall 301	Ophthalmic Epidemiology and Prevention of Blindness	Symposium	Eye Health in Children

Time	Venue	Subspecialty	Type	Session Theme
	Mogra Hall 404 A	Pediatric Ophthalmology and Strabismus	Symposium	Making Complex Strabismus Easier
	Mogra Hall 404 B	Academia, Research, Teaching and Education in Ophthalmology	Symposium	Trending Topics in Medical Education Research
	Moulshree Hall 402	Miscellaneous	Symposium	APAO Leadership Development Program (LDP) Project Presentation (2)
11:30 - 13:00	Neelkamal Hall 305	AI, Digital Innovation and Virtual Health	Symposium	[AAO-APAO Joint Symposium] Perspectives on Translating AI and Digital Technology Into the Real World
	Palash Hall - Grand Ball Room A	Cornea, Dry Eyes, External Eye Diseases and Eye Banking	Symposium	Managing Corneal, Conjunctival and Anterior Segment Trauma
13:15 - 14:45	Gulmohar Hall 302	Ocular Imaging	Symposium	Exploring Visual Frontiers: Advances in Ocular Imaging Across Subspecialties
	Javakusum Hall 303	Visual Sciences	Symposium	Emerging Areas of Eye Research
	Mogra Hall 404 A	Cornea, Dry Eyes, External Eye Diseases and Eye Banking	Symposium	Contemporary and Future Corneal Rehabilitation: Replacement and Enhancement
	Neelkamal Hall 305	Intraocular Inflammation, Uveitis and Scleritis	Symposium	[APSOII Symposium] Living With Uveitis: Patients' Perspectives on Managing Ocular Inflammation
	Palash Hall - Grand Ball Room A	Refractive Surgery	Symposium	Refractive Lens Exchange: Innovations, Outcomes and Limitations
	Parijat Hall 201	Pediatric Ophthalmology and Strabismus	Symposium	Essential Pediatric Ophthalmology

April 6, 2025 (Sunday)

Time	Venue	Subspecialty	Type	Session Theme
09:45 - 11:15	Amaltas Hall - B101 B	Glaucoma	Symposium	Glaucoma AI and Imaging
	Palash Hall - Grand Ball Room A	Retina (Surgical)	Symposium	Retinal Detachment

INTERNATIONAL SUBMITTED PROGRAM

INSTRUCTION COURSES

April 3, 2025 (Thursday)

Time	Venue	Subspecialty	Session Theme
09:45 - 11:15	Mogra Hall 404 A	Ocular Oncology and Pathology	Challenging Cases in Ocular Oncology
	Parijat Hall 201	Pediatric Ophthalmology and Strabismus	Managing Complex Strabismus
13:15 - 14:45	Mogra Hall 404 B	Retina (Surgical)	Understanding Scleral Buckling (SB) and Pneumatic Retinopexy (PnR) in Post Vitrectomy Era
15:00 - 16:30	Amaltas Hall - B101 A	Cataract	Tackling Posterior Capsule Rupture and Associated Complications: A Video Course
	Neelkamal Hall 305	Glaucoma	Angle-Closure Glaucoma in the Young: Exploring the Unexplored

April 4, 2025 (Friday)

Time	Venue	Subspecialty	Session Theme
09:45 - 11:15	Mogra Hall 404 B	Ocular Oncology and Pathology	Imaging in Ocular Oncology
11:30 - 13:00	Mogra Hall 404 A	Neuro-Ophthalmology	Approach to a Patient With Double Vision
13:15 - 14:45	Champa Hall 304	Cornea, Dry Eyes, External Eye Diseases and Eye Banking	Keratitis Kaleidoscope – Asian Perspective and Practice Pearls
	Gulmohar Hall 302	Retina (Medical)	Mystery Retina Cases
	Palash Hall - Grand Ball Room B	Cataract	Different Management Strategies for a Wide Spectrum of White Cataracts
16:45 - 18:15	Gulmohar Hall 302	Retina (Medical)	Central Serous Chorioretinopathy: Case-Based Discussion on Imaging Findings and Management Challenges
	Kumudini Hall 301	Cornea, Dry Eyes, External Eye Diseases and Eye Banking	Comprehensive Guide to Managing Ocular Complications of Stevens- Johnson Syndrome and Toxic Epidermal Necrolysis in Asians

Time	Venue	Subspecialty	Session Theme
16:45 - 18:15	Mogra Hall 404 B	Ocular Oncology and Pathology	Retinoblastoma 2025 - They Live and See
	Palash Hall - Grand Ball Room B	Cataract	Conquering Capsule Complications: My Best Teaching Videos

April 5, 2025 (Saturday)

Time	Venue	Subspecialty	Session Theme
09:45 - 11:15	Javakusum Hall 303	Ocular Imaging	Instructional Course Ultrasound and UBM: Basic Exam and Clinical Cases
13:15 - 14:45	Kesar Hall 202	Orbital and Oculoplastic Surgery	Lower Eyelid Blepharoplasty and Rejuvenation – Achieving Finesse and Optimising Outcomes
	Mogra Hall 404 B	Cataract	Simplifying Subluxation and Scleral Fixation

April 6, 2025 (Sunday)

Time	Venue	Subspecialty	Session Theme
09:45 - 11:15	Brahmkamal Hall - Auditorium A	Cataract	When the Going Gets Tough in Cataract Surgery: A Video Symposium
	Champa Hall 304	Orbital and Oculoplastic Surgery	Asian Blepharoplasty and Its Intricacies
	Gulmohar Hall 302	Cornea, Dry Eyes, External Eye Diseases and Eye Banking	Approach to Dry Eye Disease – Addressing an Emerging Ocular Epidemic
11:30 - 13:00	Brahmkamal Hall - Auditorium A	Cataract	Perfecting Surgical and Refractive Outcomes in a Wide Spectrum of New- Generation Premium Intraocular Lenses
	Gulmohar Hall 302	Orbital and Oculoplastic Surgery	When You Don't Get It Right the First Time – Revision of Oculoplastic Surgeries
	Neelkamal Hall 305	Cornea, Dry Eyes, External Eye Diseases and Eye Banking	Tips and Tricks to Make Descemet's Membrane Endothelial Keratoplasty Simple and Efficient
	Palash Hall - Grand Ball Room A	Retina (Surgical)	Vitreo-Retinal Surgeon's Nightmares
	Palash Hall - Grand Ball Room B	Refractive Surgery	Troubles in Topography: A Tutorial in Corneal Mapping
	Parijat Hall 201	Pediatric Ophthalmology and Strabismus	Pediatric Corneal Disorders – the Spectrum and Its Challenges

Free Papers

April 3, 2025 (Thursday)

Time	Venue	Subspecialty	Session Theme
09:45 -	Suryamukhee Hall 401	Cornea, Dry Eyes, External Eye Diseases and Eye Banking	Rapid Fire Cornea, Dry Eyes, External Eye Diseases and Eye Banking Update Session (1)
11:15			
13:15 -	Suryamukhee Hall 401	Glaucoma	Rapid Fire Glaucoma Update Session (1)
14:45			
15:00 -	Javakusum Hall 303	Neuro-Ophthalmology	Rapid Fire Neuro- Ophthalmology Update Session
16:30			
	Suryamukhee Hall 401	Pediatric Ophthalmology and Strabismus	Rapid Fire Pediatric Ophthalmology and Strabismus Update Session (1)

April 4, 2025 (Friday)

Time	Venue	Subspecialty	Session Theme
09:45 -	Suryamukhee Hall 401	Retina (Medical)	Rapid Fire Retina (Medical) Update Session (1)
11:15			
11:30 -	Suryamukhee Hall 401	Orbital and Oculoplastic Surgery	Rapid Fire Orbital and Oculoplastic Surgery Update Session
13:00			
13:15 -	Suryamukhee Hall 401	Ocular Imaging	Rapid Fire Ocular Imaging & AI, Digital Innovation and Virtual Health Update Session
14:45			
16:45 -	Kaner Hall 403	Retina (Surgical)	Rapid Fire Retina (Surgical) Update Session
18:15			
	Suryamukhee Hall 401	Pediatric Ophthalmology and Strabismus	Rapid Fire Pediatric Ophthalmology and Strabismus Update Session (2)

April 5, 2025 (Saturday)

Time	Venue	Subspecialty	Session Theme
09:45 - 11:15	Suryamukhee Hall 401	Academia, Research, Teaching and Education in Ophthalmology	Rapid Fire Academia, Research, Teaching and Education in Ophthalmology & Translational Research in Ophthalmology Update Session
11:30 - 13:00	Suryamukhee Hall 401	Refractive Surgery	Rapid Fire Refractive Surgery Update Session
13:15 - 14:45	Moulshree Hall 402	Glaucoma	Rapid Fire Cataract Update Session
	Suryamukhee Hall 401	Cataract	Rapid Fire Glaucoma Update Session (2)

April 6, 2025 (Sunday)

Time	Venue	Subspecialty	Session Theme
09:45 - 11:15	Javakusum Hall 303	Myopia	Rapid Fire AI, Digital Innovation and Virtual Health Update Session
	Kaner Hall 403	Ocular Oncology and Pathology	Rapid Fire Cornea, Dry Eyes, External Eye Diseases and Eye Banking Update Session (2)
	Mogra Hall 404 A	Cornea, Dry Eyes, External Eye Diseases and Eye Banking	Rapid Fire Ocular Oncology and Pathology Update Session
	Moulshree Hall 402	AI, Digital Innovation and Virtual Health	Rapid Fire Myopia Update Session (1)
	Suryamukhee Hall 401	Retina (Medical)	Rapid Fire Retina (Medical) Update Session (2)
11:30 - 13:00	Champa Hall 304	Ophthalmic Trauma	Rapid Fire Glaucoma Update Session (3)
	Javakusum Hall 303	Myopia	Rapid Fire Intraocular Inflammation, Uveitis and Scleritis Update Session
	Kaner Hall 403	Ophthalmic Epidemiology and Prevention of Blindness	Rapid Fire Myopia Update Session (2)
	Mogra Hall 404 B	Glaucoma	Rapid Fire Ophthalmic Epidemiology and Prevention of Blindness Update Session
	Moulshree Hall 402	Intraocular Inflammation, Uveitis and Scleritis	Rapid Fire Retina (Medical) Update Session (3)
	Suryamukhee Hall 401	Retina (Medical)	Rapid Fire Ophthalmic Trauma & Visual Sciences & Orbital and Oculoplastic Surgery Update Session

Poster Discussion Sessions

April 3, 2025 (Thursday)

Time	Venue	Subspecialty	Session Theme
15:00	Showcase Theatre	Miscellaneous	Poster Discussion I

-
15:30

Chairs: Sandeep SAXENA, Ajit Babu

Topics

1. Surgical Outcomes of Pars Plana Vitrectomy and Lensectomy Using the Fragmatome by a Trainee Ophthalmologist: **Surantha DE SILVA**
2. Comparison of Retinal Nerve Fiber Layer and Macular Retinal Ganglion Cell Layer Thickness in Cyanotic Heart Patients Versus Normal: **Sumolkarn EUSWAS**
3. Role of Professional Association: **Tejsu MALLA**
4. Communication in Hospitals Using a Smartphone-Based Portable Slit-Lamp Microscope With Image Filing Capability: **Hiroki NISHIMURA**

April 4, 2025 (Friday)

Time	Venue	Subspecialty	Session Theme
09:00	Showcase Theatre	Miscellaneous	Poster Discussion II

-
09:30

Chairs: Noshir SHROFF, Sudhank BHARTI

Topics

1. Acuity Reserve for English and Chinese Text With Multifocal Intraocular Lenses: **Viswa RAMASUBRAMANIAN**
2. Post-Lasik Masquerader: Epithelium in Distress – Strings of Pearls Pattern: **Yash GALA**
3. Predicting Preference for Surgical Intervention Versus Medical Therapy Among Cambodian Adult Populations With Advanced Glaucoma: **Channdarith KITH**

15:00	Showcase Theatre	Miscellaneous	Poster Discussion III
-------	------------------	---------------	-----------------------

-
15:30

Chairs: Kasturi BHATTACHARJEE, Sujatha Savitri Rao Y

Topics

1. An Atypical and Unique Presentation of Orbital Lymphoma Masquerading as a Vascular Anomaly : **Richard Dean Clod DELA CRUZ**
2. Massive Retinal Gliosis: A Rare Benign Condition Masquerading as a Malignant Intraocular Tumor in an Adult Filipino Male: **Xavier Daryl MARTINEZ**
3. Rectus Muscle Plication Procedure: The Advantages and the Required Intraoperative Precautions for Better Long-Term Outcomes: **Amar PUJARI**
4. Ocular Adnexal Diffuse Large B-Cell Lymphoma Associated With Amyloidosis: Case Report and Review of the Literature: **Piyaphat JARUNIPHAKUL**

April 5, 2025 (Saturday)

Time	Venue	Subspecialty	Session Theme
09:00	Showcase Theatre	Miscellaneous	Poster Discussion IV
-			
09:30			

Chairs: Noshir SHROFF, Sudhank BHARTI

1. A Rare Case Report: Anterior Segment Ischemia Following Two Horizontal Muscle Surgery: **Kabindra BAJRACHARYA**
2. Forme Fruste Ocular Sarcoidosis with Vascularised Retinal Granuloma: **Vineet BATWANI**
3. Corneo-Scleral Angle Changes and Intraocular Pressure Elevation After 23 Gauge Pars Plana Vitrectomy (23G-PPV): A Prospective Case-Controlled Pilot Study: **Preethi JEYABAL**
4. The Spatial Profile of Macular Pigment in Subjects With High Myopia: **Neelam BHASKAR**
5. Frequency of Anterior and Extraocular Complications Resulting From IMRT for Head and Neck Cancer: Comparison in Primary Sites: **Mutsumi KOYAMA**

POSTERS

AI, Digital Innovation and Virtual Health

Poster No.: FP2660

Evaluating AI-Based iPad Visual Acuity Testing in Clinical Practice

First Author: Cheryl KHANNA

Co-Author(s): Jay ADUSUMALLI, Sepideh JAMALI, Sunil KHANNA, Michael MAHR

Academia, Research, Teaching and Education in Ophthalmology

Poster No.: FP2661

Communication in Hospitals Using a Smartphone-Based Portable Slit-Lamp Microscope With Image Filing Capability

First Author: Hiroki NISHIMURA

Co-Author(s): Kazuki ASAI, Rohan KHEMLANI, Shintaro NAKAYAMA, Eisuke SHIMIZU, Ryota YOKOIWA

Poster No.: FP2662

Profile of Patients at the National Tertiary Referral Hospital Ophthalmology Clinic

First Author: Julia Rosalina Cesar MAGNO

Poster No.: FP2663

Research Progress of Macrophages in Fundus Diseases

First Author: Peiyu WANG

Poster No.: FP2664

Role of Professional Association

First Author: Dr.Tejsu Singh MALLA

Co-Author(s): Sabin SAHU

Poster No.: FP2665

Surgical Outcomes of Pars Plana Vitrectomy and Lensectomy Using the Fragmatome by a Trainee Ophthalmologist

First Author: Surantha DE SILVA

Cataract

Poster No.: FP2666

Acuity Reserve for English and Chinese Text With Multifocal Intraocular Lenses

First Author: Viswanathan RAMASUBRAMANIAN

Co-Author(s): Jessie LEMP-HULL, Rajaraman SURYAKUMAR

Poster No.: FP2667

Assessment of Changes in Corneal Parameters After Key Hole Technique of Phacoemulsification

First Author: Irum RAZA

Poster No.: FP2668

Challenges and Optimization Strategies in Phacoemulsification for Patients With Difficulty in Positioning During Surgery

First Author: Surantha DE SILVA

Poster No.: FP2669

Evaluation of Visual Outcome in Cataract Patients With Eye Axis >24.5mm and Implanted With PanOptix: A Prospective, Cohort Study

First Author: Yuanhong LI

Co-Author(s): Xuemin LI

Poster No.: FP2670

MF15 Optic – the One and Only EDOF Optic

First Author: Lena BECKERS

Co-Author(s): David BECKERS, Detlev BREYER, Florian KRETZ

Poster No.: FP2671

Prevalence and Associated Factors of Cataract and Cataract-Related Blindness in the Ural Eye and Medical Study

First Author: Mukharram BIKBOV

Co-Author(s): Leisan GILEMZIANOVA, Ellina IAKUPOVA, Aigul NIZAMUTDINOVA, Irina RAKHMATOVA

Poster No.: FP2672

Prospective Study of Cataract Surgery Outcomes January – December 2023 in Timor-Leste

First Author: Irene CARVALHO

Poster No.: FP2673

Rotational Asymmetry and Its Benefits

First Author: Lena BECKERS

Co-Author(s): David BECKERS, Detlev BREYER, Florian KRETZ

Poster No.: FP2674

Static and Dynamic Visual Observation of Senile Cataract Patients After Bilateral Implantation of PanOptix

First Author: Yuanhong LI

Co-Author(s): Xuemin LI

Poster No.: FP2675

Stereoacuity in a Blended Vision Model With the Lentis Comfort

First Author: David BECKERS

Co-Author(s): Lena BECKERS, Detlev BREYER, Florian KRETZ

Cornea, Dry Eyes, External Eye Diseases and Eye Banking

Poster No.: FP2676

A Prospective, Qualitative Assessment of Access Barriers Leading to Inequity for Māori With Keratoconus in Auckland, New Zealand

First Author: Micah RAPATA

Co-Author(s): Akilesh GOKUL, Charles MCGHEE, Jamie-lee RAHIRI

Poster No.: FP2677

Adalimumab in Managing Advanced Peripheral Ulcerative Keratitis in a Patient With Rheumatoid Arthritis

First Author: Zcho Huey LEE

Co-Author(s): Rohanah ALIAS, Adeline LOW, Nor Fadhilah MOHAMAD

Poster No.: FP2678

CVS-Omics: Using Texture Features of the Deforming Cornea and Machine Learning for Early Detection of Forme Fruste Keratoconus

First Author: Shenglong LUO

Co-Author(s): Xuefei LI, Kuangching LIN, Fan LU, Junjie WANG

Poster No.: FP2679

Corneal Biopsy as a Primary Diagnostic Tool in Microbial Keratitis Patients on Poly-Antimicrobials

First Author: Prafulla MAHARANA

Poster No.: FP2680

Effect of Propylene Glycol-Hydroxypropyl-Guar Nanoemulsion Lubricant Eye Drops on Visual Acuity and Meibomian Glands Function in Indian Patients With Dry Eye: Results From a Phase IV Clinical Trial

First Author: Parth RANA

Co-Author(s): Rajesh PAREKH, Deborah AWISI-GYUA

Poster No.: FP2681

Efficacy and Safety of NOV03 in the Treatment of Dry Eye Disease: A Systematic Review and Meta/Trial Sequential Analysis

First Author: Amr ELROSASY

Co-Author(s): Eslam AFIFI, Mohammad AL DIAB AL AZZAWI, Sara CHIKH AISSA, Alina GHAZOU, Ahmed NAZAR

Poster No.: FP2682

Infectious Keratitis With Concurrent Acute Hydrops After Corneal Crosslinking in Keratoconus With Atopic Dermatitis: Three Case Series

First Author: Mai GOTO

Co-Author(s): Akinori BABA, Seika DEN, Naoko KATO, Tadashi NAKANO, Ikuko TODA

Poster No.: FP2683

Jellyfish Sting Injury to the Cornea

First Author: Prashaantini NAMASIVAYAM

Co-Author(s): Lee HONG NIEN, Sieng Teng SEOW

Poster No.: FP2684

Keratometric Stability After Pterygium Excision Surgery in a Tertiary Hospital in the Philippines

First Author: Anselme ANG

Co-Author(s): Lilette Marie CANILAO, Maria Fe NAVARRETE

Poster No.: FP2685

Management of Severe Iatrogenic Damage to Descemet's Membrane Secondary to Nd:YAG Laser: A Case Series

First Author: Githea Philine MARTINEZ

Co-Author(s): Reginald Robert TAN

Poster No.: FP2686

Nonsurgical Treatment for Dysthyroid Eyelid Retraction: A Network Meta-Analysis, 2023

First Author: Khaled MOGHIB

Poster No.: FP2687

Ocular Cicatricial Pemphigoid in an Elderly Filipino Man: A Case Report and Literature Review

First Author: Jose Christopher TESORERO

Co-Author(s): Ruben LIM BON SIONG, George Michael SOSUAN

Poster No.: FP2688

Optimizing Corneal Ulcer Treatment: Drape Technique Supersedes Corneal Button - a Case Report

First Author: Basitali LAKHANI

Poster No.: FP2689

Progress of Application of SPMs in Ocular Surface Inflammatory Diseases

First Author: Ying PING

Poster No.: FP2690

Simple Oral Mucosal Epithelial Transplantation for Limbal Stem Cell Deficiency: Simple Technique With Promising Results

First Author: Lily PUTRI

Co-Author(s): Faraby MARTHA, Florentina PRISCILIA, Diannisa SUSANTONO

Poster No.: FP2691

The Epidemiology of Common Respiratory Viruses in Acute Conjunctivitis in Hong Kong

First Author: Phoebe LAM

Co-Author(s): Allie LEE

Poster No.: FP2692

The Varied Clinical Manifestations of Ocular Sporotrichosis

First Author: Izzati FADZIL

Co-Author(s): Abdullah Ashraf RAFIQUE ALI

Poster No.: FP2693

Topical Voriconazole as a Primary Treatment in Acanthamoeba Keratitis: A Case Series

First Author: Pallavi DHAWAN

Poster No.: FP2694

Translation and Validation of the Thai Version of the 5-Item Dry Eye Questionnaire (DEQ-5)

First Author: Jeraporn MEBUNTA

Glaucoma

Poster No.: FP2695

A Rare Case of Choroidal Melanoma Presenting As Acute Angle Closure Glaucoma

First Author: Ariunzaya BAYARSAIKHAN

Co-Author(s): Indira PAUDYAL, Purnima RAJKARNIKAR STHAPIT

Poster No.: FP2696

Central Corneal Thickness Among Filipino Patients in an Ambulatory Eye Surgery Center Using Anterior Segment Optical Coherence Tomography

First Author: George Michael SOSUAN

Co-Author(s): Maria Imelda YAP-VELOSO

Poster No.: FP2697

Effect of First-Line and Second-Line Selective Laser Trabeculoplasty on Corneal Hysteresis in Patients With Normal Tension Glaucoma: A Multicenter Cohort Study

First Author: Keigo TAKAGI

Poster No.: FP2698

Efficacy and Safety of Surgical Peripheral Iridectomy, Goniosynechialysis, and Goniotomy for Advanced Primary Angle-Closure Glaucoma Without Cataract: One-Year Results of a Multicenter Study

First Author: Zige FANG

Co-Author(s): Weirong CHEN, Lin FENGBING, Ningli WANG, Song YUNHE, Xiulan ZHANG

Poster No.: FP2699

Efficacy of the iStent Infinite Trabecular Micro-Bypass for Open-Angle Glaucoma in a Chinese Population

First Author: Claire PETERSON

Co-Author(s): Shamira PERERA, Yamon SYN

Poster No.: FP2700

Five Years Outcome of Ahmed Glaucoma Valve Surgery in Refractory Glaucoma

First Author: Maryam YADGARI

Co-Author(s): Sara KAVOUSNEZHAD, Nader NASSIRI, Kourosh SHEIBANI

Poster No.: FP2701

Juvenile Open-Angle Glaucoma: My Dealing Experience

First Author: Shams NOMAN

Poster No.: FP2702

Pathological Manifestations of the Iris in Primary Chronic Open-Angle Glaucoma

First Author: Nader NASSIRI

Co-Author(s): Sara KAVOUSNEZHAD, Kourosh SHEIBANI, Maryam YADGARI

Poster No.: FP2703

Phacomatosis Pigmentovascularis: A Case Series

First Author: Shams NOMAN

Poster No.: FP2704

Predicting Preference for Surgical Intervention Versus Medical Therapy Among Cambodian Adult Populations With Advanced Glaucoma

First Author: Channdarith KITH

Co-Author(s): Amarin MAR, Saly SAINT

Poster No.: FP2705

SUMOylation of USP5 in Microglia Exacerbates Retinal Ganglion Cell Damage in Glaucoma via NLRP3 Inflammasome Activation

First Author: Yanlin FENG

Co-Author(s): Jingjing HUANG, Yue XU, Chenyang HU

Poster No.: FP2706

Surgical Management of Glaucoma in Fuchs Uveitis Syndrome: Trabeculectomy or Ahmed Glaucoma Valve

First Author: Nader NASSIRI

Co-Author(s): Sara KAVOUSNEZHAD, Kourosh SHEIBANI, Maryam YADGARI

Intraocular Inflammation, Uveitis and Scleritis

Poster No.: FP2766

Acute Central Serous Chorioretinopathy as a Complication of Corticosteroid Treatment for Ocular Toxoplasmosis

First Author: Xavier Daryl MARTINEZ

Co-Author(s): Cheryl Myla ARCINUE, Erika Thenese FLORO

Poster No.: FP2707

Bilateral Angle Closure in a Patient With Relapsing Polychondritis

First Author: Vipin RANA

Co-Author(s): Sandeep BANDOPADHYAY, Vijay SHARMA

Poster No.: FP2708

Clinical Manifestations and Management of Patients With Genetically Confirmed Blau Syndrome in a North Indian Cohort

First Author: Nawazish SHAIKH

Co-Author(s): Narendra BAGRI, Rohan CHAWLA

Poster No.: FP2709

M1 Microglia-Derived Exosomes Promote Activation of Resting Microglia and Amplifies Proangiogenic Effects Through Irf1/miR-155-5p/Socs1 Axis in the Retina

First Author: Xi CHEN

Poster No.: FP2710

Panuveitis in a Patient With Ulcerative Colitis Undergoing Infiximab Treatment

First Author: Yoshikazu ITO

Poster No.: FP2711

Surgical and Medical Management Dilemma in a Patient With TB Posterior Uveitis, Choroidal Detachment and Glaucoma

First Author: Jose Timothy Martin CHUA

Co-Author(s): Daniel Jose MENDOZA, Timothy TANG LEE SAY

Poster No.: FP2712

Unilateral Severe Posterior Uveitis With Exudative Retinal Detachment and Ischemic Occlusive Vasculitis Secondary to Flare of Severe Systemic Lupus Erythematosus (SLE)

First Author: Law NGEE LING

Co-Author(s): Yong MENG HSIEN, Siti NUR AMIRA ABU KASSIM

Myopia

Poster No.: FP2713

Atropine for the Treatment of Myopia Progression in Chinese Children (ATOM-CN): A Randomized Phase III Trial

First Author: Jun JIANG

Co-Author(s): Zhishu BAO, Yunyun CHEN, Jia QU, Feifu WANG

Poster No.: FP2714

Efficacy in Myopia Control: An Omnibus Model

First Author: Monica JONG

Co-Author(s): Noel BRENNAN, Mark BULLIMORE, Xu CHENG

Poster No.: FP2715

Forecasting Myopic Maculopathy Risk Over a Decade: Development and Validation of an Interpretable Machine Learning Algorithm

First Author: Yanping CHEN

Co-Author(s): Mingguang HE, Wei WANG, Ruilin XIONG

Poster No.: FP2716

Observation on the Clinical Efficacy of Visual Function Training Combined With Low-Concentration Atropine in Controlling Recessive Exotropia With Low Myopia

First Author: Yunyun WANG

Co-Author(s): Ling AI, Duo XU

Poster No.: FP2717

Real-World Safety and Performance of a Novel Soft Contact Lens for Myopia Management in Chinese Children

First Author: Monica JONG

Co-Author(s): Xu CHENG, Hongzhi GUO, Alex NIXON, Vanessa OCHS, Lan Wei ZHONG

Poster No.: FP2718

Stabilization of Comfort and Visual Quality After the Insertion of Soft Contact Lenses in Chinese Population

First Author: Xiaoyu ZHANG

Co-Author(s): Liu LIU, Xingtao ZHOU

Poster No.: FP2719

The Spatial Profile of Macular Pigment in Subjects With High Myopia

First Author: Neelam BHASKAR

Co-Author(s): Esther HO LIRONG, Scott READ, Chalani UBEYNARAYANA

Neuro-Ophthalmology

Poster No.: FP2720

Infiltrative Optic Neuropathy as a Rare Presentation of Spinal Ependymoma

First Author: Cheng-yung LEE

Co-Author(s): Bo-da HUANG, Chao-wen LIN

Ocular Imaging

Poster No.: FP2721

Comparison of Retinal Nerve Fiber Layer and Macular Retinal Ganglion Cell Layer Thickness in Cyanotic Heart Patients Versus Normal

First Author: Sumolkarn EUSWAS

Co-Author(s): Tawai NGERNSRITRAKUL, Purit PETPIROON, Wasu SUPAKONTANASAN, Yanin SUWAN, Tarinee TANGCHAROEN

Ocular Oncology and Pathology

Poster No.: FP2722

A Clinicopathological Features and Treatment of Lacrimal Gland Tumors at a Tertiary Eye Hospital in Nepal

First Author: Jamuna GURUNG

Poster No.: FP2723

An Atypical and Unique Presentation of Orbital Lymphoma Masquerading as a Vascular Anomaly

First Author: Richard Dean Clod DELA CRUZ

Co-Author(s): Yvette SANTIAGO, Michael SIBULO

Poster No.: FP2724

Clinical Patterns and Outcomes of Retinoblastoma in a Tertiary Care Centre of a Developing Country

First Author: Tayyaba MALIK

Poster No.: FP2725

Fighting for Sight: Retinoblastoma Treatment Outcomes in Three Pakistani Families

First Author: Iqra KHALID

Co-Author(s): Tayyaba MALIK

Poster No.: FP2726

Hospital-Based Incidence of Intraocular Tumors From a Tertiary Medical Center, Bangkok, Thailand

First Author: Arucha PRASANWAN

Co-Author(s): Ratima CHOKCHAITANASIN, Duangnate ROJANAPORN

Poster No.: FP2727

Management Outcomes of Ocular Surface Squamous Neoplasia With Interferon Alpha 2b

First Author: Pranita SAHAY

Co-Author(s): Rinky AGARWAL, Subhash DADEYA, Vaishali TOMAR, Saumya YADAV

Poster No.: FP2767

Massive Retinal Gliosis: A Rare Benign Condition Masquerading as a Malignant Intraocular Tumor in an Adult Filipino Male

First Author: Xavier Daryl MARTINEZ

Co-Author(s): Charisse Ann TANLAPCO

Poster No.: FP2728

Ocular Adnexal Involvement in Rosai Dorfman Disease: A Case Report

First Author: Sudha RANABHAT
Co-Author(s): Kshamata SUBEDI

Poster No.: FP2729

Primary Central Nervous System Lymphoma With Intraocular Involvement – a Case of Uveitis Masquerade Syndrome

First Author: Prashaantini NAMASIVAYAM
Co-Author(s): Lee HONG NIEN

Poster No.: FP2730

Recurrent Pleomorphic Adenoma of Lacrimal Gland in a Young Patient: A Case Report

First Author: Dikshya BISTA
Co-Author(s): Sushant ADIGA, Malita AMATYA, Hom Bahadur GURUNG, Purnima RAJKARNIKAR STHAPIT, Rohit SAIJU

Poster No.: FP2731

Second Primary Tumor or Distant Metastatic Bone Tumor in Retinoblastoma? Dual Oncological Challenges

First Author: Nathania SUTANDI

Poster No.: FP2732

The Schrödinger's Cyst

First Author: Renuka KUKREJA

Poster No.: FP2733

When the Eye Signals Leukemia: Unilateral Proptosis in Acute Myeloid Leukemia: A Case Report

First Author: Wan Nur Farra Ain ABDUL RASHID
Co-Author(s): Nurul Najieha AMIR, Nor Fadhilah MOHAMAD, Mimiwati ZAHARI

Ophthalmic Epidemiology and Prevention of Blindness

Poster No.: FP2734

Frequency of Anterior and Extraocular Complications Resulting From IMRT for Head and Neck Cancer: Comparison in Primary Sites

First Author: Mutsumi KOYAMA
Co-Author(s): Akinori BABA, Seika DEN, Natsuki HIGA, Tadashi NAKANO

Poster No.: FP2735

Fungal Endophthalmitis: A Clinico-Epidemiological Study

First Author: Karnika SAIGAL
Co-Author(s): Nishat HUSSAIN AHMED, Pradeep VENKATESH, Saurabh VERMA

Ophthalmic Trauma

Poster No.: FP2736

Challenging Case of Vitreous Hemorrhage With Retinal Detachment Following Pyro Gun Injury

First Author: S NATARAJAN

Poster No.: FP2737

Severe Eye and Facial Trauma After Falling Onto Excavator Chain Wheel – Rare Case Report of Oculofacial Trauma in a 4-Year-Old Child in Papua

First Author: Nathaniel TAN
Co-Author(s): Jannes Fritz TAN, Nyssa Alexandra TEDJONEGORO

Orbital and Oculoplastic Surgery

Poster No.: FP2738

A Case of Orbital Pilocytic Astrocytoma in the Philippines

First Author: Zyrene Mary Chantal URGEL

Co-Author(s): Andrei MARTIN, Eric VALERA, Elaine YATCO- OMAÑA

Poster No.: FP2739

Body Dysmorphic Disorder Among Oculoplastic Surgery Patients: A Systematic Review

First Author: Muhammad ALFATIH

Co-Author(s): Ida MUTHMAINNAH, Diski SAISA

Poster No.: FP2740

Clinical Manifestations and Management of Free Bone Fragments Impinging on the Globe in Cases of Orbital Fractures

First Author: Renuka KUKREJA

Poster No.: FP2741

Ocular Adnexal Diffuse Large B-Cell Lymphoma Associated With Amyloidosis: Case Report and Review of the Literature

First Author: Piyaphat JARUNIPHAKUL

Co-Author(s): Waruttaporn CHANLALIT, Nisa MAKRUASRI, Therdkiat TRONGWONGSA

Poster No.: FP2742

Rectus Muscle Plication Procedure: The Advantages and the Required Intraoperative Precautions for Better Long-Term Outcomes

First Author: Amar PUJARI

Co-Author(s): Sudarshan KHOKHAR, Aishwarya RATHOD

Poster No.: FP2743

The Challenge in Diagnosing and Managing a Rare Case of Acquired Myogenic Blepharoptosis

First Author: Cynthia VIRYAWAN

Co-Author(s): Ni Nengah Rida ARIARINI, Salmarezka DEWIPUTRI, Yunia IRAWATI, Eka SUSANTO

Poster No.: FP2744

Unwanted Guests: A Case of Extended Sebaceous Gland Carcinoma Infected With Botfly's Larva

First Author: Huy Thien Thanh HA

Pediatric Ophthalmology and Strabismus

Poster No.: FP2745

A Case Report of Orbital Osteomyelitis in a Pediatric Patient

First Author: Dikshya BISTA

Co-Author(s): Sushant ADIGA, Malita AMATYA, Hom Bahadur GURUNG, Ashish KARMACHARYA, Rohit SAIJU

Poster No.: FP2746

A Rare Case Report: Anterior Segment Ischemia Following Two Horizontal Muscle Surgery

First Author: Kabindra BAJRACHARYA

Poster No.: FP2747

Bilateral Papilledema: Uncommon Early Manifestation of Acute Lymphoblastic Leukemia (ALL) in a Young Girl

First Author: Nathania SUTANDI

Poster No.: FP2748

Developing Age-Appropriate Habilitation Services for Children With Blinding ROP

First Author: Suraj SENJAM

Co-Author(s): Parijat CHANDRA

Poster No.: FP2749

Hypotony Maculopathy Due to Ciliary Body Detachment After Pediatric Strabismus Surgery: A Rare Case Report

First Author: Hiromi ONOUCHI

Co-Author(s): Toshiaki GOSEKI, Takahiro SUZUKI

Poster No.: FP2750

Retinopathy of Prematurity in Tertiary Eye Centre: Prevalence and Clinical Outcome

First Author: Eli PRADHAN

Co-Author(s): Srijana ADHIKARI, Sanyam BAJIMAYA, Manish POUDEL, Gunjan PRASAIN, Soklinda SOR

Poster No.: FP2751

Superior Oblique Overaction With Esotropia – Case Report

First Author: Chih Yu CHEN

Co-Author(s): Wen-yu HSU

Poster No.: FP2752

Two Cases of Grated Vertical Rectus Tenotomy Are Effective for Martial Arts Fighters With Small-Angle Vertical Strabismus

First Author: Ayaka NOGUCHI

Co-Author(s): Toshiaki GOSEKI, Erika MITSUI, Hiromi ONOUCHI

Refractive Surgery

Poster No.: FP2753

Analysis of Changes in Refractive Status of Patients Undergoing Reoperation After FS-LASIK/SMILE Laser Surgery

First Author: Duo XU

Co-Author(s): Yunyun WANG, Hong YANG

Poster No.: FP2754

Clinical Observation of Bandage Contact Lenses Wearing on Chinese Subjects After Corneal Refractive Surgery: A Prospective Study

First Author: Liu LIU

Co-Author(s): Lin JIANG, Jifang WANG, Xingtao ZHOU

Poster No.: FP2755

Evaluating Retinal Sensitivity Changes After Refractive Surgery Using Microperimetry: A 3-Month Follow-Up Study

First Author: Sanjay MISHRA

Co-Author(s): Tejinder Singh AHLUWALIA, Shorya Vardhan AZAD, Suresh Kumar YADAV

Poster No.: FP2756

Post-Lasik Masquerader: Epithelium in Distress – Strings of Pearls Pattern

First Author: Yash GALA

Co-Author(s): Nitesh SINGH

Poster No.: FP2757

Prospective Randomized Study of Transepithelial Photoreactive Keratectomy Compared With Standard Photoreactive Keratectomy

First Author: Robert ANG

Poster No.: FP2758

Unveiling the Unforeseen: A Rare Case of Delayed EBMD Post Femto Lasik

First Author: Himani CHATTERJEE

Retina (Medical)

Poster No.: FP2768

AGEs/AGER Induce Apoptosis of Human Retinal Endothelial Cells In Vitro via ROS Generation and JNK Signaling Pathway Activation

First Author: Yan ZONG

Co-Author(s): Guyong HUI, Zhizhe LI, Xiting LU

Poster No.: FP2759

Central Retinal Artery Occlusion and Hyperbaric Oxygen Therapy

First Author: Jayanth ADUSUMALLI

Co-Author(s): Cheryl KHANNA, Sunil KHANNA

Poster No.: FP2760

Coats-Like Fundus in a Filipino Child With Retinitis Pigmentosa

First Author: Zadkiel VELASQUEZ

Co-Author(s): Darby SANTIAGO

Poster No.: FP2761

Forme Fruste Ocular Sarcoidosis With Vascularised Retinal Granuloma

First Author: Vineet BATWANI

Co-Author(s): Vanaja JAIN, Surabhi SAHAY, Ayushi SINHA

Poster No.: FP2769

Imaging Characteristics of Normal Eyes With Pachychoroid

First Author: Yiyun ZENG

Co-Author(s): Xinyuan ZHANG

Poster No.: FP2762

Platelet Rich Plasma Treats Retinitis Pigmentosa? Mystery Reveals

First Author: Irum RAZA

Poster No.: FP2763

The Efficacy and Safety of Intravitreal Anti-VEGF Agents and Corticosteroids Implant in Treating Macular Edema

First Author: Khaled MOGHIB

Co-Author(s): Thoria GHANM, Ammar SALAH

Retina (Surgical)

Poster No.: FP2764

Corneo-Scleral Angle Changes and Intraocular Pressure Elevation After 23 Gauge Pars Plana Vitrectomy (23G-PPV): A Prospective Case-Controlled Pilot Study

First Author: Preethi JEYABAL

Co-Author(s): George THOMAS

Poster No.: FP2765

Posterior Segment Complications of Peribulbar Anaesthesia

First Author: Nawazish SHAIKH

Co-Author(s): Shorya Vardhan AZAD, Akshaya BALAJI

E-POSTERS

AI, Digital Innovation and Virtual Health

Use of Artificial Intelligence (AI) for Fundoscopic Interpretation in Glaucoma Screening

First Author: Madhuwanthi DISSANAYAKE

Co-Author(s): Malinda DE SILVA, Gayanthee DISSANAYAKE, Tanya GAMAGE, Hasitha RAJAKARUNA, Nilmini WIJEMUNIGE

Academia, Research, Teaching and Education in Ophthalmology

Impact of Timing During Simulated Vitreoretinal Surgery by a Trainee

First Author: Ashish MARKAN

Co-Author(s): Mohit DOGRA, Dr Ramandeep SINGH, Basavaraj TIGARI

Cataract

Accommodative Intraocular Lens Options for Presbyopia: An Evidence-Based Case Report

First Author: Amani AUGIANI

Co-Author(s): Faraby MARTHA

Case Report on Keratoconus With Pre-Existing Zonular Weakness in a Cataract Patient

First Author: Soumya P P

Comparison of Post Operative Inflammation in Patients Undergoing Surgery for Traumatic Cataract Using Heparin and Without Heparin in Irrigating Solution

First Author: Mahtab HAIDER

Phacoemulsification in Senile White Mature Cataracts

First Author: Ambreen GUL

The Active Sentry Handpiece Is a New Addition to Improve Safety and Control in Cataract Surgery: It Allows the Surgeon to Operate at More Physiological Intraocular Pressure and a More Stable Anterior Chamber

First Author: Simran MANGAT

The Influence of Surgeon Hand Dominance on Surgically Induced Astigmatism (SIA) in Phaco Cataract Surgery

First Author: Laiba MAZHRY

Co-Author(s): Muhammad Abdullah MAZHRY, Zia MAZHRY

Trifocal Intraocular Lens Implantation to Treat Visual Demands in Mongolian Patients

First Author: Narangarav GUNCHIN-ISH

Co-Author(s): Uranchimeg DAVAATSEREN, Dashjargal TERBISH

Unravelling Third Nerve Palsy After Subtenon Injection: Insights and Management

First Author: Angeline LOW

Cornea, Dry Eyes, External Eye Diseases and Eye Banking

A Case Report of the Combined Procedures in a Complex Eye – Penetrating Keratoplasty, Pars Plana Vitrectomy, and Transscleral-Sutured Intraocular Lens

First Author: Ariunzaya BAYARSAIKHAN

Co-Author(s): Indra AMARJARGAL, Munkhsaikhan MUNKHKHUYAG

A Novel System for Primary Corneal Ecstasy Classification Based on Correlation Between; Maximum Keratometry Location, Inferior Flatten Sizes and Topographic Patterns

First Author: Mohammedreza JAFARINASAB

Clinical Efficacy of Hydroxypropyl Guar/Hyaluronic Acid Dual Polymer in Rheumatoid Arthritis-Related Dry Eye Disease: A One-Month Interim Analysis

First Author: Chi-chin SUN

Comparison of the Clinical Performance of Two Daily Disposable Toric Soft Contact Lenses: Verofilcon A Versus Stenfilcon A

First Author: Inma PEREZ-GOMEZ

Co-Author(s): Katherine BCKLE, John CAPELLANI, Jenifer CHIN, Harsha NAIK, Lakshman SUBBARAMAN

Corneal Melt Following an Uneventful Optical Penetrating Keratoplasty in a Patient With Rheumatoid Arthritis: A Correlation With Systemic Disease Activity

First Author: Manasi TRIPATHI

Co-Author(s): Akshaya BALAJI, Rajesh SINHA, Saloni UNE

Corneal Toxicity and Inflammatory Response to Retained Perfluorodecalin in Anterior Chamber: A Case Report

First Author: Ming-hwei TSAI

Co-Author(s): Ya-feng CHENG

Impact of the COVID-19 Pandemic on the Incidence of Dry Eye Syndrome in Pediatric Population

First Author: Arjit SINGH

Co-Author(s): Rahul BHOLA, Diya SINHA, Jonathan RUSSELL

In Vivo Confocal Microscopy (IVCM) for Ocular Demodicosis: A Systematic Review of Diagnostic Accuracy Studies

First Author: Muhammad ALFATIH

Co-Author(s): Ida MUTHMAINNAH, Diski SAISA

Iris Tumour in an Asian Woman

First Author: Anushia ELANGKOVAN

Co-Author(s): Chandramalar T. SANTHIRATHELAGAN

Moraxella catarrhalis Keratitis – a Rare Organism in Corneal Ulcer

First Author: Law NGEE LING

Co-Author(s): Yong MENG HSIEN, Seow SIENG TENG

Nd:YAG Laser Destruction of Ingrown Corneal Epithelium After Keratorefractive Surgeries

First Author: Maxim PSHENICHNOV

Non-Healing Corneal Ulcer – a Big Saviour

First Author: Ishita AGRAWAL

Co-Author(s): Raffat ANJUM, Sandhya MAKHIJA

Objective and Subjective Clinical Performance Evaluation of Two Daily Disposable Soft Contact Lenses: Verofilcon A Versus Nefofilcon A

First Author: Inma PEREZ-GOMEZ

Co-Author(s): Katherine BCKLE, John CAPELLANI, Brenda EDWARDS, Harsha NAIK, Lakshman SUBBARAMAN

Ocular Zoster Sine Herpete: Atypical Presentation of a Common Viral Disease

First Author: Allie LEE

Co-Author(s): Wai Yan LAM

Post Pterygium Excision Donor Site Dilemma: What Lies Underneath Pushes Its Way to Surface

First Author: Yash GALA

Co-Author(s): Nitesh SINGH

Revolutionizing Corneal Repair: Exploring the Impact of Autologous Tenon Patch Grafts (TPG) in Healing Perforations - a Compelling Case Series

First Author: Ferdy ISKANDAR

Co-Author(s): Amirah Deandra DIBA, Faraby MARTHA

The Relationship Between Sedentary Behaviour and Dry Eye Disease in Elderly Patients

First Author: Kendrick SHIH

Co-Author(s): Nicole CHIU, Angie FONG, Allie LEE, Christopher LEUNG, Ian WONG

Glaucoma

A Rare Case of Combined Sturge-Weber Syndrome and Nevus of Ota in a Filipino Patient

First Author: Mark Niño ESTRELLA

Co-Author(s): Abigail MONTES, George Michael SOSUAN, Paula Rosalie TAN

Analysis of Routine Blood and Blood Biochemical Markers in Patients With Posner-Schlossman Syndrome

First Author: Kaiyi ZHOU

Axenfeld-Rieger Syndrome: A Story of Challenges and Triumphs

First Author: Muhammad Abdullah MAZHRY

Co-Author(s): Laiba MAZHRY, Zia MAZHRY

Bleb Associated Endophthalmitis in a Juvenile Open Angle Glaucoma Patient

First Author: Gino ROSALES

Co-Author(s): Maria Catherina NASOL

Effect of Miosis on Irido-Corneal Angle Widening in Eyes Undergoing Ab-Interno Trabeculectomy

First Author: Yoshiyuki KITA

Co-Author(s): Ritsuko KITA, Nagahiro YATA

Evaluation of Bleb Vascularity and Morphological Change After Trabeculectomy Using Anterior Segment Optical Coherence Tomography

First Author: Kae SUGIHARA

Co-Author(s): Mitsuto HOSOKAWA, Toshio OKANOUCHI

Glaucoma Drainage Device in a Case of Syndromic Unilateral Glaucoma

First Author: Abhishek ONKAR

Micropulse Cyclophotocoagulation in Acute Angle-Closure Glaucoma: Efficiency and Safety

First Author: Natalia POSTUPAEVA

Co-Author(s): Alexei POSTUPAEV, Maxim PSHENICHNOV, Evgenii SOROKIN

Navigating the Challenges: Outcomes of Neovascular Glaucoma With Multi-Disciplinary Approach

First Author: Gajendra CHAWLA

Co-Author(s): Neha BIJLANI

Ocular Penetration Injury Caused by an Acupuncture Needle During Glaucoma Treatment by Traditional Chinese Medicine Physicians

First Author: Fu-chin HUANG

Serum Uric Acid Level in Patients With Posner-Schlossman Syndrome

First Author: Fengping ZHAO

Short-Term Surgical Outcome of PreserFlo MicroShunt Implantation in a Tertiary Hospital in Malaysia

First Author: Hong Kee NG

Co-Author(s): Gabriellea Cj DASS, Josphine Eh LEE, Jie Jie LIM, Jeanette Qy WONG

Study on an Autopsied Eye of a Secondary Glaucoma Patient With Hereditary Transthyretin Amyloidosis, in Which Trabeculectomy Was Unsuccessful

First Author: Yuji TAKIHARA

Co-Author(s): Toshihiro INOUE, Masayoshi TASAKI, Mitsuharu UEDA, Takahiro WATANABE

The Effect of Low Irrigation Pressure Setting During Cataract Surgery in Glaucoma Patients: An Observational Study

First Author: Shih-chun CHAO

Co-Author(s): Yi-ren HSU

The Preliminary Report of XEN Gel Implantation for Thyroid Eye Disease-Related Secondary Glaucoma

First Author: Fu-chin HUANG

Trends in Glaucoma Procedures and Surgeries in a Tertiary Hospital in Malaysia

First Author: Hong Kee NG

Co-Author(s): Jie Jie LIM, Nur Rafidah MOHAMED ALI

Two Cases of Exfoliation Glaucoma With High Intraocular Pressure Caused by Vitreous Incarceration in the Tube of a Baerveldt Glaucoma Implant

First Author: Sachi KOJIMA

Unilateral Primary Open Angle Glaucoma: An Unusual Case Report From Bangladesh

First Author: Md Iftekher IQBAL

Co-Author(s): Fariah OSMAN

Clinical Case of Bilateral Implantation of a Multifocal Intraocular Lenses (mIOLs) With Segmental Iridoplasty in a Patient With Ophthalmic Hypertension Due to Multiple Bilateral Iridociliary Cysts

First Author: Galina USANOVA

Co-Author(s): Olga ANTONOVA, Dzhulietta UZUNYAN

Intraocular Inflammation, Uveitis and Scleritis

Atypical Fungal Endophthalmitis Caused by *Phialemoniopsis hongkongensis*

First Author: Rinrada KREESANG
Co-Author(s): Karntida CHANWIMOL

Circadian Rhythm Disruption Exacerbates Autoimmune Uveitis: The Essential Role of PER1 in Treg Cell Metabolic Support for Stability and Function

First Author: Wenjie ZHU
Co-Author(s): Guanyu CHEN, Dan LIANG, Minzheng WANG, Zhiqiang XIAO

Efficacy of Intravitreal Methotrexate Chemotherapy in the Treatment of Primary Intraocular Lymphoma

First Author: Jing FENG
Co-Author(s): Yong TAO, Youyu XUE

Necrotizing Nodular Anterior Scleritis Due to *Pseudomonas aeruginosa*: Diagnostic and Therapeutic Challenges

First Author: Law NGEE LING
Co-Author(s): Yong MENG HSIEN

Ophthalmia Nodosa Type 4: Clinical Course and Management With Topical Steroids in a Filipino Male

First Author: Lorenz Jacob MANGAHAS
Co-Author(s): Richmond SIAZON

Orbital Cellulitis With Panophthalmitis During Pregnancy: A Rare Case in Bangladesh

First Author: Md Iftekher IQBAL
Co-Author(s): Fariah OSMAN

Peripheral Retinitis in a Patient Living With Human Immunodeficiency Virus With Multiple Co-Infections

First Author: Gerald Jan LUMBA
Co-Author(s): Bryan Vincent MESINA

Peripheral Ulcerative Keratitis in Undiagnosed Rheumatoid Arthritis: A Case Report

First Author: Fitri OTHMAN
Co-Author(s): Noor Affizan RAHMAN

Risk for Endophthalmitis in Patients Receiving Traditional IOLs Compared to Premium Multifocal IOLs

First Author: Syril DORAIRAJ
Co-Author(s): Yazan ABUBAKER, Abhimanyu AHUJA, P.Connor LENTZ, Pranav VASU, Isabella WAGNER

Scleritis and Peripheral Ulcerative Keratitis as Presenting Signs of Granulomatosis With Polyangiitis in a Tertiary Hospital in Manila

First Author: Tara Pamela MENDOZA

The Green Colonizer- an Unexpected Guest

First Author: Harshal SAHARE

Timely Management and Treatment of Active Choroiditis and Restoring Visual Outcomes

First Author: Shreya BARANWAL
Co-Author(s): Ishita AGRAWAL, Raffat ANJUM, Sandhya MAKHIJA

Unilateral Choroidal Granuloma: A Masquerade

First Author: Bhuvan CHANANA

Uveitis and Effects of Triamcinolone Injections in Young and Adult Patients

First Author: Lilia AMARAL

Co-Author(s): Irene CARVALHO

When the Eye Fights Back: Tackling Exogenous Panophthalmitis With Antibiotics in Aplastic Anemia Patient

First Author: Ferdy ISKANDAR

Co-Author(s): Yulia AZIZA, Rianti Wulandari PRATIWI

Myopia

Effect of High-Dose Atropine on Moderate to Severe Myopia: A Retrospective Follow-Up Analysis

First Author: Pei-tzu KUAN

Co-Author(s): Yu-hsu CHEN

Population Percentile Curves of Axial Length in Taiwan for Myopia Surveillance

First Author: Shih Wen WANG

Co-Author(s): Yao-lin LIU, Tzu-hsun TSAI

Subjective Vision in a Pediatric Population Wearing a Soft Contact Lens With Non-Coaxial Focus

First Author: Monica JONG

Co-Author(s): Noel BRENNAN, Alex NIXON, Jie XU

Synergistic Effects of Defocus-Incorporated Multiple Segments and Low-Dose Atropine in Slowing the Progression of Myopia

First Author: Yachi HUANG

Neuro-Ophthalmology

Anti-Aquaporin 4 Antibody Positive Optic Neuritis With Systemic Corticosteroid Pulse Therapy and a Series of Visual Field Test Results - a Case Report

First Author: Pei-jane BAIR

Co-Author(s): Tsai-wei LIN

Cerebral Venous Sinus Thrombosis Presenting With Papilloedema

First Author: Li Faung TAN

Co-Author(s): Suyi SLOW

Eye'm Feeling Nosy

First Author: Jose Martin Iv VELASCO

Homonymous Hemianopia Caused by Occipital Infarction Following Ischaemic Stroke in a Middle-Aged Man: A Case Report

First Author: Channdarith KITH

Co-Author(s): Kossama CHUKMOL, Piseth KONG

Orbital Apex Syndrome With Dermatophytosis

First Author: Anushia ELANGKOVAN

Co-Author(s): Sangita MANIAM, Nurul 'ain MASONN, Nor Diyana ZAINAL NOOR

Pontine Tuberculoma: A Palsy Points to Pons

First Author: Nampi TADU

Co-Author(s): Gopal Krushna DAS, Isha SHARMA

Treatment Outcomes of Nutritional Optic Neuropathy

First Author: Shouhei KAJIWARA

Co-Author(s): Fumi GOMI, Junichiro HIRATAKE, Akiko MASUDA, Yoshihito MOCHIZUKI

Ocular Imaging

Easy and Cost-Effective Ways of Fundus Photography You May Not Have Known Before

First Author: Anum HANEEF

Ocular Oncology and Pathology

A Mother's Blinding Trade for a New Life

First Author: Suyi SLOW

Co-Author(s): Li Yen CHAN, Envira LEE, Jamalia RAHMAT

Acanthamoeba spp. Aggregate and Encyst on Some Daily Disposable Contact

First Author: Anjana PARAMESWARAN

Co-Author(s): Allison CAMPOLO, Monica CRARY, Esther LARA, Brian PATTERSON, Reed PIFER

Bilateral Ocular Surface Lesion in a Young Female: A Case Report

First Author: Nur Nadiah HJ JELUDIN

Co-Author(s): Mohan RAMALINGHAM

Congenital Orbital Malignancy — a Case Report

First Author: Mukti MITRA

Co-Author(s): Alauddin AL AZAD, Narayon BHOWMIK

Correlation Between the Clinical Features and the Pathological Anatomy of Choroidal Melanoma

First Author: Nam NGUYEN

Co-Author(s): Van BIEN, Hai TON

Evaluation of a Short Training Program to Improve Detection and Management of Retinoblastoma in Nepalese Children

First Author: Purnima RAJKARNIKAR STHAPIT

Co-Author(s): Manish PAUDEL

Histological Picture of Vasoproliferative Tumors Obtained by Different Surgical Procedures in 15 Patients

First Author: Andrey YAROVOY

Co-Author(s): Ilya GORSHKOV, Anna SHATSKIKH

Iris Metastasis As the First Presentation of Systemic Cancer: A Case Report

First Author: Zhe Woon LIM

Ophthalmic Epidemiology and Prevention of Blindness

Elevated Blood Viscosity in Thyroid-Associated Ophthalmopathy: A Study of Hemorheological Alterations and Correlations With Thyroid Stimulating Immunoglobulin

First Author: Suk-woo YANG

Relationship Between Computer Vision Syndrome and Objective Autorefractometry in First Semester Students of the Faculty of Medicine in Cawang

First Author: Nathaniel TAN

Co-Author(s): Jannes Fritz TAN, Nyssa Alexandra TEDJONEGORO

Vision Impairment in Taiwan's Diabetic Population: The Impact of Diabetic Retinopathy

First Author: Yao-lin LIU

Co-Author(s): Chuhsing Kate HSIAO, Hsien-ho LIN, Tzu-hsun TSAI

Ophthalmic Trauma

A Retrospective Analysis of Ocular Trauma in School-Aged Children in a Metropolitan Hospital in Taiwan

First Author: Chee-ming LEE

Beneath the Surface: The Mystery of a Preseptal Stone

First Author: Kah Mun LOCK

Co-Author(s): Sieng Teng SEOW, Nor Fadzillah BINTI ABD JALIL, Juliana BINTI JALALUDDIN

Intra-Orbital Bullet: A Case Report

First Author: Nur SAAT

Co-Author(s): Jaya Vani ETTIKAN

Unveiling an Uncommon Case: Sports-Related Isolated Medial Wall Fracture With Medial Rectus Entrapment and Herniation Into Ethmoid Sinus

First Author: Angeline LOW

Orbital and Oculoplastic Surgery

A One-Stage Eyelid Reconstruction: Sandwich Technique via Skin Graft, Periosteal Flap and Conjunctival Transfer

First Author: Lorenz Jacob MANGAHAS

Co-Author(s): Charisse Ann TANLAPCO

Clinical Characteristics and Treatment Outcomes of Morbihan Disease of the Eyelids: A Single-Center Retrospective Study

First Author: Ho-seok SA

Critical Insights Into Rhino-Orbital Mucormycosis in a Rare Hemophagocytic Lymphohistiocytosis Patient

First Author: Yulia AZIZA

Co-Author(s): Salmarezka DEWIPUTRI, Nisrina SARI

Effects of Orbicularis Oculi Flap Suspension on Transcutaneous Lower Blepharoplasty

First Author: Hyungyu LEE

Co-Author(s): Sehyun BAEK, Hwa LEE

Lower Lid Basal Cell Carcinoma With Concomitant Invasive Ductal Carcinoma of the Breast in a 51-Year-Old Male

First Author: Ahnna AGUSTIN

Co-Author(s): Charisse Ann TANLAPCO

Myoconjunctival Enucleation Study (MES): Outcome of Myoconjunctival Enucleation Technique With Polymethyl Methacrylate (PMMA) Implant With Custom Made Prosthesis (CMP) in Tertiary Eye Care Center in Nepal

First Author: Hom Bahadur GURUNG

Co-Author(s): Sushant ADIGA, Malita AMATYA, Dikshya BISTA, Rohit SAIJU, Raba THAPA

Orbital Incidentalomas: Clinicoradiological Characteristics and Management Considerations

First Author: Ho-seok SA

Prospective Comparative Study of Various Dacryocystorhinostomy (DCR) Surgical Modalities in Children

First Author: Selma MILISIC

Pseudocarcinomatous Hyperplasia of Eyelid - a Case Report

First Author: Alauddin AL AZAD

Co-Author(s): Mukti MITRA

Reconstruction of Upper Eyelid Malignancy Using Cutler-Beard Technique: The Continued Success of a Classic Procedure

First Author: Agnesstacia LUMINTANG

Co-Author(s): Amani AUGIANI, Yunia IRAWATI

Restoring Function and Aesthetics Following Orbital Reconstruction Surgery

First Author: Vanessa Naseem MANSURALI

Co-Author(s): Shu Yu TAN, Wan Haslina WAN ABDUL HALIM, Meng Hsien YONG, Pei Chia OUI

Revitalizing the Gaze: Open Temporal Post-Trichial Brow Lift for Functional and Aesthetic Correction of Brow Ptosis

First Author: Amani AUGIANI

Co-Author(s): Yunia IRAWATI, Agnesstacia LUMINTANG

Study on Balloon-Assisted Primary Bone Fragment Repositioning in Orbital Wall Fractures

First Author: Wenwen YANG

Co-Author(s): Zaihong CHEN, Jue LIU, Jindou TAO

The Silent Threat of Flesh-Eating Bacteria: Orbital Necrotizing Fasciitis Caused by Streptococcus pyogenes

First Author: Amani AUGIANI

Co-Author(s): Seruni ARDHIA, Yulia AZIZA, Valerie GRACIA, Hindun ZAKIYAH

Using Transverse Superior Fascia Expansion (TSFE) in Ptosis Treatment

First Author: Nguyễn HIỀN

Pediatric Ophthalmology and Strabismus

Association With Sagging Eye Syndrome and Scleral Buckling – a Case Report

First Author: Shaochun CHEN

Beyond the Surface: Tear Inflammatory Markers for Retinopathy of Prematurity Screening - a Systematic Review

First Author: Andintia SANTOSO

Co-Author(s): Adantio Rashid SANTOSO

Challenging Uveal Melanoma Treatment in a Child: Stereotactic Radiosurgery, Complications and Outcomes

First Author: Ekaterina MALAKSHINOVA

Co-Author(s): Andrey GOLANOV, Valeri KOSTUCHENKO, Roman LOGINOV

Changes in Anisometropia by Age in Children With Hyperopia, Myopia, and Antimetropia

First Author: Shih Wen WANG

Co-Author(s): Chiunho HOU

Comparison of Binocular Reading Speed in Patients With Strabismus Without Amblyopia Versus Controls

First Author: Vishaal BHAMBHWANI

Co-Author(s): Daniel LAMOUREUX, Sarah YEO

Current Screening Practices and Treatment Trends of ROP Management in the Healthcare System of Pakistan

First Author: Aisha AZAM

Co-Author(s): Muhammad MOIN

Duane Retraction Syndrome and Treatment Options

First Author: Thao NGUYEN

Epidemiology of Strabismus in Children in the Western Region of Azerbaijan

First Author: Yazgöl ABDIYEVA

I Did 16 Tooth Extractions!!

First Author: Daniel PHANG

Co-Author(s): Chee SHEW FEI, Wan Hazabbah WAN HITAM

Impact of MiSight 1 Day Contact Lenses on Myopia Control: A Retrospective Follow-Up Study at a Regional Hospital

First Author: Chao Jung WU

Co-Author(s): Yu CHEN

Incidence and Clinical Characteristics of Retinopathy of Prematurity Among Preterm Infants Attending Tertiary Eye Center in Cambodia

First Author: Vannaroit TENG

Co-Author(s): Piseth KONG, Amarin MAR

The Incidence of Pediatric Dacryocystitis Among a Population-Based Cohort of Infants With Congenital Nasolacrimal Duct Obstruction

First Author: Brian MOHNEY

Co-Author(s): Grayson ASHBY

Treatment and Diagnosis of Intermediate Cystinosis – a Case Review

First Author: Chee-ming LEE

Refractive Surgery

Initial Clinical Outcomes of ICL Implantation Combined With Laser-Assisted in Situ Keratomileusis in Patients With Over High Refractive Errors

First Author: Nazim ZAYNUTDINOV

LASIK Flap Dislocation After Mynah Bird Attack: A Case Report

First Author: Hung-yu LIN

Co-Author(s): Yu-hsu CHEN

Visual Recovery Status of Eyeball Trauma After Laser-Assisted in Situ Keratomileusis

First Author: Yachi HUANG

Retina (Medical)

A Case of Chronic Multifocal Central Serous Chorio Retinopathy (CSCR) Successfully Treated With Combined Laser and Aflibercept Injection

First Author: Mahesh JAYAWEERA GAMAGE

Co-Author(s): Dhh WARIYAPOLA

A Medusa in the Eye? Unveiling Wyburn-Mason Syndrome

First Author: Moi ZJEN PANG

Co-Author(s): Shir Yen WANG

A Rare Overlap in a Very Rare Complex: Vogt-Koyanagi-Harada Syndrome Superimposed on Choroideremia

First Author: Triana GUNARDI

Co-Author(s): Rina La Distia NORA, Ratna SITOMPUL, Anggun Rama YUDANTHA

Acute Syphilitic Posterior Placoid Chorioretinitis in an Immunocompetent Individual

First Author: Saritrasaraswathy RAJ

Co-Author(s): Roslin Azni ABDUL AZIZ, Mimiwati ZAHARI

Advances in Understanding and Treating Central Serous Chorioretinopathy

First Author: Xinyuan ZHANG

Co-Author(s): Xinyuan ZHANG

Bilateral Purtscher-like Retinopathy with Serous Retinal Detachment in Preeclampsia: A Case Report

First Author: Shih-hao TZENG

Co-Author(s): Ya-feng CHENG

Clinical Outcomes of Double-Dose Aflibercept Treatment for Refractory Wet Age-Related Macular Degeneration

First Author: Iksoo BYON

Co-Author(s): Ji Eun LEE, Boo Sup OUM, Sung Who PARK

Clinical Outcomes of Refractory Neovascular Aged-Related Macular Degeneration After Recovery From Brolocizumab-Related Intraocular Inflammation

First Author: Tae Yeon KIM

Co-Author(s): Iksoo BYON, Ji Eun LEE, Boo Sup OUM, Sung Who PARK, Sang Cheol YANG

Comparison of Therapeutic Effects of Ranibizumab in Retinal Vein Occlusion and Macular Edema With Different Optical Coherence Tomographic Patterns

First Author: Yue XU

Decoding Retinal Vasculitis: Insights From Case Studies

First Author: Chander PRABHA

Diagnostic Approach and Management of Gronblad-Strandberg Syndrome - a Rare Case Report

First Author: Sidratul Muntaha NAZNIN

Co-Author(s): Shah Md.Rajibul ISLAM

Early Onset Macular Drusen: A Severe Variant of Typical Age-Related Macular Degeneration?

First Author: Ranjana MATHUR

Early Real-World Experience With Faricimab in Retinal Vein Occlusion in Thailand

First Author: Nuntachai SURAWATSATIEN

Evaluation of Choroidal Thickness and Its Associated Factors Among Age-Related Macular Degeneration Patients

First Author: Chee SHEW FEI

Co-Author(s): Zunaina EMBONG, Nur Aliah HASSAN

Full-Thickness Macular Hole Formation After Intravitreal Faricimab Injection for Polypoidal Choroidal Vasculopathy

First Author: Fahsiri TAVONVUNCHAI

Co-Author(s): Thanwarat CHAIPHO, Karntida CHANWIMOL

Malignant Hypertension Diagnosed at a Primary Eye Care Clinic Setting

First Author: Deborah LEE

Co-Author(s): Vivien LIM, Thet NAING

Outcomes From a Single-Centre Experience of Switching Patients to Faricimab for Treatment Refractory Diabetic Macular Oedema

First Author: Virinder DHILLON

Posterior Reversible Encephalopathy Syndrome and Hypertensive Chorioretinopathy

First Author: Chee SHEW FEI

Co-Author(s): Zunaina EMBONG, Daniel PHANG

Rapid Clearance of Dumbbell Shaped Sub Inner Limiting Membrane Haemorrhage Due to Valsalva Retinopathy -a Case Report

First Author: Hema RAWAL

Real-World Effectiveness and Safety of Faricimab in Diabetic Macular Edema: A Multicenter Cohort Study From J-CREST

First Author: Fumiko MURAO

Co-Author(s): Yoshinori MITAMURA, Ryoji YANAI

Retinal Microvasculature Alternation After LASIK

First Author: Shih-hao TZENG

Co-Author(s): Ching-tai CHEN

The Mechanisms of Microglia Activation Lead to BRB Breakdown Aggravating DME in Diabetic Retinopathy

First Author: Jingfa ZHANG

Co-Author(s): Chaoyang ZHANG

The Role of Oct Angiography in the Differential Diagnosis of Early Worsening of Diabetic Retinopathy and Real Diabetic Retinopathy Progression in Pregnant Women

First Author: Natalia POMYTKINA

Co-Author(s): Evgenii SOROKIN

Treatment of Polypoidal Choroidal Vasculopathy Using Standard and Reduced-Fluence Photodynamic Therapy

First Author: Colin TAN

Unexpected Retinal Vascular Occlusion After Intraocular Surgery

First Author: Michael HARTONO

Co-Author(s): Paramita FITRIANINGRUM, Carennia PARAMITA, Florentina PRISCILIA, Anggun Rama YUDANTHA

Unveiling the Hidden Threat: Cancer-Associated Retinopathy in a Multiple Myeloma Patient

First Author: Florentina PRISCILIA

Co-Author(s): Michael HARTONO, Lily Raudah PUTRI, Anggun Rama YUDANTHA, Hindun ZAKIYAH

Retina (Surgical)

Amniotic Membrane Graft for the Treatment of Large Refractory Macular Hole

First Author: Hussain KHAQAN

Clinical Outcomes of Endoscope-Assisted Vitrectomy for Treatment of Rhegmatogenous Retinal Detachment

First Author: Minh Tien VU

Macular Buckle, Vitrectomy or a Combined Approach for the Management of Myopic Macular Hole Retinal Detachment: A Systematic Review and Network Meta-Analysis

First Author: Alvin Wei Jun TEO

Not for the Fainthearted

First Author: Rabia NAAZ

Co-Author(s): Aditya KELKAR, Jai KELKAR, Subhasree DUTTA

Outcomes of Epiretinal Membrane Removal With Preservation of the Internal Limiting Membrane

First Author: Ji Eun LEE

Co-Author(s): Iksoo BYON, So Hee KIM, Boosup OUM, Sung Who PARK

Translational Research in Ophthalmology

Curcumin as an Adjunct in Treatment of Thyroid-Associated Ophthalmopathy

First Author: Swati GOYAL

Impact of Titer of Toxoplasma Immunoglobulin G in Diagnosing Ocular Toxoplasmosis

First Author: Sung Who PARK

Co-Author(s): Iksoo BYON, Tae Yeon KIM, Jieun LEE, Boosup OUM

Visual Sciences

Changes of Ocular Parameters in Healthy Adults Moving to High Altitudes for Longer Than 1 Year

First Author: Yunzhu KONG

Efficacy and Safety of Pilocarpine in the Treatment of Presbyopia: Systematic Review and Meta-Analysis

First Author: Amr ELROSASY

Co-Author(s): Hazim ALKOUSHEH, Kareem KHALEFA

Patterns of Rule Similarity and Axis Symmetry in Young Individuals With Bilateral Astigmatism

First Author: Mahmood ALI

Co-Author(s): Farah AKHTAR, Farrukh MAHMOOD

The Mechanisms of Müller Cell Drainage Dysfunction Cause DME in Diabetic Retinopathy

First Author: Jingfa ZHANG

Co-Author(s): Chaoyang ZHANG

VIDEOS

Cataract

Cataract Surgery in Axenfeld Rieger Syndrome (ARS)

First Author: Muhammad Abdullah MAZHRY

Co-Author(s): Laiba MAZHRY, Zia MAZHRY

Hanging by the Thread!!!

First Author: Aditya KELKAR

Co-Author(s): Harsh JAIN, Rabia NAAZ

Manual Small Incision Cataract Surgery in a Hyper Mature Morgagnian Cataract With Phacodonesis

First Author: Rebecca GEEVARGHESE

Opacified Intraocular Lens

First Author: Sharlene NOGUERA

Phacoemulsification in Small Pupil Cases Without Pupillary Expanders

First Author: Soumya P P

Premium IOLs in Posterior Capsular Rent-Rescue Techniques

First Author: Jeewan TITIYAL

Co-Author(s): Manpreet KAUR, Sridevi NAIR

Restoring Stability: Capsule Anchor Implantation for Post-Traumatic Subluxated Cataract

First Author: Magdalena FUTYMA - ZIAJA

Co-Author(s): Dariusz HASZCZ

Cornea, Dry Eyes, External Eye Diseases and Eye Banking

Corneo-Scleral Patch Graft With Amniotic Membrane in a Case of Chemical Injury

First Author: Jai KELKAR

Co-Author(s): Harsh JAIN, Aditya KELKAR

DSEK: Manual Donor Preparation

First Author: Sharlene NOGUERA

EDTA Chelation for Band Keratopathy – In-House Preparation and Surgical Techniques

First Author: Allie LEE

Co-Author(s): Alex KAN, Phoebe LAM

Simple Excision of a Limbal Dermoid With Amniotic Membrane Transplantation in a Pediatric Patient

First Author: Surantha DE SILVA

Tailor Bird Suturing Technique in Extreme Positive Pressure During Penetrating Keratoplasty

First Author: Ashok SHARMA

Tenons Patch Graft + Conjunctival Flap for Large Corneal Perforation

First Author: Jessica DAZA

Co-Author(s): Mark Gerard ACEBEDO

Glaucoma

3-1-1 Knot Technique of Baerveldt Drainage Device Tube Occlusion

First Author: Suria SUDHAKARAN MANNIL

Management of Congenital Glaucoma and Overcoming Crisis During Surgery

First Author: Shams NOMAN

Pars Plana Filtration for the Treatment of Secondary Glaucoma in Patient After Boston Type II Keratoprosthesis

First Author: Xiaojie WANG

Co-Author(s): Yuanbo LIANG

Simultaneous Bilateral Combined Trabeculotomy-Trabeculectomy in Primary Congenital Glaucoma

First Author: Anil MANDAL

Ophthalmic Trauma

Every Eye Deserves the Best

First Author: Prashant BAWANKULE

Co-Author(s): Shilpi NARNAWARE

Surgical Iris Defect Repair

First Author: Adeel CHAUDHRY

Orbital and Oculoplastic Surgery

A Case of Recurrent Eyelid Granuloma: Benefits of Autologous Fascia Lata Over Silicone Rod in Frontalis Suspension Surgery

First Author: Vanessa Naseem MANSURALI

Co-Author(s): Rongkai TAN

Non-Surgical Periocular Rejuvenation Using Radiofrequency

First Author: Preethi JEYABAL

Co-Author(s): Stephanie YOUNG

One-Step Reconstruction of a Bilateral Upper Eyelid Coloboma Using the Sandwich Technique

First Author: Justine May TORREGOSA

Pediatric Ophthalmology and Strabismus

Corectopia With Overlying Corneal Opacity With High Myopia: Redesigning the Refractive and Anterior Segment Status

First Author: Rajesh SINHA

Co-Author(s): Vaibhav NAMDEV, Manasi TRIPATHI

Pulled-in-Two Syndrome: An Important Complication During Strabismus Surgery

First Author: Amar PUJARI

Co-Author(s): Sudarshan KHOKHAR

Pupilloplasty Surgery for Managing Type-1 Thick Persistent Pupillary Membrane- a Minimally Invasive Procedure

First Author: Sidratul Muntaha NAZNIN
Co-Author(s): Mohammad Mostafa HOSSAIN

Refractive Surgery

Cortical Stimulation: Perceptual Therapy After Refractive Surgeries

First Author: Lionel Raj DANIEL RAJ PONNIAH

Retina (Surgical)

Bouquet of Diabetic Vitrectomies

First Author: Rohan CHAWLA

Combined Cataract Extraction With Vitrectomy for Retained Intraocular Foreign Body (RIOFB)

First Author: Vineet BATWANI
Co-Author(s): Vidit BANSAL, Avilasha MOHAPATRA

Intraocular Light Emitting Diode Foreign Body Removal With 27 Gauge Pars Plana Vitrectomy System

First Author: Amer AWAN

Never Say Never: A Two-Stage Surgical Technique for Management of Giant Retinal Tear With Severe Proliferative Vitreo-Retinopathy

First Author: Bhuvan CHANANA

Patience & Persistence – Thy Name Is Surgeon

First Author: Prashant BAWANKULE
Co-Author(s): Shilpi NARNAWARE

Retinal Revival: Triumphs in Managing Complex Detachments

First Author: Ashish MARKAN

Shot at a Second Chance – Rapid Fire Video by a Retina Fellow on Secondary IOL Without Capsular Support

First Author: Christopher GO

Surgical Technique of Chronic Traumatic Large Macular Hole in Children: A Surgical Video Presentation

First Author: Supanat THANOMTEERANANT
Co-Author(s): Ratima CHOKCHAITANASIN, Nicha JARUPANICH, Duangnate ROJANAPORN

Surprises During Pars Plana Vitrectomy


First Author: Sara RIAZ

The Second Battle of Redetachment

First Author: Vineet BATWANI
Co-Author(s): Vidit BANSAL, Ayushi SACHAN, Rajpal VOHRA

Transscleral Sub-Retinal Gliosis (SRG) Removal in Chronic Retinal Detachments (RD) – ‘The Wide Approach’

First Author: Nishant Vijay RADKE
Co-Author(s): Liu JIAXING, Miaoli LIN, Snehal Nishant RADKE



NOSCON
13-15, 2025 November, Mechi **2025**
27th Nepal Ophthalmic Society Annual Conference



Bridging Gaps in Eye Care
Innovations & Challenges in Nepal



conference.nos.com.np

PROGRAM BY THE DAY

DAY 0

2nd APRIL – WEDNESDAY



TOP VIDEOS

Anterior Segment - I

Judges : Saravana Bhava BALACHANDRACHARI, Harsh Vardhan GUPTA, Sudhank BHARTI, Tushar AGARWAL

Date : 02-04-2025

Time : 09:00-10:30

Hall : Brahmkamal Hall - Auditorium A

Each video is 8 mins

- 09:00 VT13 - The Silk Road: Going Places with Lenticule Extraction
Chief & Presenting author : Rushad SHROFF (S14772), Deepender CHAUHAN, Apoorva AGRAWAL
- 09:09 VT15 - Ab-Interno Schlemm's Canal Surgery-Touch, Tear and Thread Technique
Chief & Presenting author : Swati UPADHYAYA (U10130), Ms. Indira PEGU, Apurva NAGTODE, Rengaraj VENKATESH
- 09:18 VT51 - Temporary K-Pro Assisted Vitreoretina Surgery with SFIOL with Optical Penetrating Keratoplasty
Chief & Presenting author : Divya SINGH (S19171), Arun SINGHVI, Pravin JAIN
- 09:27 VT59 - Reverse 4-Throw Technique for Pupiloplasty
Chief & Presenting author : Narang PRIYA (N07608), Rhea NARANG
- 09:36 VT85 - Ooops Moments in Cataract Surgery: Handling Intraoperative Surprises
Chief & Presenting author : Kumar DOCTOR (D03945), Shivani PATNAIK
- 09:45 VT87 - Fricke Flap for Large Lower Lid Defect
Chief & Presenting author : Vivek SINGH (S24012), Md. Shahid ALAM
- 09:54 VT112 - Refractive Nightmare- When Bioptics Distorts the Optics!
Chief & Presenting author : Manpreet KAUR (K18920), J. S. TITIYAL
- 10:03 VT113 - Continuous Curvilinear Capsular Openings- the Gateway to Perfect Phacoemulsification
Chief & Presenting author : J. S. TITIYAL (T06991), Manpreet KAUR
- 10:12 VT114 - The Most Physiologic Glaucoma Surgery - Canaloplasty
Chief & Presenting author : Ganesh V. RAMAN (R09018), Abhipsa SAHU, Rohan Daniel A.J., Prem Anand CHANDRAN

FREE PAPER

Glaucoma - I

Chairperson : A. K. MANDAL, Kirti SINGH
Co-Chairperson : Sumit SACHDEVA
Convenor : Ankur SINHA
Co-Convenor : Nawab Zishan FAROOQUI, Manju R. PILLAI
Moderator : Digvijay SINGH

Date :	02-04-2025
Time :	09:00-10:30
Hall :	Brahmkamal Hall -Auditorium B

DAY 0 – WEDNESDAY

Each free paper is 5 mins

- 09:00** FP319 - IOP Estimation in Post-Keratoplasty Eyes- Comparison of Icareic200 Vs Goldmann Applanation Tonometer
Chief & Presenting author : Vishwendra SISODIA (V21534), Sunita CHAURASIA, Shalini SINGH, Sirisha SENTHIL
- 09:06** FP450 - Comparative Evaluation of AS-OCT Parameters in Patients of Angle Closure Disease Vs Normals
Chief & Presenting author : Abhyuday SAXENA (S25913), Monika ARORA, (Col) Madhu BHADURIA
- 09:12** FP651 - Interleukin18 – the Next Potential Therapeutic Target for Primary Glaucoma
Chief & Presenting author : Sushma TEJWANI (T07254), Rohit SHETTY, Arkasubhra GHOSH, Archana Padmanabhan NAIR
- 09:18** FP1074 - Impact of Contrast Sensitivity on Driving Habits in Individuals with Moderate to Severe Glaucoma
Chief & Presenting author : Navdeep KAUR (N27879), Varnika Aditi SINGH, Suresh KUMAR
- 09:24** FP1096 - Characterization of Peters Anomaly with Glaucoma: Clinical and UBM Perspectives
Chief & Presenting author : Manik SARDANA (S26334), Faisal T. T., Surinder S PANDAV, Sushmita KAUSHIK
- 09:30** FP1113 - Ultrasound Biomicroscopy - a Prognostic Tool in Pediatric Glaucoma
Chief & Presenting author : Shrushti Siddu HUNASHYAL, Ashok Kumar SINGH, Manik SARDANA, Sushmita KAUSHIK
- 09:36** FP1211 - Comparison of GCL Thickness on OCT and Perg Among High Risk Glaucoma Suspects and Healthy Controls
Chief & Presenting author : Bhawesh SAHA (S16436), Ravi KUMAR, Prerna SINHA, Jayadev NANDA
- 09:42** FP1220 - Comparative Study of POAG Patients Treated by Medical Management Versus MIGS
Presenting author : Anjali PATHAK (A29328), Chief author : Mohan SHALINI, Yogika SIHMAR, Shweta SHARMA, Namrata PATEL
- 09:48** FP1305 - Assessment of Foveal Avascular Zone (FAZ) Area Changes After Trabeculectomy in Glaucoma Patients
Chief & Presenting author : Harsha P (H26356), Nimitha NAGEEB, Bindu S. AJITH
- 09:54** FP1523 - Validity and Reproducibility of NCSM in Comparison with US for Measurement of CCT in Glaucoma
Chief & Presenting author : Gazella Bruce WARJRI (G22360), Kshama K.K., Shashi VASHISHT, Taru DEWAN
- 10:00** FP1524 - Study Comparing RNFLT and BMO-MRW Thickness Between Glaucoma and Disc Suspect Patients Using OCT
Chief & Presenting author : Saswati SEN (S14856), Aiswariya MOHANTY, Akash SIDANA, Das MATULI
- 10:06** FP1782 - Risk Stratification of Biometric Factors in Early-Onset Primary Angle Closure Disease
Chief & Presenting author : Suresh Kumar YADAV, Shikha GUPTA, Viney GUPTA, Sanjay Kumar MISHRA
- 10:12** FP2069 - Initial Experience with IStent Inject in Indian Eyes: Stratified Outcomes and Safety Analysis
Chief & Presenting author : Sahebaan Sabharwal SETHI (S15008)

10:18 - 10:23

Chhattisgarh State Ophthalmological Society (5')
Evaluation of fellow eyes in patients of Phacomorphic Glaucoma
Shubhangi SHARMA

10:24 - 10:29 Haryana Ophthalmological Society (5')
Yoga and intraocular pressure : Our experience
VAISHALI (Joint) (V29739)

Post Graduate Case Presentation

Cornea & External Eye Diseases

Moderator : Prafulla Kumar MAHARANA,
Expert Panel: Geeta BEHERA, KV SATYAMURTHY, Mukesh Kumaer TANEJA

Date :	02-04-2025
Time :	08:30-10:00
Hall :	Parijat Hall 201

Name	Topic
Vaishali	Intrastromal Wooden Foreign Body
Aakash CHOWDHARY	Posterior Polymorphous Corneal Dystrophy
Anamika CHOWDHURY	CHED
Himanshu KHANDELWAL	Theil-Behnke Corneal Dystrophy
Amirtha Varshini Venkata SUBRAMANIAN	Fungal Keratitis
Ishita KAK	Corneal Endothelitis
Samarpita DHAR	Geographical Keratitis
Naqsham MATTOO	Bilateral Corneal Hydrops
Pranoti PATIL	Hydrops after DALK
Pratheek MUPPIRISHETTI	Complications in DALK
Renukha J	Mitomycin C the resolution and the Problem
Shubham DARADE	KLEx
Tulika SRIVASTAVA	Ciprofloxacin and Corneal Deposits
Koyel BARMAN	A Case of Limbal Dermoid
Deepthi S. PRASAD	Lupus Incognito
Harnoor JOT	TPK in Fungal Keratitis
Poorva DIGE	Unexpected Twists following Refractive Surgery
Sakshi BHANDARI	Acyclovir Resistant HSV
KV Satyamurthy: Key Note Address	DSAEK

Each Presentation is 4 mins

Strabismus & Neuro-ophthalmology

Moderator : Digvijay SINGH,
Expert panel: Rohit SAXENA, Shailja TIBREWAL, Anita GANGER, Soveeta RATH

Date :	02-04-2025
Time :	10:00-11:00
Hall :	Parijat Hall 201

Name	Topic
Anahita SHROFF	Junctional Scotoma
Yeddula Venkata Rohith REDDY	Bilateral retrobulbar neuritis
Shahfra SUBHANI	Altitudinal Shadows and Peripheral Fades: Visual Field Changes in NAION
Nikita SHARMA	Pituitary Macroadenoma
Eshani	3rd Nerve Palsy
Nishi SATISH	Neurofibromatosis 2
Sameer CHAUDHARY	Sudden Vision Loss in Pineal Gland Tumor
Sanjana THOMAS	Vision loss in Tuberculous Meningitis
Keshav Kumar HOTA	orbital lymphoma masquerading orbital apex syndrome
Charul MITTAL	Skull Base Osteomyelitis and Ophthalmoplegia

Each Presentation is 4 mins

Strabismus & Neuro-ophthalmology

Moderator : Anita Ganger,
Chairperson: Suma GANESH, Bhawna Piplani KHURANA,
Renu GROVER, Rasheena BANSAL

Date :	02-04-2025
Time :	11:00-12:00
Hall :	Parijat Hall 201

DAY 0 – WEDNESDAY

Name	Topic
Chirag KALRA	Cavernous sinus meningioma
Anubha A J	Peripapillary staphyloma
Lavina PARYANI	Seronegative Ocular Myasthenia Gravis
Meghana KANDI	Wernicke's encephalopathy
Saiteja KOTHAPALLY	Anti-rabies Vaccine Induced Papillitis
Minnu Rosey RAJU	Loop myopexy using a non-absorbable suture
Tanu BHANOT	Headaches to Loss of Vision: A case of Brain Tumor affecting Optic nerve
Sharnitha R	Traumatic Optic Neuropathy
Pranjali SAHU	Nerve Sheath Tumor

Each Presentation is 4 mins

Glaucoma

Moderators : Tanuj Dada, Dewang ANGMO
Expert panel: Deven Tuli, JS Bhalla,
Sahebaan Sethi, Sagarika Patyal, Surishti Raj

Date :	02-04-2025
Time :	12:00-13:15
Hall :	Parijat Hall 201

Name	Topic
Snehitha M	JOAG
ARYA S S	Bilateral Malignant Glaucoma
DEEPAK R C	Bilateral Angle Closure
Sfurti TRIPATHI	Plateau Iris
Arun SAHI	Steroid Induced Glaucoma?
Vaisakh KR	Atypical Retinitis Pigmentosa with NVG
Rinkal GOYAL	Cyclodialysis
Hemlata UDENIA	Congenital Glaucoma & CTEV
Prince Abu AAMIR	Hypertension and Acute Angle Closure Crisis
Aashya MODI	Blebitis
Sipra BARMAN	Rising IOP: Who to Blame?

Each Presentation is 4 mins

Keynote Speaker : Benjamin Yixing Xu

Ocular Trauma & Miscellaneous

Date :	02-04-2025
Time :	13:15-14:00
Hall :	Parijat Hall 201

Moderator : Aafreen BARI
Expert panel: RS CHOUHAN, Mukesh Kumar TANEJA,
Purendra BHASIN, Pradeep KUMAR, Neetu GAGNEJA

Name	Topic
Anusua Kar	Role of Conservative Therapy in Ocular Trauma
PANKHUDI VERMA	The Mysterious Case Of Traumatic Anterior Chamber Fistula: A Blebs' Tale
Tejal Srivastava	Dislocated IOL
Arhan Dasgupta	VHL Syndrome
Gourav Lalla	Congenital Glycosylation Disorder
Uttam dhaka	Ocular Synkinesis
Babita Verma	Posterior Polar Cataract
Monika Arora	Bilateral Malignant Glaucoma-A Nightmare in the dark
Sheel Meshram	Subluxated Cataract
Manjot Kaur	Microspherophakia

Each Presentation is 4 mins

Vitreo-Retina

Date :	02-04-2025
Time :	14:00-15:00
Hall :	Parijat Hall 201

Moderator : Vaibhav SETHI
Expert panel: Rajpal, Amit KHOSLA, Avnindra GUPTA, RP SINGH,
Darius SHROFF, Siddharth MADAN

Name	Topic
Bhanupriya	BRVO
D.A.Kiruthiga	Hypertensive Retinopathy
Ishan Goyal	A case of Preeclampsia
Kritika Jain	BRVO with CRVO
P LakshmiPriyanka	Anaemic Retinopathy
Purvi Gandhi	Systemic Vasculitis with CRVO
Yukta Patel	From Hemoglobin to Hemorrhage: A Case of Thalassemic Retinopathy
B.vidhya	Lipemia Retinalis
Akshat Jain	Hand, Foot, and Mouth Disease
Bharathi Nimmanapalli	Type 2 Macular Telangiectasia with CNVM in Young Female
Deepansha Gupta	Eyes: The windows to the Leukemia
Priyanka Mohanty	From Eye to System: Lupus Retinopathy in new SLE Case
Harshitha C	CRAO

Each Presentation is 4 mins

Vitreo-Retina

Moderator : Saurabh VERMA
Expert panel: Ajay AURORA, Vinay GARODIA, Shrinivas JOSHI,
Punita SODHI, Gagan BHATIA, Santosh MAHAPATRA, Vipul Nayar

Date :	02-04-2025
Time :	15:00-16:15
Hall :	Parijat Hall 201

Name	Topic
Harshit BUDHWAR	CSR with POAG
Nishkarsh BANSAL	Glaucoma or Retinopathy?
Merin Anna RAJU	Endogenous Endophthalmitis in a patient with myasthenia Gravis treated with Rituximab
Sunanda KUMARI	When retina rebels: A case of Neovascular glaucoma in a diabetic patient
Shrini JOGALEKAR	False alarm: Choroidal Granuloma, is it?
Sushmita DESHMUKH	Subretinal Hemorrhage with RRD in IPCV
Tavish GUPTA	The Great Mimicker
Vatsala KUNWAR	A misdiagnosed case of Optic disc pit Maculopathy
Vidush RATAN	RP misdiagnosed as Retrobulbar Neuritis
Vineetha VIJAYAN	An atypical case of BEST disease
Rishab BAIRAGI	Complication of Cataract Surgery
Shruti MAHAJAN	BRAO
Shweta SINGH	Endophthalmitis in Silicone Oil Filled Eye
Nagarokini M	Hemangioma or CNVM?
Kanchita PANDEY	Takayasu Arthritis

Each Presentation is 4 mins

Uveal Disorders

Moderator : Ankur SINGH
Expert Panel: Sandeep SAXENA, Amit KHOSLA,
Rajpal, Siddharth MADAN, Vivek JAIN, Sumeet KHANDUJA

Date :	02-04-2025
Time :	16:15-17:15
Hall :	Parijat Hall 201

Name	Topic
Manisha PARMAR	A case of perpetual surprises and spontaneous resolutions
Mousumi BANERJEE	Seronegative Acute Placoid Chorioretinopathy
Raj HIRANI	Challenging case of Occlusive Vasculopathy in a neonate
Sakshi BAGDIYA	Anterior Uveitis and Ankylosis Spondylitis
Shivohn da SILVA	Herpes Zoster to VKH: Diagnostic Surprise Unravelling
Smriti RANI	Uveal Effusion Syndrome
Soumyadip MONDAL	Choroidal Granuloma
Udbuddha DUTTA	Sympathetic Ophthalmia
Neha MODANI	VKH
RUPALI	Whispers of The White Dots

Each Presentation is 4 mins

FREE PAPER

External Eye & Ocular Surface Disease - I

Chairperson : Rajshekhar VEMPARALA
Co-Chairperson : Manisha Chhabra ACHARYA
Convenor : Jayeeta BOSE
Co-Convenor : Vishwa Jyoti BAHL
Moderator : NASRIN, Deepa GUPTA

Date : 02-04-2025
Time : 09:00-10:30
Hall : Kesar Hall 202

Each free paper is 5 mins

- 09:00** FP92 - Conjunctival Autograft Harvest in Pterygium Surgery: subconjunctival Dexamethasone Versus Lignocaine
Chief & Presenting author : Vanshika KHANNA (V24060)
- 09:06** FP162 - Effectiveness of AMT and Slet in Alkali Burn Patients: a Comprehensive Analysis
Chief & Presenting author : Ankita SINGH (A23463), Monika RAJ, Balmukund AGARWAL, Sangeeta KALITA
- 09:12** FP214 - Surgical Outcomes of a Novel Staphyloma Repair Technique Using Filamentous Knitted Polyester Fabric
Presenting author : Sankha Subhra CHAUDHURI (C20213), Chief author : Salil Kumar MANDAL, Asrik MUKHOPADHYAY, Swasti SARKAR
- 09:18** FP252 - The Blink App : a Novel Artificial Intelligence Based Dry Eye Imaging and Management Modality
Chief & Presenting author : Rushad SHROFF (S14772), Apoorva AGRAWAL, Palak GUPTA, Mathew KURIAN
- 09:24** FP369 - Looking Beyond Schirmers Test in Sjögrens Syndrome
Chief & Presenting author : Sugaranjini G (S21607), Vinay S.
- 09:30** FP417 - Evaluate Effect of B12 Deficiency on Neuropathic Ocular Pain in Patients of Dry Eye Disease
Chief & Presenting author : Poonam SINGH (S17974)
- 09:36** FP548 - Topical Anti-Inflammatory Vs Artificial Tears in Dry Eye: Long Term Efficacy and Side Effects
Presenting author : Divya SRIVASTAVA (D28101), Chief author : Urmil CHAWLA, Deepshikha YADAV, Neebha ANAND, Khushboo SHEORAN
- 09:42** FP571 - Comparing a Novel Low Cost Thermal Device and Lipiflow for Treating Meibomian Gland Dysfunction
Chief & Presenting author : Nikita SHAH (S16009), Ashish AHUJA
- 09:48** FP665 - Age Stratified Analysis of Ocular Cicatricial Pemphigoid: a Retrospective Cohort Study
Chief & Presenting author : JITENDER (J19117), Dipanker DE, Byanjana BASHYAL, Barkha GUPTA
- 09:54** FP871 - A Prospective Study Comparing Different Therapeutic Regimens for Acute Adenoviral Conjunctivitis
Chief & Presenting author : Anchal THAKUR (T15528), Muskaan BANSAL, Sonam YANGZES, Amit GUPTA
- 10:00** FP878 - Meibomian Gland Dysfunction and Dry Eye Disease in Mucous Membrane Pemphigoid: a Comparative Study
Chief & Presenting author : ANJALI (A28032), Chintan Singh (MALHOTRA), Amit GUPTA, JITENDER
- 10:06** FP2066 - Corneal Concentration and Mic of Antifungals in Non-Healing Fungal Keratitis
Chief & Presenting author : Prafulla Kumar MAHARANA (M13090), Vinay PATIL
- 10:12** FP2094 - Pharmacological Modulation of Autophagy and Its Therapeutic Potential in Pathogenesis of Pterygium
Presenting author : Apeksha KATARIA (A24336), Chief author : Nandini C., Himanshu MATALIA

10:24 - 10:29

Guest talk : Choose from the Platter : Prevention of Recurrent Pterygium (7 mins)
Preethi ZINGADE

10:18 - 10:23

A. P. State Ophthalmological Society : Role of Skin Prick Test in Allergic Eye Diseases- still an Ignored Practice in INDIA
Mahathi VANKIREDDI (M16224)

AIOS-ARC PG Thesis Competition (Young Researcher Award) -Session 1

Chairperson : Mohan RAJAN
Co-Chairperson : Rahul MAYOR
Moderator : Tinku BALI
Judge : Dinesh GARG, Manisha RATHI, Mohan SHALINI, Mehta ANUJ, Rajesh JOSHI

Date :	02-04-2025
Time :	09:00-10:00
Hall :	Gulmohar Hall 302

- 09:00** ARC12 - Analysing the Predictive Value of Ocular Biometric Parameters on the Vault of Phakic Intraocular Lens
Chief & Presenting author : Kavya K (K29504)
- 09:06** ARC19 - Anatomical and Visual Outcomes of Early Versus Late Silicone Oil Removal in Primary Rhegmatogenous Retinal Detachment - a Prospective Randomized Study
Chief & Presenting author : Aishwari REVANKAR (A26225)
- 09:12** ARC25 - Comparison of Swept Source – Optical Coherence Tomography Angiography with Color Fundus Photography and Fundus Fluorescein Angiography for Detection of Lesions in Diabetic Retinopathy
Chief & Presenting author : Amit BIDASARIA (B25738)
- 09:18** ARC28 - Modulation of Conjunctival Lymphatics with Retinoic Acid and VEGF-C in Rat Model Glaucoma Surgery
Chief & Presenting author : Rhea BHARTI (R28967)
- 09:24** ARC31 - Corneal Topography Parameters Among Children with Systemic Allergic Diseases or Allergic Conjunctivitis
Chief & Presenting author : Smriti BAJPAI (S28499)
- 09:30** ARC36 - Establishing the Hereditary Patterns of Axenfeld Rieger Syndrome
Chief & Presenting author : Arnav PANIGRAHI (P25912)
- 09:36** ARC40 - Association of Cox1 and Cox2 Gene Polymorphism with Drug Treatment Response of Prostaglandin Analogue in Primary Open Angle Glaucoma
Chief & Presenting author : Sonal GUPTA (S25295)
- 09:42** ARC43 - Correlation of Thyroid Autoantibodies and Orbital Imaging in Thyroid Eye Disease
Chief & Presenting author : Anmaria DEVASSY (A29888)

Each talk is 4 mins + 2 mins Discussion

AIOS-ARC PG Thesis Competition (Young Researcher Award) -Session 2

Chairperson : Gopal Krushna DAS
Co-Chairperson : Renu DHASMANA
Moderator : Kasturi BHATTACHARJEE
Judge : Manav Deep SINGH, Ananth BHANDARY, Asim Kumar GHOSH, Priyank GARG, Urmil CHAWLA

Date :	02-04-2025
Time :	10:00-11:00
Hall :	Gulmohar Hall 302

- 10:00** ARC14 - A Comparative Study to Evaluate the Efficacy of Topical Tacrolimus with Topical Interferon Alpha 2b in the Treatment of Vernal Kerato-Conjunctivitis
Chief & Presenting author : Saurabh HARAL (H24390)
- 10:06** ARC22 - Evaluation of Changes in Interface Between Small Incision Lenticule Extraction [SMILE] and Femto Second Assisted Laser in - Situ Keratomileusis [Femto LASIK]
Chief & Presenting author : Swetha RAVICHANDRAN (S19250)
- 10:12** ARC30 - Comparison of Optical Coherence Tomography Angiography and Fundus Fluorescein Angiography in Patients with Diabetic Maculopathy
Chief & Presenting author : Anupam SINGH (S24626)
- 10:18** ARC34 - Evaluation of Sub-Foveal Choroidal Thickness and Ganglion Cell Complex Thickness in Hyperopic Anisometropic Amblyopia
Chief & Presenting author : Nishi SATISH (N26585)
- 10:24** ARC35 - A Cross Sectional Study of Anterior Chamber Angle Parameters and Biometric Parameters in Proband with Shallow Anterior Chamber and Their Siblings at a Tertiary Care Centre in Eastern INDIA
Chief & Presenting author : Anita SANKHLA (A25439)
- 10:30** ARC38 - Optical Coherence Tomography Changes in Retina Among Patients Receiving Anti Tubercular Treatment
Chief & Presenting author : Asmita PRADHAN (A25009)
- 10:36** ARC45 - To Compare the Ability of Thickness Map, deviation Map and Clock Hour Map of Spectral Domain Optical Coherence Tomography to Detect Retinal Nerve Fibre Layer Defects in Eyes with Early Glaucoma
Chief & Presenting author : Flonny C SUNNY (F29940)
- 10:42** ARC48 - Impact of Customized Ocular Prostheses on Health Related Quality of Life in Patients with Empty Socket: Questionnaire Based Study
Chief & Presenting author : Samiksha BANSOD (S27607)

AIOS-ARC PG Thesis Competition (Young Researcher Award) - Session 3

Date :	02-04-2025
Time :	11:00-12:00
Hall :	Gulmohar Hall 302

Chairperson : Ranjit GOENKA
Co-Chairperson : Ramlal SHARMA
Moderator : Anagha HEROOR
Judge : O.K. RADHAKRISHNAN, Sanjeev Kumar MITTAL, Sharma Ashok KUMAR, Gopal S. PILLAI, Ritesh SINGLA

- ARC11** - Evaluate the diagnostic efficacy of 24-2C swedish interactive thresholding algorithm faster visualfield test grid in different stages of glaucoma
Chief & Presenting author : Meenakshi DOGRA (M29611)
- ARC15** - Pilot Study Comparing Serum and Vitreous Biomarkers in Patients of Type 1 and Type 2 Diabetes Mellitus with Diabetic Retinopathy
Chief & Presenting author : Vineet Kumar BATWANI (B25919)
- ARC27** - Study of Refractive Changes in Pediatric Myopes & Its Relation with Corneal Biomechanics, Tomography
Chief & Presenting author : Jananee RAJENDRAN (J24754)
- ARC32** - Ocular Profile in Children with Acute Leukemia Pre- and Post-Chemotherapy: a Longitudinal Study
Chief & Presenting author : Anmol KAR (K29219)
- ARC41** - A Clinical Study on Predisposing Factors, Ocular Manifestations, Diagnosis and Management of COVID 19 Associated Rhino Orbital Cerebral Mucormycosis
Chief & Presenting author : Sai Nikhita MORSA (S28020)
- ARC46** - Effect of Hemodialysis on Anterior Segment Parameters in Patients with End Stage Renal Disease
Chief & Presenting author : Kalyani LOHOKARE (K29848)
- ARC47** - Comparing Efficacy of Preservative Free Fluconazole Versus Voriconazole Combed with Natamycin in Deep Filamentous Fungal Corneal Ulcer
Chief & Presenting author : GAURAV VERMA (V28674)

AIOS-ARC PG Thesis Competition (Young Researcher Award) -Session 4

Date :	02-04-2025
Time :	12:00-13:00
Hall :	Gulmohar Hall 302

Chairperson : Madhukar REDDY
Co-Chairperson : Rajalingam VAIRAGYAM
Moderator : Deepak MISHRA
Judge : Sujata Sanjay CHAHANDE, Jayanta Kumar DAS, Vikas KANAUIA, Sudhir KUMAR, Anil TANWAR

- ARC3** - Changes in Astigmatism and Higher Order Aberrations of Total, Anterior and Posterior Corneal Surface After 2.2mm and 2.8mm Incision Cataract Surgery
Chief & Presenting author : Neha YADAV (N25000)
- ARC5** - Analysis of Bruch's Membrane Opening Minimum Rim Width for Detecting Glaucoma in Myopic Eyes
Chief & Presenting author : Jeyapriya T (J25814)
- ARC7** - Effect of Hypertension on Intraocular Pressure, Retinal Nerve Fibre Layer Thickness, Visual Fields and Ocular Blood Flow
Chief & Presenting author : Salwa KAIDAKATH (S26554)
- ARC8** - A Prospective Study Evaluating the Diagnostic Efficacy of a Crispr/cas12a-Based Based Diagnostic Platform for Fungal Endophthalmitis
Chief & Presenting author : Sumayya M K (S25595)
- ARC17** - Conventional Versus Early Silicone Oil Removal Following Vitrectomy for Rhegmatogenous Retinal Detachment
Chief & Presenting author : Prapti CHHEDA (P22232)
- ARC20** - Artificial Intelligence in Diagnosing Congenital Corneal Opacities
Chief & Presenting author : Ananya Jayanand KAGINALKAR (A25529)
- ARC21** - Clinical Spectrum and Its Association with Recovery Patterns in Patients with Acquired Isolated Ocular Motor Nerve Palsies
Chief & Presenting author : Disha AGARWAL (D25720)

AIOS-ARC PG Thesis Competition (Young Researcher Award) - (Finals)

Chairperson: Lahane Tatyrao PUNDLIKRAO
Co-chairpersons: Hina KAUSER
Moderator: Shrinivas M. JOSHI
Judges: Jyotirmay BISWAS, Subhash DADEYA, Ashi KHURANA,
Sarita BERI, Taru DEWAN, T.S.SURENDRAN, Anand RAJENDRAN

Date :	02-04-2025
Time :	14:00-15:30
Hall :	Gulmohar Hall 302

DAY 0 – WEDNESDAY

Training the Teachers Program (a Joint Initiative of ARC-AIOS, OFEC and YOSI)

Chairperson: Meenakshi SWAMINATHAN
Co-chairperson: Diva Kant MISRA , Karl GOLNIK, Prashant BAWANKULE

Date :	02-04-2025
Time :	09:00-09:30
Hall :	Javakusum Hall 303

- | | | |
|----|---|-------------------------|
| 1. | 09:00. Welcome and Introduction of Faculty, Participants and Program Overview - 05 Mins | : Meenakshi SWAMINATHAN |
| 2. | 09:05. Why is TTT Important to ARC? - 05 Mins | : Prashant BAWANKULE |
| 3. | 09:10. OFEC'S Commitment to Training the Trainers - 05 Mins | : Karl GOLNIK |
| 4. | 09:15. YOSI is Here to Help Shape the Educators of Tomorrow. Opening Remarks - 05 Mins | : Diva Kant MISRA |

Queries and Clarification - 10 Mins

Workshop 1 : Teacher's Toolbox for the Busy Clinician/educator

Moderator : Pranesh BALASUBRAMANIAN
Panelists : Karl GOLNIK, Deepak MISHRA , Prashant GARG , Srinivas JOSHI, Prasanna VENKATESH, Apoorva AYACHIT

Date :	02-04-2025
Time :	09:30-11:00
Hall :	Javakusum Hall 303

1. **09:30.** Mindmaps: is It the Future of Learning? - 10 Mins : **Pranesh BALASUBRAMANIAN**
2. **09:40.** Interactivity in the Classroom and Audience Response Systems: Tips and Tricks - 15 Mins : **Helena FILIPE**
3. **09:55.** Flipped Classroom: the Aravind Way - 10 Mins : **Prajna N.V.**
4. **10:05.** AI for the Educator: the Time is Now - 10 Mins : **Prashant GARG**
5. **10:15.** Using Public Speaking Skills to Teach - 10 Mins : **Kaushik MURALI**

Audience Questions and Discussion by the Panel 15 Mins

Keynote Lectures

1. **10:25.** What modern fellows should Pickup in fellowship - 10 Mins : **Rohit SHETTY**
2. **10:35.** Alchemy of Excellence: Transforming Good Into Excellence - 10 Mins : **Avinash PATHANGAY**

Workshop 2 : How Good is My Trainee? Candidate Assessment and Feedback

Moderator : Karl GOLNIK
Panelists : Helena FILIPE, Parikshit GOGATE , Kasturi BHATTACHARJEE, Kaushik MURALI , Avinash PATHANGAY , Prabhat NANGIA

Date :	02-04-2025
Time :	11:30-13:10
Hall :	Javakusum Hall 303

1. **11:30** Evaluation of Clinical Skills in a Busy Program and OCEX Practice - 10 Mins : **Meenakshi SWAMINATHAN**
2. **11:40** Is My Trainee Surgically Competent to Step Out Into the World? Assessment of SurgicalSkills and OSCAR Practice - 15 Mins : **Haripriya ARAVIND**
3. **11:55** Program Accreditation at the Sceph: from Dream to Reality - 10 Mins : **Sima DAS**
4. **12:05** Essential Steps in Setting up an Efficient and Effective Wetlab for Surgical Training of PG's - 10Mins : **Deepak MISHRA**
5. **12:15** Time for Honesty: Giving Feedback to Your Trainee - 10 Mins : **Karl GOLNIK**

Audience Questions and Discussion by the Panel 15 Mins

Keynote Lectures

1. **12:25** Summit Story: How Does RPC Get the Best Out of the Residents Year After Year? -10 Mins : **Radhika TANDON**
2. **12:35** Simulation Based Surgical Training in India: a Reality Now? - 10 Mins : **Akshay NAIR**
3. **12:45** Expert Comments and a Global Perspective 10 Mins : **Helena FILIPE**

Workshop 3 : Hot Debates in Ophthalmic Education

Date :	02-04-2025
Time :	13:45-16:30
Hall :	Javakusum Hall 303

Moderator : Rashmin GANDHI, Akshay NAIR
Panelists : Ashok Kumar GROVER, Anagha HEROOR, Tinku BALI, Diva Kant MISHRA, Krishna PRASAD R., Radha ANNAMALAI, Sripriya KRISHNAMOORTHY, Aruna ARUMUGAM

Keynote Lectures

1. **13:45** - AIOS Makes Strides in Ophthalmic Education and Educators in INDIA - 10 Mins **Santosh HONAVAR**
2. **13:55** - Changing the Ophthalmic Education Landscape Globally: Ophthalmology Foundation at Your Service - 10 Mins **Karl GOLNIK**

Debate - 1

1. **14:05** - Refraction Training for Pgs is a Waste of Time - 5 Mins VS **Prasanna VENKATESH**
2. **14:10** - Refraction is the Bread and Butter of Ophthalmology - 5 Mins **Nupur GOEL**
Krishna PRASAD. R

14:15 - Comment 5 Mins

Discussion 5 Mins

Keynote Lecture

1. **14:20** - How to Be an Effective Mentor to Your PGS - 10 Mins **Ashok GROVER**

Debate - 2

1. **14:30** - Simulation Based Ophthalmic Surgical Training is the Future 5 Mins VS **Sankaranathan RAVILLA**
2. **14:35** - Conventional Time-Tested Surgical Training is the Best 5 Mins **Sonal KALIA**
Parikshit GOGATE

14:40 - Comment 5 Mins

Discussion 5 Mins

Debate - 3

1. **14:45** - Subspecialty Surgical Training is a Waste of Time for PGS as Everyone Does a Fellowship 5 Mins VS **Apoorva AYACHIT**
2. **14:50** - Subspecialty Surgical Training Makes Them a Better Ophthalmologist 5 Mins **Narayanan BALAKRISHNAN**
Sripriya KRISHNAMOORTHY

14:55 - Comment 5 Mins

Discussion 5 Mins

Keynote Lecture

1. **15:00** - My Journey as a Teacher - 10 Mins **Namrata SHARMA**

Debate - 4

1. **15:10** - Every PG Thesis Should Be Published 5 Mins VS **Subashini K**
2. **15:15** - Thesis Publication with Caution: Who Knows If Thesis Data is Honest 5 Mins **Anujeet PAUL**
15:20 - Comment 5 Mins
Discussion 5 Mins **Sheetal SAVUR**

Keynote Lecture

1. **15:25** - Catching Them Young: How to Get Your PG to Start Publishing During Their Residency - 10 Mins **Vishali GUPTA**

Concluding Remarks: (10 Mins) - Karl GOLNIK, Diva Kant MISHRA, Prashant BAWANKULE

Think Under The Apple Tree Session 1

Date :	02-04-2025
Time :	09:00-10:00
Hall :	Champa Hall 304

Chairperson: Chitra RAMAMURTHY
Co-chairpersons: Elankumaran PASUPATHI
Moderator: Kasturi BHATTACHARJEE
Judges: Santosh AGRAWAL, Mukesh TANEJA, Abdul WARIS, Jatinder BALI, Inder Mohan RUSTAGI

- 09:00 Universal Integrated Electronic Eyedrop sleeve: A novel compliance monitoring system for Glaucoma patients. (04 Mins) : Neeraj A. ISRANI
- 09:08 Insight VR IOL Simulator: Experience the Future (04 Mins) : Anahita SHROFF
- 09:12 Visual rehabilitation a hope in hopeless conditions of eye diseases when vision couldn't be restored by any means such as medicinal and surgery refraction or even lasers (04 Mins) : Ashwini KUMAR
- 09:18 Perkins Appplanation – An Ergonomic Approach (04 Mins) : Anamika PAUL
- 09:24 A Novel Ultrasonic Intraocular Lens (IOL) Cutting Tip and IOL Holding Forceps (04 Mins) : Neha DHOLAKIA
- 09:30 Crabtree Effect as a parallel pathogenetic pathway in Diabetic Retinopathy (04 Mins) : Vignesh ELAMURUGAN
- 09:36 Modified (DIY)TUG machine (04 Mins) : Mukesh Hargovind DAS Dholakia
- 09:42 Bringing Perimetry to Life: Immersive Visual Field Animations and 3D-Printed Models for Patient Comprehension (04 Mins) : Prasanna Venkatesh RAMESH
- 09:48 A Study of Serum electrolytes in patients with Senile cataract (04 Mins) : Anita KUMARI

02 Mins Discussion for Each Presentation

Think Under The Apple Tree Session 2

Date :	02-04-2025
Time :	10:00-11:00
Hall :	Champa Hall 304

Chairperson: Birendra Prasad KASHYAP
Co-chairpersons: Rajan GUPTA, Aniruddha MAITI
Moderator: Anagha HEROOR
Judges: Manisha NADA, Nilesh MOHAN, Dhanashree RATRA, Bhavana SHARMA, Prashant Somesh AGNIHOTRI

- 10:00 Tunnel and track technique of GDD tube placement (04 Mins) : Ganesh V RAMAN
- 10:06 Retinopathy of Prematurity: On mobile (04 Mins) : Jitendra JETHANI
- 10:12 ...the day my 'standby' phacomachine broke down...Clear corneal 2.8 mm MSICS (04 Mins) : Jayaprasad BHASKARAN
- 10:18 Toric Error Analyzer : Narendra Singh VERMA
- 10:24 Critical Insights, No Needles: The Future of Blood Monitorings difficult to say (04 Mins) : ESHANI
- 10:30 A New Design Flawless Eye Speculam For Eye Surgeries (04 Mins) : Atul Vijay SONAWANE
- 10:36 Illuminate the concealed; An innovative method for identifying Schlemm's canal (04 Mins) : Bhawesh Chandra SAHA
- 10:42 Vitreous lavage in upright position- An innovative topical air fluid exchange (AFE) for recurrent vitreous hemorrhage (VH) post vitrectomy. (04 Mins) : Harshal SAHARE
- 10:48 Bridging the Iris : Precision Repair; Restored Vision (04 Mins) : Shruthi Devi S

02 Mins Discussion for Each Presentation

Think Under The Apple Tree Session 3

Chairperson: Satyajit SINHA
Co-chairpersons: Gauri Sankar GOGOI, Shirish Vishwasrao THORAT
Moderator: Deepak MISHRA
Judges: Pangarkar A.V., Dinesh GARG, Mahesh Kumar SOMANI, Manisha AGARWAL, Sanjay Kumar Daulat THAKUR

Date :	02-04-2025
Time :	11:00-12:00
Hall :	Champa Hall 304

DAY 0 – WEDNESDAY

- 11:00** A Novel Device for an Effortless, Reliable, Stress-Free Rhexis in Intumescent Cataracts (04 Mins) : **Chaitanya ANKEM**
- 11:06** TACTEYELE (04 Mins) : **Prithvi CHANDRAKANTH**
- 11:12** Double Flange Technique for Iridodialysis Repair (04 Mins) : **Anjali KHADIA**
- 11:18** Breakdown of natural defence residing in meibomian fats is the cause of seasonal trends of corona virus infection (04 Mins) : **Parthasarathi ROY**
- 11:24** ROP-SSTS: Retinopathy of Prematurity Screening - Sankara - Skill Transfer System (04 Mins) : **Virangi DOSHI**
- 11:30** Restoring Vision with Scleral Fixation of Toric IOL in Complex Trauma Cases (04 Mins) : **Gulam Ali KAMDAR**
- 11:36** Low Cost Practice Module for Vitrectomy and Intravitreal injections (04 Mins) : **Pranshu GOEL**
- 11:42** IMPACT OF ULTRAVIOLET C LIGHT FOR THE MANAGEMENT OF INFECTIOUS KERATITIS (04 Mins) : **Bhoomi CHANDARANA**
- 11:48** Comparative study of conventional eye drop versus novel vaporized spray of cycloplegic-mydratic protocol in Indian paediatric cohort (04 Mins) : **Shruti NISHANTH**
- 11:54** UVEOSCOPE – A Smart App for Investigating and Diagnosing Uveitis (04 Mins) : **Anju KURIAKOSE**

02 Mins Discussion for Each Presentation

Think Under The Apple Tree Session 4

Chairperson: Chitra RAMAMURTHY
Co-chairpersons: Ashok Kumar NANDA
Moderator: Shrinivas M. JOSHI
Judges: Santosh BHIDE, Quresh B. MASKATI, Ragini Hasmukhray PAREKH, K. SHYAMSUNDAR, Rajiv Kumar GUPTA

Date :	02-04-2025
Time :	12:00-13:00
Hall :	Champa Hall 304

- 12:00** SynoptoPhone - 3D Pocket Smartphone Stereoacuity Test (04 Mins) : **John Davis AKKARA**
- 12:06** Hybrid keratoplasty Combined DALK and PKP for extreme ectasia in post- graft advanced Keratoconus (04 Mins) : **Ashok SHARMA**
- 12:12** The Minimalist Approach (04 Mins) : **Aniket GINODIA**
- 12:18** Quantification of Strabismus Using Deep Learning (04 Mins) : **Savleen KAUR**
- 12:24** 3D-Digital" Video Indirect Ophthalmoscope & Oculoscope- Design Concept and Proof of Concept (04 Mins) : **Raju SAMPANGI**
- 12:30** Prescr(EYE)be : A Do It Yourself E-LOG ATLAS for PG's/Fellow's (04 Mins) : **Brinda.K**
- 12:36** Novel technique for efficient cutting of Intraocular lenses (IOL's) using phacoknife and it's invitro effectiveness (04 Mins) : **Prateek SEHRAWAT**
- 12:42** Point of care test to identify nonresponders to anti VEGF injections (04 Mins) : **Gopal S PILLAI**
- 12:48** Impression cytology for suspicious ocular surface lesions: A Modified Method (04 Mins) : **Shital NANNAWARE**
- 12:54** Modified Purse-String Suturing Technique for Amniotic Membrane Grafts (04 Mins) : **Shweta WALIA**

02 Mins Discussion for Each Presentation

Think Under The Apple Tree Session 5

Date :	02-04-2025
Time :	13:00-14:00
Hall :	Champa Hall 304

Chairperson: Mohan RAJAN
Co-chairpersons: Santosh MAHAPTRA
Moderator: Tinku BALI
Judges: Vaishali Lalit UNE, Nand Kishore K.B., Vineet RATRA, Sreeni EDAKHLON, Sunaina MALIK

1. **13:00** Development of a predictive model for achieving zero failure rate in macular hole surgery. (04 Mins) : **Kanwaljeet Harjot MADAN**
2. **13:06** Biological cleansing of ocular surface for collagen regeneration (04 Mins) : **Deepthi R H**
3. **13:12** LidLift - Your Slit Lamp Assistant (04 Mins) : **Rohan MADAN**
4. **13:18** D.eye.gram: A foldable Stencil (04 Mins) : **Hirika Vipul GOSALIA**
5. **13:24** The Role of Lid hygiene on Ocular Immunology (04 Mins) : **Panaah SHETTY**
6. **13:00** Anatomical and visual outcomes of early versus conventional silicone oil removal in primary rhegmatogenous retinal detachment - a prospective randomised study (04 Mins) : **Aishwari REVANKAR**
7. **13:36** Breakthrough in Pediatric Retinal Imaging: Non-Invasive MIOCT with Exo-Illumination (04 Mins) : **Ankur SINGH**
8. **13:42** When Your Assistant Is Just a Rather Very Intelligent System: AI-Powered Voice Control Revolutionizing Operating Rooms (04 Mins) : **Chaitanya Aravind ANKEM**
9. **13:48** PTERYGO BCL - Zero Recurrence Zero Complications zero glue zero stitch Pterygium Surgery (04 Mins) : **Arvind Kumar MORYA**

02 Mins Discussion for Each Presentation

Think Under The Apple Tree Session (Final)

Date :	02-04-2025
Time :	14:30-16:00
Hall :	Champa Hall 304

Chairperson: Ragini Hasmukhray PAREKH
Co-chairpersons: Harshul TAK
Moderator: Kasturi BHATTACHARJEE
Judges: Barun Kumar NAYAK, Nirupama KASTURI, Rupesh AGRAWAL, Bibhuti SINHA, Rohit SHETTY

FREE PAPER

Cataract - I

Chairperson : Vanaja VAITHIANATHAN, Noshir Minoo SHROFF
Co- Chairperson : Vinod RAI
Convenor : Subodh Kumar AGARWAL
Co-Convenor : Parul M. SHARMA
Moderator : Bhupesh SINGH, Jasmita POPLI

Date :	02-04-2025
Time :	09:00-10:30
Hall :	Neelkamal Hall 305

DAY 0 – WEDNESDAY

Each free paper is 5 mins

- 09:00** FP29 - Comparison of Clinical Parameters in 2 Different IOP Setting on Active Sentry in Cataract Surgery
Chief & Presenting author : Wavikar Chandrashekar MURLIDHAR (W06171), Gargi WAVIKAR, Mamta TANNA
- 09:06** FP382 - Hydro Free Mechanical Delamination – a Novel Surgical Technique in PPC-A Retrospective Analysis
Chief & Presenting author : Shreesha Kumar K. (K10064), Tamlarasasi S.
- 09:12** FP622 - A New Technique of Needle Assisted Intrasceral Haptic Fixation in Scleral Fixated IOL (Sf IOL)
Chief & Presenting author : Abhijit Kumar HANDIQUE (H06357), Arundhati TAMULI
- 09:18** FP1107 - Capsular Convexity and Capsulorrhesis Challenges in Intumescent Cataract Post-Nd:Yag Laser on As-OCT
Chief & Presenting author : Apurva BANSOD (A27113), P. Rohitha NAYAK, Naren SHETTY
- 09:24** FP1291 - Rhexor: Innovative Design for Fast and Accurate Continuous Curvilinear Capsulorrhesis
Chief & Presenting author : Shihail JINNA (J25172), Swapna NAIR
- 09:30** FP1371 - Metallic Intraocular Foreign Bodies Following Torsional Phacoemulsification Surgery
Chief & Presenting author : Prabhjot SINGH (S26439), Jyothi NANDANAN, Vikas AMBIYA
- 09:36** FP1442 - 'Rein the Haptics' - Innovative Approaches to Overcome IOL Implantation Setbacks in Cataract Surgery
Chief & Presenting author : Nandita MANJUNATH (N28353), Prabhu KRISHNA, Josephine Christy S
- 09:42** FP1793 - Clinical Trial-Sewingneedle Microcapsulotomy Vs Smallneedle Aspiration to Avert Argentinianflag Sign
Chief & Presenting author : Arvind Kumar MORYA (M17612), Soujanya VELAMPALLI, Sahithi EERETI, Arvind Kumar MORYA
- 09:48** FP2121 - Four Flanges for Second Sight-Outcomes of a Novel Technique for Scleral Fixation of IOL in Aphakia
Chief & Presenting author : Shreeya HINGE (S26408), Mouttapa FREDRICK, Vivekanandan V R
- 09:54** FP2257 - Torsional C Chop Technique
Chief & Presenting author : Mishra GAURAV (M08074)
- 10:00** FP2270 - Trishool the Triple Edge Wedge Chopper to Crack and Break Mature Hard Cataract
Chief & Presenting author : Rajendra PRASAD (P14714)
- 10:06** FP2279 - New Generation Pupil Expansion Device "I-Nova"
Chief & Presenting author : Jebinth BRAYAN (B17187), Chinmay MAHATME, Kalpana NARENDRAN, Siddharth NARENDRAN
- 10:12** FP2346 - Indian Design to Prevent Argentinian Sign in Intumescent Cataract
Chief & Presenting author : Jatinder Singh BHALLA (B05506)
- 10:18** FP2434 - Sickle Chop - a New Technique of Nuclear Chop
Chief & Presenting author : Srishti Khullar (S24271)

10:24 - 10:29

Ophthalmological Society of West Bengal : Clinico-Microbiological Profile of Post Cataract Surgery Endophthalmitis and Role of Polymerase Chain Reaction in the Management: a Report from Eastern INDIA
Pragati PAUL (P28742)

FREE PAPER

Diabetic Retinopathy & Medical Retina - I

Chairperson : Rajpal VOHRA
Co- Chairperson : Mallika GOYAL
Convenor : Ahuja Vijay KUMAR
Co-Convenor : Kanwaljeet Harjot MADAN
Moderator : Debasis BAIKAGI, Gagan BHATIA

Date : 02-04-2025
Time : 09:00-10:30
Hall : Suryamukhee Hall 401

Each free paper is 5 mins

- 09:00** FP62 - Diabetic Retinopathy Microbiome-INDIA Study. an Ongoing Nation-Wide Study
Chief & Presenting author : Brijesh TAKKAR (T14584), Souvik MUKHERJEE, Taraprasad DAS
- 09:06** FP167 - Seeing Beyond: the Role of Color Doppler in Diabetic Vascular Health
Chief & Presenting author : Aakriti AGARWAL (A27324), Vishnu Swarup GUPTA, Monika KAPUR, Taskin KHAN
- 09:12** FP332 - Monocyte to High-Density Lipoprotein Cholesterol Ratio as a Marker of Diabetic Retinopathy
Chief & Presenting author : Soumyadip MONDAL (M27867), Sanjay Kumar Daulat THAKUR
- 09:18** FP999 - Ocular Blood Flow as a Pre-Clinical Marker in Diabetic Retinopathy
Chief & Presenting author : Gariyashee LAHKAR (G23842), Gogoi Rajendra NATH, Jawahar Jyoti KULI
- 09:24** FP1111 - Revealing the Epigenetic Landscape: Elisa-Based DNA Methylation Analysis in Diabetic Retinopathy
Chief & Presenting author : SHAISTA (S29057), Dimple THACKER, Waris ABDUL
- 09:30** FP1194 - Biomechanical Compression on Neurovascular Unit at Lamina Cribrosa Potentiates Diabetic Retinopathy
Chief & Presenting author : Sandeep SAXENA (S05323), Levent AKDUMAN, Malvika SINGH
- 09:36** FP1416 - Serum Pro-Bnp as a Biomarker for Severity of Diabetic Retinopathy
Chief & Presenting author : Shivani CHATURVEDI (S26178), Sandeep SAXENA
- 09:42** FP1743 - Disorganization of the Retinal Inner Layers (Dril)? a Reliable Predictor in Diabetic Macular Edema
Chief & Presenting author : Sneha BUDANIA (S26039), Shweta VERMA, anu SEHRAWAT, Rajshekhar VEMPARALA
- 09:48** FP1967 - Exploring Systemic Inflammatory Markers' Correlation with OCTA Changes in Diabetic Macular Edema
Chief & Presenting author : Anshika BENSALA (A29030), Anju RASTOGI, Ketaki RAJURKAR, (Mrs.) Meenakshi THAKAR
- 09:54** FP2135 - Association of Ganglion Cell-Inner Plexiform Layer Thickness and Nerve Conduction Study in Diabetics
Chief & Presenting author : Nimisha KAUSHAL (N27216), Rajshekhar VEMPARALA, Neera CHAUDHRY, Neha Chawla GULIANI
- 10:00** FP2335 - Optic Disc Pit Maculopathy and Coloboma – a Rare Association
Presenting author : Renuka J (R29222), Chief author : Sony SINHA, Roshan KUMAR
- 10:06** FP2537 - Exploring the Triglyceride–glucose Index and Its Impact on Retinopathy in Type 2 Diabetes Mellitus
Chief & Presenting author : Sangeetha. T (S19904), Ramachandra Himateja. C
- 10:12** FP2617 - Fundus Fluorescein Angiogram Using Ultrawide Field Green Autofluorescence Filters
Chief & Presenting author : Karthikeya R (K19483), Nawazish SHAIKH, Barsha SARMA, Vipul SINGH

10:18 - 10:23

Punjab Ophthalmological Society (5')
To Study Aqueous Humor Vascular Endothelial Growth Factor Concentration Using Elisa Immunoassay in Diabetics with Diabetic Retinopathy Vs Diabetics Without Diabetic Retinopathy
Supreet RAI

Hyde Park

Community / Social Ophthalmology + Comprehensive Ophthalmology

Chairperson :	Lalit Kumar NEPALIA
Co- Chairperson :	Anup Kumar GOSWAMI
Convenor :	Suraj Singh SENJAM, Pandey Satish CHANDRA
Co-Convenor :	Vivek GUPTA, Waris ABDUL
Moderator :	Aneeta JABBAR

Date :	02-04-2025
Time :	09:00-10:00
Hall :	Palash Hall - Grand Ball Room A

DAY 0 – WEDNESDAY

Each Presentation is 4 mins

- 09:00** FP338 - Effects of Nd:yag Laser Capsulotomy on Intraocular Pressure and Anterior Chamber Depth
Chief & Presenting author : Gautam JAIN (J23519), Jyoti DESWAL, Ashok RATHI, Rajendra Singh CHAUHAN
- 09:05** FP686 - Rhino-orbito-cerebral Mucormycosis: a 2-year Experience at a Tertiary Care Center
Chief & Presenting author : Shital NANNAWARE (S26287), Shital NANNAWARE
- 09:10** FP739 - Surgical Outcomes of Cataract Surgery in Rural Hospital in Khekra, Bagpat District, Uttar Pradesh
Chief & Presenting author : Malik Praveen KUMAR (M06050), Manju Jain VERMA, Shalini BANSAL, Ruma GUPTA
- 09:15** FP981 - Magnitude of Cataract in INDIA: a Review
Chief & Presenting author : Mugdha JAIN , Malik Praveen KUMAR, Ruma GUPTA, Manju Jain VERMA
- 09:20** FP1170 - Ocular Profile Among Bus Drivers and Conductors
Presenting author : Sarnitha RAJENDRAN (S29607), Chief author : RADHIKA, Vaishnavi Suresh DHAGE, Sarnitha RAJENDRAN, Gajanan CHANNASHETTI
- 09:25** FP1260 - A Case of Marfan Syndrome with Microcornea & Retinitis Pigmentosa in 28 Years Old Male
Chief & Presenting author : Sneha TIWARI (S22029)
- 09:30** FP1262 - Role of B-Scan Ultrasound in Preoperative Evaluation of the Posterior Segment in Dense Cataracts
Chief & Presenting author : Vanaja LAKKAM (V29582), Madhuri KURAKULA, Pandurang JADHAV
- 09:35** FP1286 - Saving Sight: a Coastal Karnataka Hospital's Insightful Look at Ophthalmology Incident Reporting
Chief & Presenting author : Sheetal SAVUR (S11571)
- 09:40** FP1948 - Khoda Pahad, Nikla Chuha !
Chief & Presenting author : Devika JOSHI (J17353), Dharti PUNJABI, Vishakha SANGEWAR
- 09:45** FP2182 - Study of Fellow Eye in Unilateral Pseudophakic Patients with Good Visual Acuity in a Tertiary Center
Chief & Presenting author : Mustafa MAKDA (M29419), Somen MISRA
- 09:50** FP2373 - Vartalap: a Novel Counseling Based Approach for Quality Eye Care
Chief & Presenting author: Indrayudh BANDYOPADHYAY (B28249), Tanveer AHMED

EyeShala - Session 1

Chairpersons: Virender S SANGWAN, Ritu ARORA, Rajesh FOGLA
Moderators: Rashmi DESHMUKH, Anu MALIK
Convenor: Banka Megha AJAY

Date :	02-04-2025
Time :	09:00-11:00
Hall :	Palash Hall - Grand Ball Room B

- | | |
|--|----------------------|
| 1. 09:00 Approach to Pterygium - 15 + 5 min | : Rajesh FOGLA |
| 2. 09:20 Limbal Stem Cell Deficiency - Diagnosis, Classification and Management - 15 + 5 min | : Virender S SANGWAN |
| 3. 09:40 Bacterial Keratitis - Diagnosis and Management - 15 + 5 min | : Prashant GARG |
| 4. 10:00 Fungal Keratitis - Diagnosis and Management - 15 + 5 min | : Venkatesh PRAJNA |
| 5. 10:20 Ectatic Corneal Disorders - Management Algorithm - 15 + 5 min | : Rashmi DESHMUKH |
| 6. 10:40 Lamellar Corneal Surgeries - An Overview - 15 + 5 min | : Namrata SHARMA |

EyeShala - Session 2

Chairpersons: Mahipal S SACHDEV, Harsh KUMAR, Arup CHAKRABARTI
Moderators: Sushmita KAUSHIK, Shweta TRIPATHI
Convenor: Ashwitha ALVA

Date :	02-04-2025
Time :	11:00-13:20
Hall :	Palash Hall - Grand Ball Room B

- | | |
|---|-----------------------|
| 1. 11:00 Refractive Surgeries - How to Triage a Patient for an Appropriate Procedure - 15 + 5 min | : Krishnaprasad KUDLU |
| 2. 11:20 Calculation of IOL Power - What is New? - 15 + 5 min | : Arup CHAKRABARTI |
| 3. 11:40 Recent Advances in Cataract Surgery - 15 + 5 min | : Mahipal S SACHDEV |
| 4. 12:00 Premium IOLs - An Overview - 15 + 5 min | : Chitra RAMAMURTHY |
| 5. 12:20 Medical Management of Glaucoma - Newer Drugs - 15 + 5 min | : Tanuj DADA |
| 6. 12:40 Approach to Congenital and Developmental Glaucoma - 15 + 5 min | : Anil K MANDAL |
| 7. 13:00 Minimally Invasive Glaucoma Surgeries - An Update - 15 + 5 min | : Sushmita KAUSHIK |

EyeShala - Session 3

Chairpersons: Santhan GOPAL, Vishali GUPTA, Rashmin GANDHI
Moderators: Ruchi GOEL, REBIKA
Convenor: Farnaz KAUSER

Date :	02-04-2025
Time :	14:00-17:30
Hall :	Palash Hall - Grand Ball Room B

- | | |
|--|--|
| 1. 14:00 Endophthalmitis - Current Management Protocol - 15 + 5 min | : Taraprasad DAS |
| 2. 14:20 Retinal Vascular Occlusions - Preferred Practice - 15 + 5 min | : Prashant BAWANKULE |
| 3. 14:40 Vitreoretinal Interface Disorders - 15 + 5 min | : Shrinivas M. JOSHI |
| 4. 15:00 Infective Retinal and Choroidal Disorders - Diagnosis and Management - 15 + 5 min | : Vishali GUPTA |
| 5. 15:20 Congenital Ptosis - Evaluation and Management - 15 + 5 min | : Fairouz PM |
| 6. 15:40 Lacrimal Surgeries - An Overview - 15 + 5 min | : Ruchi GOEL |
| 7. 16:00 Approach to an Orbital Tumor - 15 + 5 min | : Santosh G HONAVAR |
| 8. 16:20 Logical Approach to a Patient with Disc Edema and Pallor - 15 + 5 min | : Rashmin GANDHI |
| 9. 16:40 Understanding Complex Strabismus - 15 + 5 min | : Pradeep SHARMA |
| 10. 17:00 Childhood Myopia - Recent Concepts - 15 + 5 min | : Rohit SAXENA |
| 11. 17:20 Concluding Remarks - 10 min | : Namrata SHARMA,
Santosh G HONAVAR |

FREE PAPER

Ocular Pathology / Ocular Oncology and Tumors - I

Chairperson : Anju RASTOGI
Co-Chairperson : Lakshmi MAHESH, Ruchi GOEL
Convenor : Rituraj BARUAH, Seema SEN
Co-Convenor : Rachna MEEL

Date :	02-04-2025
Time :	09:00-10:30
Hall :	Palash Hall - Grand Ball Room C

DAY 0 – WEDNESDAY

Each free paper is 5 mins

- 09:00** FP30 - Electroretinographic Changes Before and After Intravenous Chemotherapy for Retinoblastoma
Chief & Presenting author : Vishal RAVAL (R21236), Ms kiruthika KANNAN
- 09:06** FP200 - Correlation of Impression Cytology with Histopathology in Ocular Surface Squamous Neoplasia
Chief & Presenting author : Manpreet KOUR (M25357), Nancy SHARMA, Malvika SHARMA
- 09:12** FP284 - ICG Enhanced TTT Vs TTT for Treatment of Thicker Tumors in Retinoblastoma-A Randomised Control Trial
Chief & Presenting author : Ipsita BARMAN (I25904), Neelam PUSHKER, Mandeep Singh BAJAJ, Rachna MEEL
- 09:18** FP515 - Potpourri of Orbital & Ocular Metastasis as the Initial Presentation of Occult Primary Malignancies
Chief & Presenting author : Shruthi MK (S26908), Rohit SHETTY, Gupta ROSHMI, Padmamalini MAHENDRADAS
- 09:24** FP540 - Exploring the Role of Hif-1 α and Phd 1 as Prognostic Indicators in Retinoblastoma
Chief & Presenting author : Manisha SUPRIYA, Rachna MEEL, Seema SEN, Seema KASHYAP
- 09:30** FP620 - Exploring Hippo Pathway Kinases and Cell Cycle Regulators in Uveal Melanoma
Chief & Presenting author : Nikhil KUMAR, Neelam PUSHKER, Seema SEN, Seema KASHYAP
- 09:36** FP919 - Outcomes and Adverse Events Following IAC for Retinoblastoma: a Single Center Study in South INDIA
Chief & Presenting author : Abhishek DAS (D19697), Narendran V., Prema K.V. SUBRAMANIAM, Parag K. SHAH
- 09:42** FP1173 - Does Mitochondria-Mediated Ferroptosis Have a Role in Primary and Chemoreduced Retinoblastoma?
Presenting author : BILAL AHMED, Chief author : Lata SINGH, Neiwete LOMI, Seema KASHYAP, BILAL AHMED
- 09:48** FP1491 - Triple Drug Super-Selective Intraarterial Chemotherapy for Retinoblastoma in Asian-Indian Population
Chief & Presenting author : Rolika BANSAL (R21494), Santosh G. HONAVAR, Vijay Anand P REDDY
- 09:54** FP1536 - Ruthenium -106 Plaque for Invasive Ocular Surface Squamous Neoplasia
Chief & Presenting author : Elika GUPTA (E24744), Sima DAS, Chhavi GUPTA
- 10:00** FP1779 - Management of Recurrence in Retinoblastoma Based on the Source of Tumor Cells
Chief & Presenting author : Vinod Kumar SINGH (S18430), Maurya R. P., SHIVNA Kaushal THAKER
- 10:06** FP1780 - Dose-Escalated Intravitreal Topotecan (DeIT) in Retinoblastoma (Rb)
Chief & Presenting author : Ruju UNADKAT (R26855)
- 10:12** FP1968 - Indigenous Ruthenium Plaque Brachytherapy for Ocular Tumors: Experience from a Tertiary Care Centre
Presenting author : Aruja GANGWANI (A25837), Chief author : Bhavna CHAWLA, Radhika TANDON, Neiwete LOMI, Naintara CHOUHAN
- 10:18** FP2330 - Sequelae and Management of Radiation Induced Complications in Retinoblastoma
Chief & Presenting author : Abha GUPTA (A27168), Usha SINGH, KAVITA
- 10:24** FP2387 - Treatment Outcomes in Extraocular Retinoblastoma and Its Correlation with the Pattern of Spread
Chief & Presenting author : Tithi KUNDU (T24491), Chhavi GUPTA
- 10:30** FP2400 - Metastatic Conjunctival Melanoma: a Multicenter International Study
Chief & Presenting author : Puneet JAIN (J20178), Paul T FINGER

Hyde Park

Vitreous Retinal Diseases + Uvea - I

Chairperson : Avnindra GUPTA
Co- Chairperson : Rahul MAYOR
Convenor : Ankur SINGH, Shweta GAUR
Moderator : Saurabh VERMA
Judge : Neetu GAGNEJA

Date :	02-04-2025
Time :	10:00-11:10
Hall :	Palash Hall - Grand Ball Room A

Each Presentation is 4 mins

- 10:00** FP87 - Systemic Abnormalities Associated with Retinal Vascular Occlusion in Young Patients
Chief & Presenting author : Rayees AHMAD (S17218), Sadiya AIJAZ, Tariq Syed QURESHI
- 10:05** FP97 - Eyes on the Prize: How Biosimilar Ranibizumab Transforms Vision Treatment
Chief & Presenting author : ESHANI (E27255), Niharika CHAUDHARY, Vishnu Swarup GUPTA, Hina KAUSER
- 10:10** FP156 - Correlation Between ROP with Rds in Preterms Admitted in Sncu of a Tertiary Hospital of Jharkhand
Chief & Presenting author : Abhishek Kumar SINHA (S24292), Rohit Kumar MAHATO, Shubham HARSH, Md. Raghob TAUHEED
- 10:15** FP265 - Culture-Proven Fungal Endophthalmitis Following Phakic ICL Implantation
Chief & Presenting author : Yamini SAHU (Y20563), Janani SREENIVASAN
- 10:20** FP274 - Multimodal Imaging of Choroidal Effusion in a Case of Nanophthalmos
Chief & Presenting author : Naila AFTAB (N23934), Aditya RAJAN, Amit RAJ, Bhawesh SAHA
- 10:25** FP314 - Acute Posterior Multifocal Placoid Pigment Epitheliopathy (APMPPE) in a Transmale on Testosterone
Chief & Presenting author : Isha ACHARYA (I23906), Himanshu PRAKASH
- 10:30** FP329 - "Needle in a Haystack or Bulls-Eye Treatment? Decoding PST Injections"
Chief & Presenting author : Kanchan Bala RATHORE (R14761)
- 10:35** FP339 - A Study of the Clinical Profile of the Patients Presenting with Anterior Uveitis
Chief & Presenting author : Mandeep DUARAH (D29347), Tapan GOGOI
- 10:40** FP345 - Mumps-Associated Retinitis in a Young Adult and the Promise of Early Hyperbaric Oxygen Therapy
Chief & Presenting author : Vikas SHARMA (S18853), Sandeep BANDOPADHYAY, Raji K, Vipin RANA
- 10:45** FP908 - Ethambutol Induced Optic Neuropathy
Chief & Presenting author : Madhusmita MAHAPATRA (M26994), Ankit AHIR, Subham Sinha ROY
- 10:50** FP1055 - Trust the Laser: 532 Nm Nd:yag LPC for Aggressive Retinopathy of Prematurity
Chief & Presenting author : Maitri CHOWDHARY (M28547), Aakash CHOWDHARY
- 10:55** FP1225 - Case Series of Subretinal Cysticercosis - Course and Outcome
Chief & Presenting author : Laxmi Tuli KAUSHAL (K18924), Subina NARANG

TOP VIDEOS

Anterior Segment - II

DAY 0 – WEDNESDAY

Judge : Parul ICHHPUJANI, Kirti SINGH, Gyan BHASKAR, Inder M. RUSTAGI, Meena LAKSHMIPATHY

Date :	02-04-2025
Time :	10:30-12:00
Hall :	Brahmkamal Hall - Auditorium A

Each video is 8 mins

- 10:30** VT134 - Innovative Cannula for Hydroimplantation of IOL
Presenting author : Harshita HIRAN (H25141), Chief author : Mallikarjun M. HERALGI
- 10:39** VT136 - "Cutting-Edge Approach: Sutureless, Glueless SFIOL to Manage Aphakia "
Chief & Presenting author : Shweta WALIA (S11145)
- 10:48** VT147 - C.O.P.S : Cornea Out-Patient Procedure Simulation
Chief & Presenting author : Naveen RADHAKRISHNAN (R13846), JosephineChristyS, PremjithMURALEEDHARAN
- 10:57** VT266 - Dendrites Versus Pseudodendrites - Deciphering the Clinical Conundrum
Chief & Presenting author : Harini R (H28373), Rashmita RAVISANKAR, Naveen RADHAKRISHNAN
- 11:06** VT326 - Algerbrush :Polishing Precision !!
Chief & Presenting author : Keziah Mary THOMAS (K26311), Vandhana SUNDRAM, Jagadeesh Kumar Reddy K.
- 11:15** VT328 - Cataract Surgery Post-Trabeculectomy: a Tale of Two Blebs
Presenting author : Aditi RAO (A27288), Chief author : Zia Sultan PRADHAN, Sathi Devi A.V., Adrian BRAGANZA, Zia Sultan PRADHAN
- 11:24** VT330 - The Ifs & Buts of Lacrimal Irrigation
Chief & Presenting author : Khare MUKESH (K06861)
- 11:33** VT342 - Optimising Cataract Surgery with Retinal Tools : a Holistic Guide
Chief & Presenting author : Smruti SAVALE (S16161), Jayant KUMAR

FREE PAPER

Glaucoma - II

Chairpersons : J.C. DAS, Harsh KUMAR
Co- Chairperson : Chitra RAMAMURTHY
Convenor : Taru DEWAN
Co-Convenor : Adhikari APURBA
Moderator : Richa GUPTA, Shayana BHUMBLA

Date :	02-04-2025
Time :	10:30-12:00
Hall :	Brahmkamal Hall - Auditorium B

Each free paper is 5 mins

- 10:30** FP289 - Post-Hoc Analysis of Rct on Injection Versus Sponge-Based MMC Augmentation in Phaco-Trabeculectomy
Chief & Presenting author : Sabyasachi CHAKRABARTY (S16242), Meghana TANWAR, Shivkumar CHANDRASHEKHARAN, Madhavi Ramanatha PILLAI
- 10:36** FP607 - Can MIGS Be Effective in Advanced Glaucoma?
Chief & Presenting author : Vanita Pathak RAY (V15422)
- 10:42** FP933 - A Comparative Evaluation of Gatt Compared to Trabeculectomy in Pigmentary Glaucoma
Chief & Presenting author : Arnav PANIGRAHI (P25912), Viney GUPTA, Shikha GUPTA
- 10:48** FP982 - To Evaluate the Outcome of BANG V/s Conservative Treatment for Controlling IOP in POAG Patients
Chief & Presenting author : Gs MEGHANA (G29603), Surinder S PANDAV, Srishti AGARWAL, Surishti RAJ
- 10:54** FP1273 - Outcomes of High Dose MMC(40µg) Augmented Bleb Needling After Failed/failing Filtering Procedures
Chief & Presenting author : Madhavi Ramanatha PILLAI (M16856), Rama Krishnan R., Nimrita Gyanchand NAGDEV, Devendra MAHESHWARI
- 11:00** FP1600 - Evaluating the Efficacy and Safety of Key-Hole Limited Bleb Revision in Rescuing a Failed Bleb
Chief & Presenting author : Ashok Kumar SINGH (S24213), Surinder S PANDAV, Sushmita KAUSHIK, Faisal T. T.
- 11:06** FP1726 - 1 Year Outcome of Combined Phacoemulsification&tanito Microhook Trabeculectomy in Open Angle Glaucoma
Chief & Presenting author : DRISHTI (D25227), Rama Krishnan R., Madhavi Ramanatha PILLAI, Devendra MAHESHWARI
- 11:12** FP1791 - Outcomes of Suture Gonioscopy Assisted Transluminal Trabeculectomy in Juvenile Open Angle Glaucoma
Chief & Presenting author : Shivam GUPTA (G26379), Rinkal GOYAL, Dodum Tara TECHI, Mohideen Abdul Kadar PMT
- 11:18** FP1918 - Evaluate Long Term Outcome of Ahmed Glaucoma Valve(AGV)implant in Eyes Withneovascular Glaucoma(nvg)
Chief & Presenting author : Mayank RAI (R19655), Deepthi MOLLETI, Sirisha SENTHIL, Kirti CHHABRA
- 11:24** FP1943 - Evaluation of Microvascular Changes & Optic Nerve Head Perfusion Following Trabeculectomy Using OCT-A
Chief & Presenting author : Kavya Subramanian M.S (K25538), Mohideen Abdul Kadar PMT, Dodum Tara TECHI, Shivam GUPTA
- 11:30** FP1949 - Concurrent Ranibizumab & AGV or Primary AGV in Refractory Neovascular Glaucoma: Our Experience
Chief & Presenting author : Jaya KAUSHIK (K12383), Sumit GOYAL, Ankita SINGH, Maj Gen J.K.S. PARIHAR
- 11:36** FP1988 - Long Term Success and Complications of Gdd Post Failed Trabeculectomy and Trabeculectomy in Pcg
Chief & Presenting author : Sivani KODALI (S27467)
- 11:42** FP2142 - Long Term Outcomes of Needle Assisted Circumferential Goniotomy (NAG) in Primary Congenital Glaucoma
Chief & Presenting author : Anuja PATIL (A22314), Dewang ANGMO, Tanuj DADA, Ekta SHAW
- 11:48** FP2208 - Comparative Trial Between Phacoemulsification & Trabeculectomy to Control Glaucoma in Nanophthalmos
Chief & Presenting author : Tanya KUMARI (T25838), Sindhuja KANDASAMY, Viney GUPTA, Shikha GUPTA

12:00 - 12:05

Odisha State Ophthalmological Society (5')
Long Term Outcomes of Amnioplast—a Novel Umbilical Cord Allograft in Prevention of Hypertensive Phase in Ahmed Glaucoma Valve
Avik Kumar ROY (R12209)

11:54 - 11:59

Chandigarh Ophthalmological Society (5')
Modulation of Conjunctival Lymphatics with Retinoic Acid and VEGF-C in Rat Model Glaucoma Surgery
Rhea BHARTI (R28967)

FREE PAPER

Pediatric Ophthalmology - I

Chairperson : Pramod Kumar PANDEY
Co-Chairperson : Vinita GUPTA
Convenor : Subhash DADEYA, Yogesh SHUKLA
Co-Convenor : Parijat CHANDRA, Naheed AKHTAR
Moderator : Rolli KHURANA

Date :	02-04-2025
Time :	10:30-12:00
Hall :	Kesar Hall 202

DAY 0 – WEDNESDAY

Each free paper is 5 mins

- 10:30** FP1578 - Posterior Zone II ROP-Spectrum of Disease & Comparative Outcome of Intravitreal Ranibizumab and LIO
Chief & Presenting author : Ashutosh Kumar GUPTA (G15983), Mangat Ram DOGRA, Deeksha KATOCH
- 10:36** FP1583 - Study to Assess Ocular Findings in Beta Thalassemia Major in Pediatric Population in East Singhbhum
Chief & Presenting author : Seema KUMARI (S19287), Vireshwar PRASAD
- 10:42** FP1593 - Topical Carbonic Anhydrase Inhibitors in Treatment of Juvenile X Linked Retinoschisis-Big Data Study
Chief & Presenting author : Sindhuja SRINIVASAN (S22769), Subhadra JALALI
- 10:48** FP1935 - Long Term Results of Combined Trabeculotomy-Trabeculectomy for Primary Congenital Glaucoma
Chief & Presenting author : Kuldeep Kumar SRIVASTAVA (S06431)
- 10:54** FP2111 - Demographic & Clinical Profile of Pediatric Uveitis at Tertiary Care Centre in North INDIA
Chief & Presenting author : Anita SHARMA (A23114), Khosla AMIT, Nikita DASH
- 11:00** FP2199 - Advancements in Biomarker Research for Screening and Diagnosis of ROP”
Chief & Presenting author : Aparajita CHAUDHARY (C18648), Divya KATIYAR
- 11:06** FP2275 - Analysis of Clinical Profile in Aggressive Retinopathy of Prematurity in Tertiary Care Hospital
Presenting author : GULAFSHAN KHANAM (G28056), Chief author : Hemalatha B.C., Shilpa Yeliyur DEVEGOWDA, SHASHIDHAR S.
- 11:12** FP2360 - Long-Term Outcomes of Implanting EDOF IOLS in Pediatric Cataract Patients: a Comparative Study
Chief & Presenting author : Aditya SETHI (A17392), Reena SETHI
- 11:18** FP2378 - Role of Rehabilitation & Importance of Long Term Follow up in Pediatric Patients After Cataract Sx
Chief & Presenting author : Shivani GARG (S28263)
- 11:24** FP2438 - Long Term Outcome of Modified Capsular Tension Ring Fixation & IOL Placement in Ectopia Lentis Cases
Chief & Presenting author : Fathima A. (F12612), Aparna KRISHNAN, Meenakshi RAVINDRAN
- 11:30** FP2499 - Immediate Sequential Bilateral Vitreoretinal Surgery for Management of Retinopathy of Prematurity
Presenting author : Manu SHARMA (S17099), Chief author : Simar Rajan SINGH, Deeksha KATOCH, Manu SHARMA
- 11:36** FP2526 - Pediatric Third Nerve Palsy – Clinical and Demographic Profile of Patients at a Tertiary Care Center
Chief & Presenting author : Lubhavni DEWAN (D21238), Ramesh KEKUNNAYA
- 11:42** FP2555 - A Comprehensive Approach to Low Vision Assessment in Cerebral Visual Impairment
Chief & Presenting author : Shilpa SONARKHAN (S14748), Rahul DESHPANDE
- 11:48** FP2618 - Evaluating Simultaneous Bilateral Cataract Surgery and IOL Implantation in Infants: a 10-Year Review
Chief & Presenting author : Suresh K. PANDEY (P06502), Vidushi SHARMA

FREE PAPER

Cataract - II

Chairperson : Sharad Chandra LAKHOTIA
Co- Chairperson : Vinod BIALA
Convenor : Mohit KHATTRI
Co-Convenor : Mukesh Kumar TANEJA
Moderator : Jayashree BARUAH, Ikeda LAL

Date :	02-04-2025
Time :	10:30-12:00
Hall :	Neelkamal Hall 305

Each free paper is 5 mins

- 10:30** FP272 - Toric IOL Alignment Using Intraoperative Image Guided Versus Femtolasar Enabled Capsular Marks
Chief & Presenting author : Shubhangi SHEVALE (S28441), Sheetal BRAR, Sri GANESH
- 10:36** FP1133 - Comparison of FLACS & Verion Assisted Arcuate Incisions & Toric IOL in Mgmt. of Corneal Astigmatism
Chief & Presenting author : Bharti KASHYAP (K06544), Prakhyat ROOP, Nidhi GAJENDRAGADKAR, Bibhuti B. KASHYAP
- 10:42** FP1455 - A Study to Understand the Effect of Pupillary Dilatation on Optical Biometry & IOL Power Calculation
Chief & Presenting author : Uma SHROFF (U24416), Uday Ranchhoddas GAJIWALA, Kavin SHROFF
- 10:48** FP1461 - Comparative Analysis of Femtis Mplus Versus Panoptix Toric Multifocal IOL
Presenting author : Akanksha SHARMA (A23760), Chief author : Sri GANESH, Riya CHOPRA, Supriya SRIGANESH
- 10:54** FP1885 - Visual Outcomes in Patients with Corneal Ectasia After Cataract Surgery
Chief & Presenting author : Priyam GUPTA (P22887), Pravin K VADDAVALLI, Fernandes MERLE, Rashmi DESHMUKH
- 11:00** FP1982 - Unlocking Secrets: Investigating Through Technology
Chief & Presenting author : Alisha PORWAL (A29595), Tamilarasi S.
- 11:06** FP2140 - Comparison of Visual Outcomes of Indian Appasamy and Vivinex Toric Intraocular Lenses
Presenting author : Akash Sandeep KATHOLE, Chief author : Amit PORWAL, Amit PORWAL
- 11:12** FP2238 - Cataract Surgery in Patients with Potential Risk of Post Op Diabetic Macular Edema
Chief & Presenting author : Satyajit SINHA (S06634), Pooja SINHA
- 11:18** FP2266 - Capturing Reality–anterior Segment Imaging of Closed Globe Refixation Fr Posteriorly Dislocated IOLS
Chief & Presenting author : Soema TEBHLA (S24606), Chaitra JAYADEV, Nagesha Chokkahalli KRISHNAPPA
- 11:24** FP2320 - Phaco Tip Position and Endothelial Cell Loss: Multicenter Randomized Trial of Bevel-Up Vs Bevel-Down
Chief & Presenting author : Soujanya KAUP (K14582), Krishna Prasad KUDLU, Sheetal SAVUR, Chinnappa GANAPATHI
- 11:30** FP2487 - Comparing Sia Computed by Sim K & Trca on Steep Meridian Corneal Incision Phacoemulsification
Chief & Presenting author : Nawab Zishan FAROOQUI (F13772), S.M.Zaid ZAHIN, (Mrs.) Kiran BHANOT
- 11:36** FP2514 - Comparison of IOL Prediction Accuracy of Different Formulas in Eyes with Prior Refractive Surgery
Chief & Presenting author : Dipak Digambar NARWADE, Bhosale SEEMA
- 11:42** FP2560 - Manual Small Small Incision Cataract Surgery Under Intracameral Anesthesia
Chief & Presenting author : Happy KAUR (H23440)

11:48 - 11:53

Rajasthan Ophthalmological Society (5')
Black Diaphragm IOL in Traumatic and Congenital Aniridia: Long-Term Visual and Structural Outcomes
Raj Shri HIRAWAT (H18149)

FREE PAPER

Diabetic Retinopathy & Medical Retina - II

Chairperson : Raj Kumar SHARMA, Ajay AURORA
Convenor : Simi ZAKA-UR-RAB, Daraius SHROFF
Moderator : Deepa Ajit KUMAR

Date : 02-04-2025
Time : 10:30-12:00
Hall : Suryamukhee Hall 401

DAY 0 – WEDNESDAY

Each free paper is 5 mins

- 10:30** FP327 - PCV Predicator: Algorithm for PCV Detection Without ICG Imaging
Chief & Presenting author : Rupak Kanti BISWAS (B10264), Sudipta DAS, Sourav SINHA, Krishnendu NANDI
- 10:36** FP414 - Artificial Intelligence and Deep Learning in Identification/screening of Diabetic Retinopathy (DR)
Chief & Presenting author : Markandeya SINGH (S26624), Deepanjan GHOSH
- 10:48** FP891 - Role of Serum Cystatin C as a Biomarker of Diabetic Retinopathy from a Rural Indian Population
Chief & Presenting author : Chitaranjan MISHRA (M13916), Nabatika MOHANTY, Rajiv RAMAN
- 10:54** FP1489 - Role of Healthcare Management for Screening of Diabetic Retinopathy in Rural India - a Pilot Study
Chief & Presenting author : M Azhar Mohd.Yusuf SHEIKH (S20296), Anureet GILL, Smita SINGH, Ajay Kumar SHUKLA
- 11:00** FP1785 - "Lipid Landscapes: Mapping the Terrain of Diabetic Retinopathy"
Chief & Presenting author : Sakthi Gnana SUNDARAM (N27027), K. Ezhil VENDHAN, Saravana Bhava BALACHANDRACHARI, S. SOZHAMADEVI
- 11:06** FP1929 - "All the Cascades of the Choroidal Spectrum" : a Case Series on Pachychoroid Disease
Chief & Presenting author : Shalini KUMAR (S22700), Prasanna Venkatesh RAMESH, Anugraha BALAMURUGAN, Bharathi BAVAHARAN
- 11:12** FP2005 - Review and Meta-Analysis of AI-Powered Smartphone Screening for Diabetic Retinopathy in INDIA
Chief & Presenting author : Henal JAVERI (H21867), Reshma JHAVERI, Harsha BHATTACHARJEE, Suklengmung BURAGOHAIN
- 11:18** FP2200 - From Sunlight to Sight: vitamin D's Journey in Diabetic Retinopathy
Chief & Presenting author : Mariya Banu Ranjini SRIDHARAN (M27145), Venkatesh S.
- 11:24** FP2241 - Optical Coherence Tomography Biomarkers for Polyp Closure in Polypoidal Choroidal Vasculopathy
Chief & Presenting author : Hema V K (H24071), Prakash V.S., Dhileesh P CHANDRASEKHARAN
- 11:30** FP2343 - Real World Outcomes of Patients Treated for Wet Age Related Macular Degeneration in Pune, INDIA
Chief & Presenting author : Kshirsagar SUCHETA (K08145), Rahul DESHPANDE, Varun DOSHI
- 11:36** FP2413 - Oct/octa Characteristics of Pachychoroid Neovascularopathy Eyes Following Intravitreal Therapy
Chief & Presenting author : Vineetha VIJAYAN (V20484), Manoj S., R. Unnikrishnan NAIR
- 11:42** FP2510 - Blind Spots: Exploring Awareness and Screening Hurdles for Diabetic Retinopathy in Type 2 Diabetes
Chief & Presenting author : Divya KATIYAR (D29191), Vijay Kumar MAURYA, Ruchi AGARWAL

11:48 - 11:53

**U.P. State Ophthalmological Society (5')
: The Remarkable Impact of Intravenous
Methylprednisolone on Visual Recovery in Acute
Central Retinal Artery Occlusion: a Case Series :
Raveesh BINDAL**

11:54 - 11:59

**Guest talk - Aaditi Anilkumar : WHAT NOT TO MISS ON
AN OCT! (7 Mins)
Aaditi ANILKUMAR**

International Leadership Development (International Council of Ophthalmology Meeting)

Chairpersons : S.NATARAJAN
Co- Chairpersons : Ivo KOCUR

Date :	02-04-2025
Time :	10:30-12:00
Hall :	Kadamb Hall 405

1. Introduction - 5 min : S.NATARAJAN
2. About ICO and International Leadership Development : 15 min : Ivo KOCUR
3. My Unfiltered Ocular Journey - Timeless Grit, Self Discovery & JoyVoyage: 15 min : Prasanna Venkatesh RAMESH
4. How to excel as Ophthalmologist and Leadership in several Societies : 15 min : S.NATARAJAN
5. Take home message and Conclusion: S.NATARAJAN and all Speakers : 10 min

FREE PAPER

Optics / Refraction / Contact Lens

Co- Chairperson : Mahesh Kumar SOMANI
Convenor : Amit Kumar MAHAJAN
Co-Convenor : Ashish BACCHAV, Meenakshi WADHWANI, Jatinder BALI
Moderator : Abhishek ONKAR

Date :	02-04-2025
Time :	10:30-12:00
Hall :	Palash Hall - Grand Ball Room C

Each free paper is 5 mins

1. **10:30** FP240 - To See the Influence of Computer Parameters on Contrast Sensitivity(cs) Values Using Sparcs Test
Chief & Presenting author : Drishti SINGH (D28644), Suresh KUMAR, Parul ICHHPUJANI
2. **10:36** FP260 - Effectiveness of Halt (Stellest™) Lenses in Retardation of Progressive Myopia in Indian Children
Chief & Presenting author : Mihir Trilok KOTHARI (K08617), Vivek RATHOD, Pooja GHALLA, Sneha JAIN
3. **10:42** FP480 - Prevalence and Risk Factors of Premyopia Among Preschool Age Children in Rural Northern India
Chief & Presenting author : Neha ADLAKHA (A17734), Manpreet KAUR
4. **10:48** FP733 - Changes in Accommodative Facility with Varying Accommodative Demand
Chief & Presenting author : Sourabh PATWARDHAN (P11250)
5. **10:54** FP882 - Visual Acuity Improvement by Dichoptic Therapy
Chief & Presenting author : Leila MOHAN (M13437), Nayana G, Shabeeba KANNAMBALATH
6. **11:00** FP974 - Relation of Screen time with Myopia, pre Myopia, Ocular Biometric, Anthropometric Measures in Children
Chief & Presenting author : Vatsala KUNWAR (V29049), Lalhmingmawii C, Ashish BHARTI, Priya SUMAN
7. **11:06** FP1886 - A Cross Sectional Study- Accommodation Disorder in Non Presbyopic with Type 1 Diabetes Mellitus Patient
Presenting author : Rashmi TIRKEY (R29088), Chief author : Pinki PATEL
8. **11:12** FP1916 - Efficacy of Defocus Induced Multiple Segment(dims) Spectacle on Progressive Myopic Indian Children
Chief & Presenting author : Vinay GUPTA, Swati PHULJHELE, REBIKA, Rohit SAXENA
9. **11:18** FP2059 - Comparison of Amplitude of Accommodation Determined Subjectively and Objectively in Indian Students
Presenting author : Sai preethi. S , Chief author : Najeeha SHUKRI, Anjanabai OSBEKAR, NIKITHA
10. **11:24** FP2255 - Peripheral Refraction in Indian Pediatric Population and Effects of Myopia Control Treatment
Chief & Presenting author : Pratibha PANMAND (P19885), Arpita PESHATTIWAR, Sheetal Achyut MUNDE, Jyoti MATALIA
11. **11:30** FP2276 - Visual Outcomes of Latest Software-Based Dichoptic Therapy for Amblyopia Management
Chief & Presenting author : Savitri DEVAL (S22046), Purendra BHASIN, Priyamvada BHASIN
12. **11:36** FP2345 - Long Term Results of Simultaneous Ptk and Prk (Cretan Protocol Plus) Followed by CXL for Keratoconus
Chief & Presenting author : Vardhaman KANKARIA (K12027), Ioannis PALLIKARIS, Michael GRENTZELOS, George D KYMIONIS

Hyde Park

Ocular Pathology / Ocular Oncology and Tumors + Orbit & Oculoplasty

Chairperson : Y. SUJATHA
Co-Chairperson : Neelam PUSHKER
Convenor : Neelam PUSHKER
Co-Convenor : Dilip LALWANI
Moderator : Shachi SRIVASTAVA, Sumit GROVER

Date :	02-04-2025
Time :	11:10-12:00
Hall :	Palash Hall - Grand Ball Room A

DAY 0 – WEDNESDAY

Each Presentation is 4 mins

- 11:10** FP1 - Orbital Myositis in Young
Chief & Presenting author : Anita MANI (M17812)
- 11:15** FP31 - Benign Eyelid Lesions and Its Histopathological Picture: a Case- Series
Chief & Presenting author : Shalini KUMARI (S11779)
- 11:20** FP57 - Choroidal Melanoma in Young Population is on the Rise : Experience from a Tertiary Care Facility
Chief & Presenting author : Sonali V. KUMAR (S11777)
- 11:25** FP235 - Recurrent External Angular Dermoid Cyst
Presenting author : Anubha A J (A28364) , Chief author: RADHIKA, Gajanan CHANNASHETTI
- 11:30** FP572 - Myriad Presentations of Orbital Cellulitis
Chief & Presenting author : Megha SUGUNAN , Sheela BHASKAR
- 11:35** FP969 - Cut the Bridge: a Case Series on Ankyloblepharon
Chief & Presenting author : Arka CHATTERJEE (C28031), Rupam ROY, Udayaditya MUKHOPADHYAY, Sripurna GHOSH
- 11:40** FP1550 - Levator Plication Versus Silicone Frontalis Sling in Severe Ptosis with Poor Levator Function
Chief & Presenting author : Tania CHAKRABORTY (T27346)
- 11:45** FP2636 - A Rare Differential of Leukocoria - Medulloepithelioma
Chief & Presenting author : Abhishek KUMAR (K25916)

TOP VIDEOS

Anterior Segment - III

Judge : Sudhir KUMAR, Nanda Ashok KUMAR, Bibhuti BHUSHAN,
Sharad Chandra LAKHOTIA, Shikha JAIN,
Meenakshi Yadav DHAR

Date :	02-04-2025
Time :	12:00-13:30
Hall :	Brahmkamal Hall - Auditorium A

Each video is 8 mins

- 12:00** VT346 - Ocular Surface Squamous Neoplasia and Its Management
Chief & Presenting author : Prabhakar SINGH (P17805), ABHISHEK, Saranya BISWAS
- 12:09** VT356 - A Stitch in Time Saves Nine: Importance of Complete Removal of Lime Particles in Chemical Injury
Chief & Presenting author : Vaibhav NAGPAL (N23491), Murthy SOMASHEILA I., Supriya SHARMA
- 12:18** VT371 - Crescentic Autograft – Graft Salvage Technique for Undersized Donor Lenticules in SALK
Chief & Presenting author : Aafreen BARI (A22281), Namrata SHARMA, Tushar AGARWAL
- 12:27** VT386 - Targeted Limbal Stem Cell Transplantation for Post PK Corneal Haze
Chief & Presenting author : Prabhjot SINGH (S26439), Vijay Kumar SHARMA
- 12:36** VT387 - Delayed IOL Exchange – a Novel Technique
Chief & Presenting author : Jaserah IDREES (J29541), Roopashri MATADA, Pooja JAIN, Praveen Ramachandra MURTHY
- 12:45** VT390 - Override the Giant Wave of Angle Closure- Experience the New “Phaco-Plus”
Chief & Presenting author : Mohideen Abdul Kadar PMT (M08496), Madhavi Ramanatha PILLAI
- 12:54** VT413 - Transformative Journey of Capsular Tears: Foe to Ally
Chief & Presenting author : Tushya Om PARKASH (P21156), Om Parkash ROHIT
- 13:03** VT472 - Revolutionizing Vision: the Peel Approach to Corneal Surgery Excellence
Chief & Presenting author : Pooja KHAMAR (K17849)

FREE PAPER

Glaucoma - III

Chairperson : Manav Deep SINGH
Co-Chairperson : Mayank S. PANGTEY, Kiran BHANOT
Convenor : Abrol SANGEETA
Co-Convenor : Sreeni EDAKHLON
Moderator : Parul SONY

Date :	02-04-2025
Time :	12:00-13:30
Hall :	Brahmkamal Hall - Auditorium B

DAY 0 – WEDNESDAY

Each free paper is 5 mins

- 12:00** FP666 - Association of Loxl1 Gene and Serum Folate Levels in Pxf and Pxf in South Indian Population
Chief & Presenting author : Shruthi Devi S (S26762), (Maj) Gnaneswaran PREMNATH
- 12:06** FP722 - Intraocular Pressure and Retinal Circulation Alterations in Pregnancy with Preeclampsia
Chief & Presenting author : Kirti SINGH (K04958), Ayush ARYA
- 12:12** FP790 - A Study of Anxiety in Patients with Primary Open-Angle Glaucoma Undergoing Automated Perimetry
Chief & Presenting author : Sipra BARMAN (S28515), Anujeet PAUL, Souvik BANERJEE
- 12:18** FP914 - Optimally Using the Stenting Suture for Aqueous Drainage Devices in Glaucoma
Chief & Presenting author : Muralidhar RAJAMANI (R10440), Chitra RAMAMURTHY
- 12:24** FP1271 - LTBP2-Related Congenital Megalocornea with Zonular Weakness and Secondary Lens-Related Glaucoma
Chief & Presenting author : Indu Pavani VELAMALA (I22876), Anshuma VERMA
- 12:30** FP1369 - Bringing Virtual Reality to Real World: Comparing VR Perimetry with Standard Automated Perimetry
Chief & Presenting author : Usha TEJASWINI S (U27007), Devesh KOLTE, R. SHARMILA, KAVITHA S.
- 12:36** FP1425 - Artificial Intelligence to Predict Sensitivity of Diagnostic Parameters for Early Glaucoma
Chief & Presenting author : Ankit SHAH (S13267), Abhijit Sinha ROY, Anchana A PISHARODY, Sushma TEJWANI
- 12:42** FP1652 - Structural Correlation of Vision Asymmetry in Advanced Glaucoma
Chief & Presenting author : Shraddha Raj SHRIVASTAVA (S26265), Kirti SINGH
- 12:48** FP2236 - Phacomatosis Pigmentovascularis Vs Sturge-Weber Syndrome: comparative Outcome in Early Onset Glaucoma
Chief & Presenting author : Rashmi KRISHNAMURTHY (K16848), gowri PRATINYA
- 12:54** FP2268 - COX 1 and COX 2 Gene as Biomarker for Initiating Pg Analogue Therapy in Primary Open Angle Glaucoma
Chief & Presenting author : Sonal GUPTA (S25295), Sushma VERMA, Bharti NIGAM, Luxmi SINGH
- 13:00** FP2285 - Clinical Morphology and As-OCT Analysis of Trabeculectomy Blebs
Chief & Presenting author : Suraj BHAGDE (B12851), Manjula BALLAMUDI, KETKI
- 13:06** FP2362 - Comparison of Bent Ab-Interno Needle Goniectomy and Goniotomy in Primary Congenital Glaucoma
Chief & Presenting author : Anchal GERA (A25242), Sushmita KAUSHIK, Manik SARDANA, Kajree GUPTA
- 13:12** FP2415 - Impact of Contrast Sensitivity on Visual Quality in Different Types and Stages of Glaucoma
Chief & Presenting author : Susmitha JOSHY (J26760), B O HANUMANTHAPPA

13:18 - 13:23

Tamil Nadu Ophthalmic Association (5')
Face Off Challenge Between Kdb & Bang – the Unerring Analogy in Excisional Goniotomy (Early Outcomes)
Prasanna Venkatesh RAMESH (P2191)

13:30 - 13:35

Telangana Ophthalmological Society (5')
Can MIGS Be Effective in Advanced Glaucoma
Vanita Pathak RAY

POSTER PODIUM PRESENTATION

Trauma

Judge : Ashish LALL, Ashok Kumar GROVER, Mehul SHAH, Hemalatha B.C., Sanjiv MOHAN

Date :	02-04-2025
Time :	12:00-13:30
Hall :	Kesar Hall 202

Each Presentation is 4 mins followed by 1-2 mins of QA

- 12:00** FP49 - Clinical Profile of Open Globe Injuries at Workplace- a Study in a Quaternary Care Institution
Chief & Presenting author : Jophy PHILIPS (J20753), Smitha JASPER
- 12:05** FP129 - Ocular Trauma Study -Clinical Features and Outcomes Based on Ots
Chief & Presenting author : Ketaki Shah BHAT (S14654), Surendra WADGAONKAR
- 12:10** FP353 - Sight Threatening Sequel Following Management of Post-Traumatic Crystalline Lens Subluxation
Chief & Presenting author : Siddharth MADAN (S16243), Chita OGIA, Sanat KUMAR, DEEPANSHU
- 12:15** FP494 - A Tale of Retained Spiky Plant Thorn in the Orbit
Presenting author : Oorja SHARMA, Chief author : Teena Mariet MENDONCA, Gautam KACKAR, Rajesh NAYAK
- 12:20** FP614 - Eyes of the Future: Predicting Visual Acuity in Pediatric Corneal Trauma and Traumatic Cataract
Chief & Presenting author : Sowmya PERI (S20218), Bhogi RAHUL, Ghantasala SUPARNA, NASRIN
- 12:25** FP1548 - Ocular Trauma- the Hidden Casket of Curses!
Chief & Presenting author : Sonam GILL (S24936), Chander PRABHA, Manisha NADA, Jitender KUMAR
- 12:30** FP1629 - Referral Patterns and Initial Management of Paediatric Ocular Trauma: a Cross-Sectional Study
Chief & Presenting author : Himani PRAJAPATI (H29440), Neeharika SHAH
- 12:35** FP1766 - Epidemiology and Final Outcome of Ocular Trauma in a Tertiary Care Center: a Case Series
Chief & Presenting author : Sakshi GUPTA (S29115), Rajni YADAV, Anshu KHATRI, Monika DAHIYA
- 12:40** FP1876 - A Punch ; a Leak; a Hospital Trip : Endophthalmitis Following Blunt Injury
Chief & Presenting author : Arkaprava PRADHAN (P21723)
- 12:45** FP2084 - A Unique Case of Intraorbital Wooden Foreign Body Reaching the Orbital Apex: Successful Management
Chief & Presenting author : Parul MITTAL (P26238), Nikita AHUJA, Shuaib SIDDIQUI, Priti SINGH
- 12:50** FP2333 - Rare Case of Intraocular Ossification
Chief & Presenting author : Rajni YADAV (R29167), Sakshi GUPTA, Ruchi DABAS, Neha YADAV
- 12:55** FP2399 - Clinical Characteristics of Ocular Trauma in Present Scenario in Rural Setup
Chief & Presenting author : Siddiqui Parvez AHMED (S07209)

FREE PAPER

Cataract - III

Chairperson : Vipul ARORA, Jatinder Singh BHALLA
Co-Chairperson : Shishir AGRAWAL, Garodia Vinay KUMAR
Convenor : Naveen SHARMA
Co-Convenor : Girjesh KAIN
Moderator : Anurag MISHRA

Date :	02-04-2025
Time :	12:00-13:30
Hall :	Neelkamal Hall 305

DAY 0 - WEDNESDAY

Each free paper is 5 mins

- 12:00** FP361 - Our Experience with a Single Piece Sutureless Scleral Fixation Hydrophilic Foldable IOL
Presenting author : Ashwini MEHERDA (M09928), Chief author : Dharmendra SINGH, Ashwini MEHERDA, Nishi SATISH
- 12:06** FP395 - Impact of Simulator-Based Learning on Cataract Surgery Training of Ophthalmology Postgraduates
Chief & Presenting author : Aastha SINGH (S15503), Arshi SINGH, Kirti SINGH
- 12:12** FP428 - Clinical Features and Management of Late IOL Decentration in the Dead Bag Syndrome
Chief & Presenting author : Vandana C. NATH (N05284), Vaishali VASAVADA, Samaresh SRIVASTAVA, Shail VASAVADA
- 12:18** FP445 - Clinical Outcomes of Toric & Monofocal Intraocular Lens Implantation When Myopia is Target Refraction
Chief & Presenting author : Ravi Chandra K (K19872), JAMES
- 12:24** FP1399 - Title: CM-T Flex in Aphakia: Our Experience with the Trailblazing T
Chief & Presenting author : Bidisha MAHAPATRA (B20295), Sudeep DAS
- 12:30** FP1418 - Multifocal: Many Focuses, One Surface. Trifocal: Three Focuses, Three Surfaces. Choose Your Clarity!
Chief & Presenting author : Shivani GUPTA (S28170), Pereira SAVIO
- 12:36** FP1432 - Prospective Study on Safety of Routine Hydrodissection in PPC with Intact PC in AS OCT
Chief & Presenting author : Tamilarasi S. (T13124), Shreyas RAMAMURTHY, Shreesha Kumar K., D. RAMAMURTHY
- 12:42** FP1485 - Impact of Virtual Reality Simulator-Based Training in Reducing Complications in Cataract Surgery
Chief & Presenting author : Rishwa HARIYANI (R26403), Tony Alex KOSHY, Madhu SHEKHAR, Sankarananthan R. RAVILLA
- 12:48** FP1599 - Biometric Accuracy of Refractive Outcomes Using Barrett Universals II Formula in Holladay Schema
Chief & Presenting author : Vijila JANARDHANAN (J18852), Mathew KURIAN
- 12:54** FP1602 - Retropupillary Iris Fixated IOL Implantation Under Topical Anaesthesia: Safety and Outcome Study
Chief & Presenting author : Sonia SINGH (S14733), Karthik MEDA, M.S. RAVINDRA
- 13:00** FP1654 - Superior Comfort with Wick Based Anaesthesia in Phacoemulsification: a Randomised Control Study
Chief & Presenting author : Navaneeth SAGGAM (S28102), Siddharth NARENDRAN
- 13:06** FP1842 - To Compare the Clinical Performance of Four Extended Depth of Focus Intraocular Lenses (IOLs)
Chief & Presenting author : Deshpande Nitin SUHAS (D11182)
- 13:12** FP1859 - Comparison of Wet Lab Skill Training in Novel Mobile Based VR Platform Versus Conventional Training
Chief & Presenting author : Amogh JAMBAGI (J23951), K V SATYAMURTHY
- 13:18** FP1902 - Comparative Study of Tecnis Eyhance Toric II Vs. Alcon Clareon Toric IOL in Cataract & Astigmatism
Presenting author : Raghav MALIK (M20120), Chief author : Mahipal S. SACHDEV, Raghav MALIK

13:24 - 13:29
Ophthalmological Society of Assam (5')
Full Moon Capsulorhexis: a Case Series Presenting a Novel Midperiphery Capsulorhexis Technique in Intumescent Cataract
Saurabh Kumar SARMA

FREE PAPER

Diabetic Retinopathy & Medical Retina - III

Chairperson : Dinesh GARG
Co-Chairperson : Alkesh CHAUDHARY
Convenor : R. NARAYANAN
Co-Convenor : Indu PANDEY
Moderator : Siddharam JANTI, Prabhaker Alias Nikhil KAMAT

Date : 02-04-2025
Time : 12:00-13:30
Hall : Suryamukhee Hall 401

Each free paper is 5 mins

- 12:00** FP691 - Does Serum VEGF a Influence Optical Coherence Tomography Angiography in Diabetic Macular Edema ?
Chief & Presenting author : Punita Kumari SODHI (S06682), APOORVA, Divya D, Aman RANA
- 12:06** FP920 - Retinal Ganglion Complex Changes Before & After Intravitreal Ranibizumab for Diabetic Macular Edema
Chief & Presenting author : Vijaya Saharaja RAI (V28127), Vaibhav Kumar SHRIVASTAVA
- 12:12** FP1300 - Dexamethasone Implant Vs Brolucizumab in the Treatment of DME with Hyperreflective Intraretinal Dots
Chief & Presenting author : Jay SHETH (S18167), Somnath CHAKRABORTY
- 12:18** FP1579 - Comparing OCT Biomarkers with Visual Acuity in RVO with Macular Edema After Intravitreal Ranibizumab
Chief & Presenting author : Chirag KALRA (K29429), Charu SAGAR, Amit MEHTANI
- 12:24** FP1582 - A Comparative Study of Early Vs Late Switch of Intravitreal Dexamethasone in Diabetic Macular Edema
Chief & Presenting author : Sunil DAS (D23738), Monika KAPOOR
- 12:30** FP1873 - Biomarkers of the Retinal Vein Occlusions: the Gives and Take Aways
Chief & Presenting author : Sonam VERMA (S22101)
- 12:42** FP2136 - To Study Real World Outcomes of Prn+1 Regime in DME Treatment with Anti-VEGF in Indian Eyes
Chief & Presenting author : Pragati PAUL (P28742), Rupak ROY
- 12:48** FP2480 - RPE Tears: to Inject or Not
Chief & Presenting author : Nikita GUPTA (N21344), Panchmi GUPTA
- 12:54** FP2530 - A New Era of Biosimilars - Real World Results of Intravitreal AntiVEGF Biosimilars in North INDIA
Chief & Presenting author : Sameeksha AGRAWAL (S20207)
- 13:00** FP2557 - Ocular Characteristics and Outcome of Non-Responders to Intravitreal Anti-VEGF for ROP
Chief & Presenting author : Tapas PADHI (P19272)
- 13:06** FP2601 - Crystalline Deposits in the Parafoveal Region
Chief & Presenting author : Urmila RAWAT (U29236), SIMRAN, Nikita ANDHALE, Syed Faraaz HUSSAIN
- 13:12** FP2619 - Tug of War Amongst the Anti-VEGFS Injections - Who Wins ?
Chief & Presenting author : Lalit VERMA (V02902), Bhanu PRIYA, Avnindra GUPTA, Shweta SINGH

13:18 - 13:23

Jharkhand Ophthalmological Society (5')
Efficacy and Safety of Melatonin in Treatment of Chronic Central Serous Chorioretinopathy (CSCR)
Antabha BANDYOPADHYAY

FREE PAPER

Neuro Ophthalmology - I

Chairperson : Rohit SAXENA
Convenor : Chandrasekhar D
Co-Convenor : Swati PHULJHELE, Sumit MONGA
Moderator : Digvijay SINGH

Date : 02-04-2025
Time : 12:00-13:30
Hall : Moulshree Hall 402

DAY 0 – WEDNESDAY

Each free paper is 5 mins

- 12:00** FP136 - Ethambutol Induced Optic Neuropathy: a Remerging Ocular Emergency Needing Strict Vigilance
Chief & Presenting author : Monika DAHIYA (M23741), Sakshi GUPTA, Ruchi DABAS, Manisha RATHI
- 12:06** FP232 - Effects of Ethambutol on the Ocular Structure and Function in Patients Receiving ATT
Chief & Presenting author : Mahima KAUSHAL (M28643), Suresh KUMAR, Parul ICHHPUJANI
- 12:12** FP1061 - Functional and Psychological Impact of Ethambutol Induced Toxic Optic Neuropathy
Chief & Presenting author : Rohan ARORA (A27640), Nirmala Devy Krishnan Kutty NAIR, Madhumita GOPAL
- 12:18** FP1070 - Ganglion Cell Complex Thickness as Structural Biomarker of Visual Outcome in Optic Neuritis (ON)
Chief & Presenting author : Jyoti SHEORAN (J27232), saurabh SACHAR, mukesh JOSHI
- 12:24** FP1547 - Central Serous Chorioretinopathy as a Cause of Decreased Vision in Mog Optic Neuritis
Chief & Presenting author : Anita KUMARI (A23527), MOUSUMI BANERJEE, Sushil KUMAR, Anita KUMARI
- 12:30** FP1568 - Clinical Profile & Predictor of Visual Outcome in Patient of Naion
Chief & Presenting author : Aashi JAIN (A26490), Sujata LAKHTAKIA, Eva Rani TIRKEY, Shashi AGARWAL
- 12:36** FP1670 - Glial Fibrillary Acidic Protein (GFAP) Antibody Positive Bilateral Optic Neuropathy- a Case Report
Chief & Presenting author : Varsha NEGI (V26946), Gazella Bruce WARJRI
- 12:42** FP1685 - Clinical Profile and Visual Outcomes in Patients of Traumatic Optic Neuropathy
Chief & Presenting author : Manish UPADHYAY (U28915), Gogoi Rajendra NATH
- 12:48** FP1729 - To Assess the Effect of Administration of High Dose IVMP in Pediatric Retrobulbar Optic Neuritis
Chief & Presenting author : Vidushi DIXIT (D28203), Dipankar DAS, Ganesh KURI, Nilutparna DEORI
- 12:54** FP1786 - Persistent Diagnostic Challenge: Managing an Evolving Case of Optic Neuritis
Presenting author : Radhika AGARWAL (R29051), Chief author : Priti SINGH, Bhavana SHARMA, PRIYANKA, Parul MITTAL
- 13:00** FP2127 - Optic Nerve Meningioma Vs Glioma – a Clinico-Radiological Diagnosis?
Chief & Presenting author : Farnaz YAZEER (F26303), Ruju UNADKAT, Santosh G. HONAVAR, Ashwitha ALVA
- 13:06** FP2206 - Early Reliable Diagnostic Biomarker for Non-Arteritic Anterior Ischaemic Optic Neuropathy (NAION)
Chief & Presenting author : anu SEHRAWAT (A26051), Shweta VERMA, Sneha BUDANIA, Anurag NARULA
- 13:12** FP2339 - Peripapillary RNFL, Macular GCL and IPL Analysis in Optic Neuritis Through SD-OCT
Chief & Presenting author : Snehal NIMJE (S26524), Sujata GUHA

FREE PAPER

Refractive Surgery - I

Chairperson : Niteen C. DEDHIA
Co- Chairperson : Sethi ANITA, Gaurav LUTHRA
Convenor : Bharti SHARMA, Aarti NANGIA
Co-Convenor : Anand PARTHASARATHY
Moderator : Ikeda LAL

Date :	02-04-2025
Time :	12:00-13:30
Hall :	Kaner Hall 403

Each free paper is 5 mins

- 12:00** FP179 - Comparing Outcomes of Trans-Epithelial Surface Ablation to Femto LASIK for High Myopia Surgery
Chief & Presenting author : Vinod Kumar ARORA (A03232), Devanshu ARORA
- 12:06** FP243 - First Indian Results of Femto-LASIK with Schwind Atos for Myopia and Myopic Astigmatism
Presenting author : Ishita PANDEY (I25037), Chief author : Ashok KUMAR, Gautam Singh PARMAR, Ashok KUMAR
- 12:12** FP273 - Indications, Safety & Outcomes of Circle Pattern in Small Incision Lenticule Extraction
Chief & Presenting author : Manpreet KAUR (K18920), J. S. TITIYAL
- 12:18** FP313 - Biomechanical Responses to Photorefractive Keratectomy in High and Low Myopia: Comparative Analysis
Chief & Presenting author : Maneck NICHOLSON (N12948), Krishna Poojita VUNNAVA, Murthy Somasheila I., Anubha RATHI
- 12:24** FP357 - Effect of Cyclosporine-A on Refractive Outcomes & Epithelial Remodelling Post TG LASIK
Chief & Presenting author : Tanvi HALDIPURKAR (H14494), Bhosale SEEMA
- 12:30** FP550 - Impact of a Novel Surgical Instrument on Topography Guided Lasik Outcomes
Chief & Presenting author : Zain KHATIB (K17738), Niha JUVALE, SAURABH DESHMUKH, Krati GUPTA
- 12:36** FP593 - Innovation: Air Bubble Signs to Retrieve Stuck Lenticule in Small Incision Lenticule Extraction
Chief & Presenting author : Ladi Jeevan SITARAM (L06101), KRUTIKA JEEVAN LADI
- 12:42** FP895 - Safety and Efficacy of Correction of Myopic Astigmatism with Clear Lenticule Extraction
Chief & Presenting author : Sudhank BHARTI (B02433), Esha KSHATRIYA
- 12:48** FP1144 - SMILE Pro Unveiled: Initial Outcomes with Visumax 800 from 1500 Eyes
Presenting author : Sneha VASANTH (S29437), Chief author : Sri GANESH, Sneha VASANTH, Dhatri KARANAM, Supriya SRIGANESH
- 12:54** FP1160 - Centralign Software Validation: Achieving Optimal Visual Axis Centration with Visumax 800
Presenting author : Nishika JAIN ,Chief author : Sri GANESH, Manjushree KAREGOWDA
- 13:00** FP1618 - Circle Brings Back the SMILE
Chief & Presenting author : Viraj PADWAL (P25466), Shirin SONVANE, Vardhaman KANKARIA
- 13:06** FP1789 - Biomechanics-Integrated Lenticular Extraction: Predicting Intraoperative and Postoperative Outcomes
Chief & Presenting author : Sanjri MALHOTRA (S21483), Panaah SHETTY, Abhijit Sinha ROY
- 13:12** FP2386 - To Study Outcome of Combined Treatment of Topo-Guided Asa with Accelerated UVCXL in Keratoconus
Chief & Presenting author : Nikit SARWATE (S14746), Sarwate Jayant MADHUKAR
- 13:18** FP2419 - Comparison of Phakic IOLS (IPCL and ICL) Size and Vault Height with Predictive Formulas on (ASOCT)
Chief & Presenting author : Divya Vani CHALLA (D22326), Chintan Singh (MALHOTRA), Amit GUPTA, Sonam YANGZES

POSTER PODIUM PRESENTATION

Cornea

Judge : Tuhin CHOWDHURY, Rishi SWARUP, Madhukar REDDY,
Deepak MISHRA, Amit GARG, Bhupesh SINGH

Date :	02-04-2025
Time :	12:00-13:30
Hall :	Mogra Hall 404 A

Each Presentation is 4 mins followed by 1-2 mins of QA

- 12:00** FP39 - Microkeratome Vs Femtosecond Laser Assisted Salk: a Randomized Controlled Trial
Chief & Presenting author : Mrinalini SINGH (M26521), Pradeep KUMAR, Sanjay Kumar MISHRA, Alok SATI
- 12:05** FP266 - Intrauterine Familial Exudative Vitreoretinopathy (FEVR) Presenting as Congenital Corneal Opacity
Chief & Presenting author : Sonam YANGZES (Y16805), Amit GUPTA, Deeksha KATOCH, Simar Rajan SINGH
- 12:10** FP564 - Retrospective Study of Risk Factors Prompting Intra-Operative Conversion of Dmek to Dsaek
Chief & Presenting author : Priyanka PANTOLA (P17731), Sunita CHAURASIA, Shalini SINGH
- 12:15** FP1046 - Bowman's Boost: Chasing New Horizons in Advanced Keratoconus
Chief & Presenting author : Poorva KHER (P25537), K V SATYAMURTHY, Aniket SHASTRI, Shilpa MALE
- 12:20** FP1057 - Allogenic SLET in Total Limbal Stem Cell Deficiency Secondary to Vernal Keratoconjunctivitis
Chief & Presenting author : Sucheta KAUL (S24126), Pragnya Rao DONTNINENI
- 12:25** FP1119 - Histopathological Evaluation in Microsporidia Stromal Keratitis
Chief & Presenting author : Sohini MANDAL (S21254), Srikant SAHU, Soumya Sucharita PANDA, Sujata DAS
- 12:30** FP1636 - A Rare Case of White Eye After Mumps in a Child
Chief & Presenting author : Rolli KHURANA (K16394), Rupali BOSE, Nidhi KALRA
- 12:35** FP1866 - Microbial Keratitis: microbiological Profile and Assessing Efficacy of Topical Insulin as an Adjuvant
Chief & Presenting author : Mahima CHAND (M29202), Mariyam BEG, Satya Prakash SINGH
- 12:40** FP1956 - Quantifying Corneal Aberrations: a Comparison of Scheimpflug Tomography and Ray Tracing Aberrometry
Chief & Presenting author : Nidhi PATWARDHAN (P15889), Sourabh PATWARDHAN
- 12:45** FP2144 - Colletotrichum Keratitis: Clinical Features, Risk Factors and Outcomes
Chief & Presenting author : Arpita KHASNAVIS (A22591), Fernandes MERLE
- 12:50** FP2166 - Comparison of Corneal Pachymetry Using ASOCT and UBM in Congenital Corneal Opacities
Chief & Presenting author : Deeksha SHARMA (D27699), Sonam YANGZES
- 12:55** FP2486 - Analysis of Ocular Surface and Corneal Changes in Type II Diabetes Mellitus Patients
Chief & Presenting author : Aishwaraya K (A24561), Saravanan RAVINDRA, K. SURESH

Workshop

Clinical Research – Methods and Strategy

Date :	02-04-2025
Time :	12:00-15:00
Hall :	Mogra Hall 404 B

Chairperson : M. VANATHI

Agenda and Outline of the program:

1. 12:00 - Introduction – 15 min
 - i. Why do research? What's in it for me? – 10 min
12:10 - ii. Quiz on your existing knowledge – 5 min
2. Methodology 1: Study Design Literature Review for Clinical Practice – 40 min
 - 12:15 - i. Study designs - PICOT – 15 min
 - 12:30 - ii. Literature Review – Advanced Search on PUBMED – 15 min
 - 12:45 - iii. AI for Systematic Reviews – Scite and Asreview Demo – 10 min
3. Methodology 2: Biostatistics for the Clinician – 45 Min
 - 12:55 - i. Basic Terminologies and Statistical Tests – 30 min
 - 13:25 - ii. AI for Doing the Statistics – Julius Live Demo – 15 min
4. Methodology 3: Writing papers – 60 min
 - 13:40 - i. Writing Original Articles – 15 min
 - 13:55 - ii. Writing Case Reports – 15 min
 - 14:10 - iii. Checklists – Equator Network – 15 min
 - 14:25 - iv. AI for Writing Manuscripts – 15 min.
5. Q&A with all panelists – 10 min.

Sabyasachi SENGUPTA

Sabyasachi SENGUPTA

Apoorva A.G.

Samrat CHATTERJEE

Sabyasachi SENGUPTA

Sabyasachi SENGUPTA

Sabyasachi SENGUPTA

Sayan BASU

Akshay NAIR

Sabyasachi SENGUPTA

Sabyasachi SENGUPTA

POSTER PODIUM PRESENTATION

Refractive Surgery

Judges : Rajesh SINHA, Saumil K. KOTHARI, Deepa GUPTA, Dheeraj GUPTA, Prabhat NANGIA, Tushar GROVER

Date :	02-04-2025
Time :	12:00-13:30
Hall :	Kadamb Hall 405

Each Presentation is 4 mins followed by 1-2 mins of QA

- 12:00** FP598 - Bilateral Cataract Monovision Surgery in a 54 – Year Old Following Presbyond Laser Blended VISION
Presenting author : Prakhya R (P29547), Chief author : Pereira SAVIO, Linto Mathew THOMAS
- 12:05** FP647 - Intraoperative Online Pachymetry as a Safety Tool in Laser Flap Based Refractive Surgery
Chief & Presenting author : Kumar DOCTOR (D03945), Shivani PATTNAIK
- 12:10** FP1005 - Comparison of the Optical Quality After Refractive Surgeries for Myopia Including SMILE and ICL
Chief & Presenting author : Akshita GHIYA (A27231)
- 12:15** FP1341 - Visual Outcomes of Topoguided Laser Refractive Correction in a Tertiary Centre- A Prospective Study
Chief & Presenting author : Nashra ALMA (N29627), Kavya NAGARAJ, Vinay R. MURTHY, Roopashri MATADA
- 12:20** FP1429 - Refractive Outcomes of Toric ICL - a Retrospective Analysis
Chief & Presenting author : Reshika Annamalai SOMASUNDRAM (R25460), Vivek VELUMANI
- 12:25** FP2040 - Refractive and Visual Outcomes of SMILE with Visumax 800: a Retrospective Review
Presenting author : Avani HARIANI (A23453), Chief author : Parul JAIN, Isha GUPTA, Avani HARIANI
- 12:30** FP2297 - Topography-Guided Versus Wavefront-Optimized Laser in Situ Keratomileusis for Myopia
Chief & Presenting author : Palak GUPTA (P23119), Apoorva AGRAWAL, Ritu ARORA, Rushad SHROFF
- 12:35** FP2359 - Visual Outcomes of Sterile Corneal Infiltrates After Photorefractive Keratectomy
Chief & Presenting author : Sushank BHALERAO (B15515), Sowjanya VUYYURU, Pratik GOGRI
- 12:40** FP2605 - Clearing the Myopic Maze : Navigating ICL Complications
Chief & Presenting author : Aishee MITRA (A29662), Sujata Sanjay CHAHANDE, Priyanka DHAYTADAK, Agarwal MANOJKUMAR

Hyde Park

Cataract

Chairperson : Dharmendra NATH
Co-Chairperson : Minu M. MATHEN
Convenor : Vishnu Swarup GUPTA
Co-Convenor : Bharti SHARMA
Moderator : Rajalingam VAIRAGYAM

Date :	02-04-2025
Time :	12:00-13:00
Hall :	Palash Hall - Grand Ball Room A

Each Presentation is 4 mins

- 12:00** FP16 - Presentation of Traumatic Cataract in a Tertiary Eye Care Center of Coastal Odisha
Chief & Presenting author : Deepak CHOUDHURY (C20269)
- 12:05** FP536 - A Case of Isolated Unilateral Coloboma of Lens
Chief & Presenting author : Manpreet KAUR (M21286), Anjali BHAMBHU, Neha ADLAKHA
- 12:10** FP645 - Comparative Evaluation of Longitudinal U/s Pulse, burst, Ozil & Ozil-Ip Mode of Phacoemulsification
Chief & Presenting author : SUNITA (S22164), (Mrs.) Kiran BHANOT, Nawab Zishan FAROOQUI
- 12:15** FP760 - Assisted Nucleotomy for Onerous Dense Cataracts
Chief & Presenting author : Kanika BHARDWAJ (K22138), Garvita DABAS, Mahipal S. SACHDEV, Raghav MALIK
- 12:20** FP773 - Impact of Surgical Volume on Intra-Operative Complications in Manual Small Incision Cataract Surgery
Chief & Presenting author : Md Afroz ALAM (A28183), F TARANNUM, Md Afroz ALAM
- 12:25** FP795 - Retro Pupillary Iris Claw Lens Implantation in Novice Surgeons: a Video-Based Retrospective Analysis
Chief & Presenting author : Prajakta DANDEKAR (D18153), Jay SHETH, Murthy Somasheila I., Maneck NICHOLSON
- 12:30** FP863 - Comparative Analysis of Optical Biometry: Lenstar Versus IOL Master in Silicon Oil Filled Eyes
Chief & Presenting author : Niraj AGRAWAL (A13164), Puja BHUWANIA
- 12:35** FP945 - Posterior Polar Cataract in Pregnancy
Chief & Presenting author : Ankit AHIR (A24211), Vipul PRAJAPATI, Madhusmita MAHAPATRA
- 12:40** FP1333 - A Case of Bilateral Snowflake Cataract
Chief & Presenting author : Anusha RAJENDRAN (A27838), Kavitha K, Thasneem SURAIYA
- 12:45** FP1389 - Challenges in the Management of Opacified IOL
Chief & Presenting author : Charu SAGAR (C21833), Chirag KALRA, Amit MEHTANI
- 12:50** FP2374 - Effect of Nd:yag Laser Posterior Capsulotomy on Refraction, IOP and Macular Thickness
Chief & Presenting author : Manu PRIYA (M25794), Neelima MEHROTRA

FREE PAPER

Orbit & Oculoplasty - I

Chairperson : Thukral VIKAS
Co-Chairperson : Sharmistha BEHERA, Sanjiv GARG
Convenor : Jayanta Kumar DAS, Shaloo BAGEJA
Co-Convenor : Kavitha RAMAKRISHNAN
Moderator : Urmil CHAWLA

Date :	02-04-2025
Time :	12:00-13:30
Hall :	Palash Hall - GrandBall Room C

DAY 0 – WEDNESDAY

Each free paper is 5 mins

- 12:00** FP1733 - Case Series of IGG4-Related Orbital Disease (IgG4-ROD) - Clinicopathological Spectrum
Chief & Presenting author : Angku HAGE (A25489), Narendra BAGRI, Seema KASHYAP, Rachna MEEL
- 12:06** FP1798 - Neutrophilic Dermatitis:unraveling the Sweetness of a Complex Narrative
Chief & Presenting author : Yamini MANIKTALA (Y25590), Tarjani DAVE, Prerna SINHA
- 12:12** FP1963 - Clinical Profile and Management of Blepharochalasis in a Tertiary Eye Care Centre
Chief & Presenting author : Shailesh KANWAR (K22354), Suman Kumari MEENA, Sahil AGARWAL
- 12:18** FP2002 - Correlation Between Munk Score, Tfh and Tmh in Punctal Stenosis After Mini-Monoka Stenting
Chief & Presenting author : Simran HUNDLANI (S29538), Shashidhar Shankaranarayana VASI, Saptagirish RAMBHATLA
- 12:24** FP2011 - Ultrasonographic Assessment and Hyaluronic Acid Fillers for Tear Trough Deformity Correction
Chief & Presenting author : Vatika BHARDWAJ (V28908), Ms. Komal SAWARKAR, Sonali GAIKWAD, Kasturi BHATTACHARJEE
- 12:30** FP2088 - Mesenchymal Chondrosarcoma of the Orbit in a Young Female
Chief & Presenting author : Pallavi SINGH (S19000), Kruti BHUT
- 12:36** FP2139 - Ocular Manifestations of Xeroderma Pigmentosum (XP)
Chief & Presenting author : Sushant ADIGA (A24722), Rohit SAIJU, Purnima Rajkarnikar STHAPIT, Sreypeou KRIN
- 12:42** FP2165 - Clinical Features and Outcomes of Patients with Lacrimal Gland Prolapse
Chief & Presenting author : Adit GUPTA (G15376), Prerana TAHILIANI
- 12:48** FP2227 - Dacryocystosclerotherapy as an Alternative to DCT in Patients Not Compliant to Surgery
Chief & Presenting author : Suchitra KUMARI (S23660), Shefa HABIB, Taruni KUMARI, Antabha BANDYOPADHYAY
- 12:54** FP2295 - A Retrospective Analysis of Patients Presenting with Intraorbital Foreign Bodies (IOFBs)
Chief & Presenting author : Juhi DAGA (J22324), Tarjani Vivek DAVE
- 13:00** FP2304 - A Rare Case of Mucoepidermoid Carcinoma of the Lacrimal Gland
Chief & Presenting author : Pushkar MAHALE (M28077), Vivek S. NAIK, Vathsalya VIJAY
- 13:06** FP2449 - Correlation of Orbital Perfusion Biomarkers with Clinical Activity Scoring in Thyroid Eye Disease
Chief & Presenting author : UDDESHYA (Y28076), Shalin SHAH, Meenakshi THAKAR, Ruchi GOEL
- 13:12** FP2628 - Intralesional Triamcinolone: a Novel Technique of Management of Cicatricial Ectropion
Chief & Presenting author : Manushree GAUTAM (G18624), Preeti RAWAT, Neetu Kori SHANKHWAR, Shweta WALIA

Hyde Park

Glaucoma + Neuro Ophthalmology

Chairperson : Krishna VAITHEESWARAN
Co- Chairperson : Taru DEWAN
Convenor : Suneeta DUBEY
Co-Convenor : Deepak MISHRA
Moderator : Annu JOON

Date :	02-04-2025
Time :	13:00-14:10
Hall :	Palash Hall - Grand Ball Room A

Each Presentation is 4 mins

- 13:00** FP269 - To Find the Incidence of Progression in Patients with Normal Tension Glaucoma
Chief & Presenting author : Kanchan SHARMA (K29482), Isha VATSAL
- 13:05** FP471 - Crossectional Study of ACA Parameters in Shallow AC Probands & Their Siblings at a Tertiary Centre
Chief & Presenting author : Anita SANKHLA (A25439), Prateek NISHANT, Bhawesh SAHA, Amit RAJ
- 13:10** FP506 - MRI Analysis of Optic Nerve and Globe Length in Normal Tension Glaucoma (NTG) and High Myopia (HM)
Presenting author : Pratibha KATARIA, Chief author : Zia CHAUDHURI, Yashvant SINGH, Manav Deep SINGH
- 13:15** FP537 - Is It Glaucoma or Something Else? -A Case Series on the Visual Field Mysteries
Chief & Presenting author : Apurva PRABHUDESAI (A27010), Prabhudesai Medha NITIN
- 13:20** FP628 - You Say It Best When You Say Nothing at all
Chief & Presenting author : Mayuri BORAH (M25634)
- 13:25** FP689 - Rare Ocular Presentation of B/L Megalocornea and High IOP in Treacher Collins Syndrome:a Case Report
Chief & Presenting author : Sathesh BASKARAN (B27709), Jyotish KHILAR
- 13:30** FP766 - Analysis of Refractive Error After Phacotrabeculectomy
Chief & Presenting author : Mayuri PHATAK (M27011), Dhamankar R.R.
- 13:35** FP928 - Blistering Surprise: Epithelial Bullae Formation Post-Trabeculectomy Bleb Massage
Chief & Presenting author : Sagarika SNEHI (S18159), Rajesh PATTEBAHADUR, Kanishk SINGH, Puja Hingorani - BANG
- 13:40** FP1193 - Post Trabeculectomy Hypotonous Maculopathy:different Scenarios with Different Targeted Approach
Chief & Presenting author : Malleswari MEDIKONDA (M12991)
- 13:45** FP1684 - Clinical Study and Management of Secondary Glaucoma
Chief & Presenting author : Nupur BHATNAGAR (N29110), Shikha PAWAIYA, Aarav JAWA
- 13:50** FP1969 - Rare Case of Suspect Congenital Glaucoma with Shallow Anterior Chamber
Chief & Presenting author : Narendra WALA (W27816), Narendra WALA
- 13:55** FP2161 - Assessment of Anterior Segment Parameters in Pseudoexfoliation Spectrum
Chief & Presenting author : Sonam VERMA (S29478), Vibha SINGH, Santosh KUMAR
- 14:00** FP2245 - Cataract Surgery Lowers Intraocular Pressure and Medication Use
Chief & Presenting author : Sukanya PADHI (S27306)
- 14:05** FP2308 - Comparison of Efficacy and Side Effects of Ripasudil, Timolol and Latanoprost Monotherapy
Presenting author : Kajal SAGAR, Chief author : Nishi SATISH, Kunal SINGH, Nishi SATISH, Harinder Singh SETHI

TOP VIDEOS

General Film

Judge : Dharmendra NATH, Rohit SAXENA, Poonam Bansal JAIN,
Shikha GUPTA, Suven BHATTACHARJEE, Aastha SINGH

Date :	02-04-2025
Time :	13:30-15:30
Hall :	Brahmkamal Hall - Auditorium A

DAY 0 – WEDNESDAY

Each video is 8 mins

- 13:30** VT63 - Powerlifting the Sunken Eye
Chief & Presenting author : Manjula JAYAKUMAR (M06648), Agarwal AMAR, Padma Priya G.K, Vaishnavi J
- 13:39** VT68 - From Staring to the Elegant Look
Chief & Presenting author : Salil Kumar MANDAL (M12531), Asrik MUKHOPADHYAY, Swasti SARKAR
- 13:48** VT144 - Breaking Barriers: Telescreening Revolutionising ROP Care
Chief & Presenting author : Manavi Deokrishna SINDAL (S11035), Megha NAIR, Shivraj TAGARE, Pawan GARDE
- 13:57** VT170 - Celebrations to Nightmares
Chief & Presenting author : Samrat CHATTERJEE (C07146), Deepshikha AGRAWAL, Harsha GOKLANI, Anjali AGRAWAL
- 14:06** VT289 - Unexpected Delight: the Eyes Only See What the Mind Knows
Chief & Presenting author : Poorva KHER (P25537), Aniket SHASTRI
- 14:15** VT372 - Eye to Eye: Tackling Squint Surgery with Patient in Fowler's Position
Chief & Presenting author : Jyoti MATALIA (M10661), Shalini SUBRAMANIAN, Arpita PESHATTIWAR, Sheetal Achyut MUNDE
- 14:24** VT382 - Paediatric Vision & Refraction- Tips and Tricks!
Chief & Presenting author : Aravind KRISHNA (K27980), Sahithya BHASKARAN
- 14:33** VT384 - Split the Oyster to Find the Pearl
Chief & Presenting author : Chhavi GUPTA (C22112), Sima DAS
- 14:42** VT415 - The Path to Evolution – Transform Into a MIGS Surgeon with Ease
Chief & Presenting author : Madhavi Ramanatha PILLAI (M16856), Shivam GUPTA, Nimrita Gyanchand NAGDEV, Devendra MAHESHWARI
- 14:51** VT451 - Basic Nasolacrimal Endoscopic Evaluation with a Hand-Held Digital Device
Chief & Presenting author : Obaidur REHMAN (R25681), Sima DAS, Elika GUPTA
- 15:00** VT465 - The New Phase to a New Face - Advent of Osseointegrated Implants in Oculoplasty
Chief & Presenting author : Sruthi R S (S26237), Tarjani DAVE
- 15:09** VT495 - To Assess the Outcome of Adjustable Suture Levator Resection Technique in Patients with Ptosis
Chief & Presenting author : Shirali GOKHARU (S23499), Namita KUMARI

FREE PAPER

Vitreous Retinal Diseases - I

Chairperson : Guliani Brahm PRAKASH
Co- Chairperson : Ashish LALL, Priyank GARG
Convenor : Avadhesh OLI, Manisha AGARWAL
Co-Convenor : Hanspal BHINDER
Moderator : Gagan BHATIA

Date : 02-04-2025
Time : 13:30-15:00
Hall : Brahmkamal Hall - Auditorium B

Each free paper is 5 mins

- 13:30** FP8 - Development of a Predictive Model for Anatomical Closure of Macular Hole
Chief & Presenting author : Kanwaljeet Harjot MADAN (M13586), Jaswant Singh THIND, Sangeet MITTAL
- 13:36** FP115 - ELM and EZ Restoration-Based Novel Grading System After Successful Macular Hole Surgery
Chief & Presenting author : Samya SINGH (S24325), Sandeep SAXENA
- 13:42** FP154 - Role of Ranibizumab Biosimilar(razumab) in Sight-Threatening Retinopathy of Prematurity(st-ROP)
Chief & Presenting author : Sai Kiranmayee P. (K17924), Vishal GOVINDHARI, Muralidhar OGOTI, K. VISWANATH
- 13:48** FP188 - Macular Massage: a Different Technique of Secondary Closure for Failed to Close Macular Holes
Chief & Presenting author : Somak MAZUMDAR (M12941), Debudul CHAKRABORTY
- 13:54** FP212 - Epimacular Membrane with Full Thickness Mh-Closure Patterns and Correlation with Surgical Technique
Presenting author : Deependra Vikram SINGH (S09689), Chief author : Raja Rami Reddy P, K Prabhu NISSI, Deependra Vikram SINGH
- 14:00** FP247 - Long-Term Surgical Outcomes of Patients Following Surgery for Stage 4 & 5 Retinopathy of Prematurity
Chief & Presenting author : Aditi JOSHI (A22150), Gopal LINGAM, Pramod Sadashiorao BHENDE, Aashul CHAWLA
- 14:06** FP468 - Effect of Nepafenac on Choroidal Thickness in Patients with Acute Central Serous Chorioretinopathy
Chief & Presenting author : Abhishek DESAI (D13405), Sweety M .POHANE, Rushikesh NAIGAONKAR, Dilna KM
- 14:12** FP475 - Proteomics of Macular Hole - Piwil1 as a Potential Regulator of Retinal Integrity
Chief & Presenting author : Manavi Deokrishna SINDAL (S11035)
- 14:18** FP561 - Analytical Study of Genetic Polymorphisms on Retinopathy of Prematurity Progression and Regression
Chief & Presenting author : Thasneem SURAIYA (T13971), Kavitha K
- 14:24** FP611 - Delayed Rhegmatogenous Retinal Detachment Post Macular Surgery – a Multicentric Study
Chief & Presenting author : Sumit Randhir SINGH (S17871), Jay Kumar CHHABLANI
- 14:30** FP1222 - Role of Repeat Injection Ranibizumab in Management of Agressive ROP: Randomized Control Trial
Chief & Presenting author : Aiswarya SASI (A25844), RAJPAL, Ramesh AGARWAL, Parijat CHANDRA
- 14:36** FP1361 - Predicting Visual Acuity Change Post-Macular Hole Surgery: AI, Clinical, and OCT Feature Model
Chief & Presenting author : Kanika GODANI (K27276), Ayushi CHOUDHARY, Rupal M KATHARE, Priyanka GANDHI
- 14:42** FP2532 - Outcomes of Surgical Management of Retained Sub-Foveal Perfluorocarbon Liquid (PFCL) in Vitrectomy
Chief & Presenting author : Muthu Krishnan VALLINAYAGAM (V12212), Kim RAMASAMY, K. Naresh BABU
- 14:48** FP2613 - Intravitreal Clindamycin as the Treatment of Choice in Toxoplasmic Retinochoroiditis
Chief & Presenting author : Shweta SINGH (S26750), Bhanu PRIYA, Avnindra GUPTA, Lalit VERMA

14:54 - 14:59

Karnataka Ophthalmological Society (5')
Fluorescein Assisted Subretinal Tpa for Submacular Haemorrhage
Sunil GANEKAL (G11600)

POSTER PODIUM PRESENTATION

Squint

Judge : Kamlesh, Kavita PORWAL, Jeenu Priya S. TYAGI,
Srinivasan G. RAO, Vinita GUPTA

Date :	02-04-2025
Time :	13:30-15:00
Hall :	Kesar Hall 202

Each Presentation is 4 mins followed by 1-2 mins of QA

- 13:30** FP111 - Orthoptic Importance of Refractive Correction in Phakic Plane in Unilateral High Refractive Errors
Chief & Presenting author : Akshay MOHAN (M22514), Vinita SINGH, Siddharth AGRAWAL
- 13:35** FP171 - Alignment Outcome After Comitant Horizontal Strabismus Surgery in Children: 5-Year Follow- Up Study
Chief & Presenting author : Rishikesh MAYEE (M12687), Rinkle Shankar GAWANDE
- 13:40** FP178 - Clinico-Etiological Characteristics and Prognostic Factors in Cases of Acquired Ophthalmoplegia
Chief & Presenting author : Anu JAIN (J10265)
- 13:45** FP398 - To Study Indications and Types of Surgery for Monocular Elevation Deficiency Syndrome(MEDS)
Chief & Presenting author : Darshan SHAH (S29421), Nikita BALANI, Avadhi GANASAVA, Ashit SHAH
- 13:50** FP789 - Bilateral Idiopathic Optic Neuritis and AACE: a Novel Association to BE Explored
Chief & Presenting author : Anupam SINGH (A15425), Anirudh SHARMA, Kiran Bala MALLIK, Anue CHOUDHARY
- 13:55** FP1479 - Horizontal Recti Plication with Down Displacement for Complicated Strabismus: a Case Report
Chief & Presenting author : Honey GUPTA (H29363), Samya SINGH, Anju MEENA, Akshay MOHAN
- 14:00** FP1528 - Effect of Inferior Transposition of Horizontal Recti on Unilateral Dissociated Vertical Deviation
Presenting author : Dipti Shikha KAMAR (D27532), Chief author : Pramod Kumar PANDEY
- 14:05** FP2288 - Readily Available: Portable Hess Chart
Chief & Presenting author : S.Aisha RAZA (S22231)
- 14:10** FP2318 - Acquired Brown's Syndrome-A Rare Case Series
Chief & Presenting author : Nayana G (N25023), SHABEEBA KANNAMBALATH, Soumya NAMBIAR, Leila MOHAN
- 14:15** FP2535 - True Muscletransplantation-Will This New Paradigm Become the Norm in Treating Large Angle Squint
Chief & Presenting author : Reena GUPTA (G12626), Urmil CHAWLA, Vicky VIDHATA, Chekitaan SINGH
- 14:20** FP2548 - A Cross-Sectional Study of Health Related Quality of Life (HRQOL) in Adults with Strabismus
Chief & Presenting author : Sarita RAVINDRAN (S27706), Soujanya KAUP, Sheetal SAVUR

FREE PAPER

Cornea - I

Chairperson : Pankaj GUPTA, NASRIN
Convenor : Rohit BANG
Co-Convenor : Geeta BEHERA, Neera AGRAWAL
Moderator : Charuta PURANIK

Date : 02-04-2025
Time : 13:30-15:00
Hall : Neelkamal Hall 305

Each free paper is 5 mins

- 13:30** FP86 - Microkeratome Lenticule Assisted CXL in Autistic Children: a Case Series
Chief & Presenting author : Alok SATI (S09925)
- 13:36** FP122 - Anxiety and Depression in Keratoconus
Chief & Presenting author : Samrat CHATTERJEE (C07146), Deepshikha AGRAWAL, Mehvish MALIK
- 13:42** FP469 - Therapeutic Profile of Human Umbilical Cord Blood Serum in Allergic Eye Disease :a Pilot Study
Chief & Presenting author : Bhavana SHARMA (S09085), Radhika AGARWAL, Kanika SINGH, Vidhya VERMA
- 13:48** FP533 - Manual Corneal Allogenic Intrastromal Segments(CAIRS) With/without Cross-Linking for Keratoconu
Chief & Presenting author : Omar RASHID (R19569), Rimsha SAROSH, Shah NAWAZ
- 13:54** FP627 - Prognostic Insights and Genomic Landscape of Mitochondrial Dysfunction in Keratoconus
Chief & Presenting author : Shivam SHARMA , TC NAG, Lata SINGH, Namrata SHARMA
- 14:00** FP640 - Interplay of Tear Cytokine Levels and Confocal Microscopy in Progressive Keratoconus
Chief & Presenting author : Rashmi DESHMUKH (D17345), Rohini SONAR, Vivek SINGH
- 14:06** FP1452 - Analysis of Specular Microscopy Pre and Post CXL in Patients of Keratoconus with Thin Corneas
Presenting author : Shivangi SHARMA (S28686), Chief author : Mallikarjun M. HERALGI, Nayana T, Kavitha V., Roopasree. B.V
- 14:12** FP1617 - Assessment of Changes in Hoas Following Corneal Collagen Cross-Linking in Keratoconus Patients
Chief & Presenting author : Gagan Deep KAUR (G28986), Akshita GHIYA
- 14:18** FP1698 - Are all Thin Corneas (<480 Microns) Indicative of Keratoconus?
Chief & Presenting author : Panaah SHETTY (P27992), Abhijit Sinha ROY, Pooja KHAMAR
- 14:24** FP1712 - Factors Influencing Corneal Haze Following Corneal Collagen Crosslinking in Keratoconus Treatment
Chief & Presenting author : Malathy M (M26404), Josephine Christy S
- 14:30** FP1864 - Title: Biomarker-Driven Haze Prediction in PRK and Crosslinking: Clinical Outcomes and Impact
Chief & Presenting author : Deepthi RH (D24780), Pooja KHAMAR
- 14:36** FP1892 - Therapeutic Penetrating Keratoplasty in Pre-COVID and COVID Period
Chief & Presenting author : Sandhya SHRESTHA (S26293), Neeti GUPTA
- 14:42** FP2145 - A Novel Collagen Cross-Linking Using Smart Mn-CXL[®] Machine
Chief & Presenting author : Venkatesh L. KONKAL (K09978), Prasanna ARADHYE, Sourabh PATWARDHAN
- 14:48** FP2174 - Combined Topography-Guided PRK with KXL in KC- Long Term Results
Chief & Presenting author : Kiran KUMAR (K19195), Spurti NATARAJ, Vandana MAGANTY
- 14:54** FP2177 - Evaluating Contrast Sensitivity After CXL: Key Findings from the Spaeth-Richman Test
Chief & Presenting author : Tanu SINGH (T22195), Parul ICHHPUJANI, Sudesh Kumar ARYA, Laxmi Tuli KAUSHAL

15:00 - 15:05

Goa Ophthalmological Association (5')
Primary Iris Cysts at the Pupillary Margin- a Rare Clinical Entity
Vineeta Maryann De SOUZA (V27062)

FREE PAPER

Community / Social Ophthalmology - I

Chairperson : Om Prakash ANAND, Lalit Kumar NEPALIA
Convenor : Ruchi GOEL
Co-Convenors : Nayanshi SOOD, Girjesh KAIN
Moderator : Poonam SINGH

Date : 02-04-2025
Time : 13:30-15:00
Hall : Suryamukhee Hall 401

DAY 0 – WEDNESDAY

Each free paper is 5 mins

- 13:30** FP163 - Peeking with Eyes of an AI - Protracting the Geometry of Angle with AI Utilizing Human Intelligence
Chief & Presenting author : Prasanna Venkatesh RAMESH (R19173), Arvind Kumar MORYA, Pavithra PANNERSELVAM, Shruthy Vaishali RAMESH
- 13:36** FP184 - "Assessing Accuracy of Smartphone-Based Cataract Screening Solution Using AI: Pilot Study"
Chief & Presenting author : Siddharam JANTI (J14066), mali kalpana RAMANNA, Raja A.M., Raghavendra Rao KOLAVALI
- 13:42** FP472 - Smart Algorithms in Retinopathy of Prematurity: a Knowledge Assessment
Chief & Presenting author : Rajvin Samuel PONRAJ (P20063)
- 13:48** FP1093 - Genetic Insights from Phenotype in Inherited Retinal Diseases (IRDs) Without Genetic Testing
Chief & Presenting author : Puja MAITRA (P19231), Aditya MAITRAY
- 13:54** FP1240 - Insights from INDIA Ophthalmology Clinical Trial Network- Diabetic Retinopathy Registry Across INDIA
Chief & Presenting author : Gopal S. PILLAI (P09299), Alok SEN, Bibhuti Prassan SINHA, S.NATARAJAN
- 14:00** FP1281 - All in One AI Based Smartphone Annotating and Referral App for 15 Common Retinal Disorders
Chief & Presenting author : Arvind Kumar MORYA (M17612), Sahithi EERETI, Soujanya VELAMPALLI, Priya SISODIYA
- 14:06** FP1384 - Role of Medical Management in Adnexal Dirofilariasis
Chief & Presenting author : Soumya NARAYANAN (S20124)
- 14:12** FP1475 - Impact of Strabismus of Quality of Life of Parents
Chief & Presenting author : Swati PHULJEHE (P10477), Praveen VASHIST, Rohit SAXENA, Nymisha KAKULLA
- 14:18** FP1611 - Tacteyele: a 3-D Printed Tactile Marker on Medications for Patients with Low Vision
Chief & Presenting author : Prithvi CHANDRAKANTH (C22539), Debolina DEB, Chandrakanth K.S.
- 14:24** FP1752 - Enhancing Glaucoma Management in Rural INDIA: the Impact of Teleconsultation at Vision Centres
Chief & Presenting author : Gowtham KIM (K25728), Indira DURAI, Mohammed GOWTH, Gowtham KIM
- 14:30** FP1753 - AI-Driven Diagnostics Vs. Ophthalmologist Assessment in Diabetic Retinopathy: a Comparative Analysis
Chief & Presenting author : Mohammed Aarif KHAN (K27733), Harinikrishna B, Syed Mohideen Abdul KHADAR, R.Ram SUDARSHAN
- 14:36** FP2160 - Vision in Box, Novel Portable Tricolour Chart to Screen Suppression in School Screening
Chief & Presenting author : Kaushik MURALI (M10521), Sajal JAIN, Divyansh MISHRA, Sowmya R.
- 14:42** FP2201 - Telemedicine in Managing Corneal Clinics: Embracing "the New Digital INDIA"
Chief & Presenting author : Meenal KATARIA (M22728), Manisha Chhabra ACHARYA, Shalinder SABHERWAL, Nikunj PATEL

14:48 - 14:53

Bihar Ophthalmological Society (5')
Awareness and Practises of Carbon Footprint Reduction in Cataract Surgery : a Survey Amongst Ophthalmologists
Tarranum FATIMA (F 26679)

FREE PAPER

Neuro Ophthalmology - II

Chairperson : Sunil KUMAR
Co- Chairperson : Gowhar AHMAD, Taru DEWAN
Convenor : Renu GROVER
Moderator : Sonali GUPTA

Date : 02-04-2025
Time : 13:30-15:00
Hall : Moulshree Hall 402

Each free paper is 5 mins

- 13:30** FP205 - Juvenile Double Seronegative Myasthenia Gravis- “Decoding Diagnostic Dilemma”
Chief & Presenting author : Deepti P. (D14106)
- 13:36** FP1343 - Optic Nerve Sheath Fenestration for Vision Loss in Cerebral Venous Thrombosis: Outcomes Case Series
Presenting author : Merin Anna RAJU (M28976), Chief author : Suneetha N LOBO, Sherina THOMAS, Vybhavi RAO, Shubashree KARAT
- 13:42** FP1362 - Retinal Ganglion Cell Changes Due to Trans-Synaptic Retrograde Degeneration in Stroke Patients
Chief & Presenting author : Utami Noor SYABANIYAH, Saravanan VR, Karthik Kumar MANI, Virna SHAH
- 13:48** FP1414 - Neuro-Ophthalmic Manifestations of Tuberos Sclerosis-A Case Series
Chief & Presenting author : Jayasri Kanthalu NARAYANAMOORTHY (J20067)
- 13:54** FP1585 - Misleading Pale Disc: Wolfram Syndrome- Clinical Features and Ophthalmic Association
Chief & Presenting author : Soveeta Souravee RATH (R16806), Ria RATNA, Suma GANESH, Shailja TIBREWAL
- 14:00** FP1607 - Ocular Manifestations, Visual Field(VF) Pattern in Traumatic Brain Injury (TBI) and Stroke Patients
Chief & Presenting author : Anamika CHOWDHURY (A29120), Anvita KACHHAP, Zaid ASHRAF, Sunil KUMAR
- 14:06** FP1774 - Cracking the Calcium Code: Optic Neuropathy’s Intricate Link to Fahr’s Disease
Chief & Presenting author : Anagha ANAND (A23832), Nirmala Devy Krishnan Kutty NAIR, Madhumita GOPAL
- 14:12** FP1867 - Spectrum of Tuberculous Optic Neuropathy-A Study Done at a Tertiary Care Center in Upper Assam
Chief & Presenting author : Uttara RABIDAS (U26625), Gogoi Rajendra NATH
- 14:18** FP1994 - Visual Evoked Potential Changes in Type-2 Diabetes Mellitus- a Novel Early Prediction Study
Chief & Presenting author : Rakhi SEN (R24542), Bhaskar GHOSH
- 14:24** FP2226 - A Prospective Study of Ocular Manifestations in Head Injury Patients from a Tertiary Care Centre
Chief & Presenting author : Vibha SINGH (S16964)
- 14:30** FP2428 - Clinical Characteristics and Treatment Outcomes for Optic Neuropathy Associated with Sarcoidosis
Chief & Presenting author : Mousmi ANAND (M27300), Neda RAHMAN, Rohit Kumar MAHATO, Anvita KACHHAP
- 14:36** FP2455 - Genie in a Bottle : Reversible Nutritional Optic Neuropathy in North East INDIA
Chief & Presenting author : Himadri CHOUHDURY (C12704), Choudhury Hirendra KUMAR, Haimanti CHOUHDURY
- 14:42** FP2522 - Beyond the Obvious: Subtle Signs and Mri in Diagnosing Pituitary Adenoma
Chief & Presenting author : Navneet CHHABDA (N21976), Stuti Somani AGARWAL, Manideepa BANERJEE, Sujata GUHA

FREE PAPER

Trauma - I

Chairperson : GULAM ALI KAMDAR
Co-Chairperson : GULAM ALI KAMDAR
Convenor : Chandana KAKATI, Moreker Sunil RATILAL
Co-Convenor : Avadhesh OLI, Tarjani DAVE
Moderator : Sunandini BOSE

Date :	02-04-2025
Time :	13:30-15:00
Hall :	Kaner Hall 403

DAY 0 – WEDNESDAY

Each free paper is 5 mins

- 13:30** FP187 - Accidental Impacted Large Organic Foreign Body in the Orbit Survive Eyeball and Vision
Presenting author : Asrik MUKHOPADHYAY (M24902), Chief author : Salil Kumar MANDAL, Anwasha MAITRA, Swasti SARKAR
- 13:36** FP590 - Comparative Study of Astigmatism Following Open Globe Subgroup of Open Globe Injuries in Children
Chief & Presenting author : Dolly DHANUKA (D24054), Rutuja VAKIL, Riddhi SHAH, Dilipkumar BATRA
- 13:42** FP615 - Largest Case Series of Fish Hook Injury Cases with Various Techniques for Fish Hook Removal
Chief & Presenting author : Sowjanya VUYURU (S26333), Prerana A SHETTY, Uma THIGALE, Sushank BHALERAO
- 13:48** FP719 - Management Outcome of Post-Traumatic Glaucoma Due to Tennis Ball Injury Used for Playing Cricket.
Chief & Presenting author : Bhagabat NAYAK (N16115), Debasish SADANGI, PRIYADARSHINI MISHRA, Bijnya Birajita PANDA
- 13:54** FP763 - Beyond the Surface: Delving Into the Outcomes of Intraocular Foreign Body in Open Globe Injuries
Chief & Presenting author : Dhwanee AGARWAL (D25693), Bhavik PANCHAL
- 14:00** FP875 - Fireworks Injury: Visual Outcomes and Prognosis
Chief & Presenting author : Divya TARA (D29651), Prerana A SHETTY, Sowjanya VUYURU, Falguni ROY
- 14:06** FP941 - Corneal Foreign Bodies - Study from a Secondary Eye Care Centre in Rural Southern INDIA
Chief & Presenting author : Harinikrishna B (H21589), R.Ram SUDARSHAN
- 14:12** FP1077 - Ocular Impact of Diwali: Unveiling the Spectrum of Firecracker Eye Injuries in Tertiary Eye Hospital
Chief & Presenting author : Harini R (H28373), Prabhu KRISHNA
- 14:18** FP1090 - Spectrum of Laser Light Injuries and Their Clinical Outcomes
Chief & Presenting author : Siddharth MAANJU (M28392), Apoorva A.G., Giriraj VIBHUTE, Shrinivas M. JOSHI
- 14:24** FP1462 - Modified Paediatric Ocular Trauma Score- Novel Scoring System in Paediatric Penetrating Injuries
Chief & Presenting author : Anant BHOSALE (B18943), Nidhi BHOSALE, Rodney John MORRIS
- 14:30** FP1469 - MIVS Assisted SFIOL: IOL Tilt and Decentration Measurements Using AS-OCT
Chief & Presenting author : Ashish MARKAN (M19049), Manasi TRIPATHI
- 14:36** FP1705 - Unrecognized Retained Intraorbital Foreign Bodies: Management Challenges and Outcome
Chief & Presenting author : Shivangi SINGH (S23821), Maurya R. P., S.P. SINGH
- 14:42** FP2418 - Approach Towards Retained Periocular Foreign Body- Case Study at Tertiary Eye Care Centre
Chief & Presenting author : Dristi KUMARI (D28285), Sumedha PARASHAR, Gyan BHASKAR
- 14:48** FP2509 - Spectacle Associated Trauma – Retrospective Analysis of Visual and Clinical Outcomes
Chief & Presenting author : Pooja JAIN (J16450), Vinay R. MURTHY, Kavya NAGARAJ, Roopashri MATADA

POSTER PODIUM PRESENTATION

Glaucoma

Judge : Vinod Kumar KUSHWAHA, Shruti Dayal CHAWLA, Abdul Aziz MAKAYEE, Niteen C. DEDHIA, Rengaraj VENKATESH, Tuli DEVEN, Neha MIDHA

Date :	02-04-2025
Time :	13:30-15:00
Hall :	Mogra Hall 404 A

Each Presentation is 4 mins followed by 1-2 mins of Q&A

- 13:30** FP275 - 'Effect of Glaucoma on Binocular Summation of Visual Acuity at Low and High Contrast'
Chief & Presenting author : Shuaib SIDDIQUI (S29141), Priti SINGH, Vidhya VERMA
- 13:35** FP393 - Efficacy of Different Doses of Mitomycin-C Augmented Needle Revision in Failing Trabeculectomy Blebs
Chief & Presenting author : Sanchita MEHTA (S28154), Annu JOON, Anju RASTOGI, Kirti SINGH
- 13:40** FP538 - Study of Retinal Nerve Fibre Layer Thickness in Patients with Various Grades of Myopia on OCT
Presenting author : Sumit SACHDEVA (S07807), Chief author : Priyanka SAINI, Kanupriya VIJ, Neha YADAV, Priyanka SAINI
- 13:45** FP704 - Outcome of Pars Plana Aurolab Aqueous Drainage Implant in Vitreous Cavity in Neovascular Glaucoma
Chief & Presenting author : Dodum Tara TECHI (T24280), Shivam GUPTA, Devendra MAHESHWARI
- 13:50** FP770 - Focal Disc Damage, a Structural and OCT Angiography of Optic Disc and Macula Parameter Correlation
Chief & Presenting author : Trupti PATIL (P14477), George Ronnie J.
- 13:55** FP1261 - The Pittsburgh Sleep Quality Index (PSQI) in Glaucoma Patients
Chief & Presenting author : Prasanth Kumar ATHOTA (A17575), H. Priyamvada PENJARLA, Radhika PALETI,
- 14:00** FP1531 - To Create a Guide for Corrected Disc-Sizes with Varying Biometric Factors & a Unified Ddls-CDR Scale
Chief & Presenting author : Raveendra T (R07189), Ditsa DATTA
- 14:05** FP2129 - Quantification of Anterior Chamber Angle in North Indian Population Using Sirius Tomographer
Chief & Presenting author : Sumit GOYAL (G23488), Mayank JHANWAR, Ankita SINGH, Jaya KAUSHIK
- 14:10** FP2300 - Qualitative and Quantitative Evaluation of Corneal Endothelium in Patients of Primary Glaucoma
Chief & Presenting author : Seema MEENA (M18467), Manjari TANDON, Nikhil AGRAWAL, Kavita Rajan BHATNAGAR
- 14:15** FP2408 - Prevalence of Primary Angle Closure Disease - Assessment with Van Herick Test, Gonioscopy and ASOCT
Chief & Presenting author : Namrata SHREE (N23855), Rajneel BHATTACHARJEE
- 14:20** FP2443 - 3D Visualisation of the Visual Field: Enhancing Understanding with the Hill of Vision
Chief & Presenting author : Pavithra PANNERSELVAM (P26431), Shruthy Vaishali RAMESH, Prasanna Venkatesh RAMESH
- 14:25** FP2581 - Title: Role of Color Doppler in the Diagnosis of Glaucoma in CKD Patients
Chief & Presenting author : Rachana NAKKANA (R29666), Sangeetha. T
- 14:30** FP2630 - Effect of Glaucoma Medication on Lipid Layer Thickness in Patients with Newly Diagnosed Glaucoma
Chief & Presenting author : Pradeep BALAM (B21329), Mayuri Totli KURUBA, Ajita SASIDHARAN

POSTER PODIUM PRESENTATION

External Eye & Ocular Surface Disease

Judge : Sangwan Virender S., Paras MEHTA, Sagarika PATYAL,
Anubha RATHI, Mamta SINGH, Rushad SHROFF

Date :	02-04-2025
Time :	13:30-15:00
Hall :	Kadamb Hall 405

Each Presentation is 4 mins followed by 1-2 mins of Q&A

- 13:30** FP320 - Magnitude of Dry Eye Among Medical Students and Its Impact on Mental Their Health
Chief & Presenting author : Sagarika LAAD (S19213), Harpal SINGH
- 13:35** FP894 - Infectious Scleritis Masquerading as Immune-Mediated Disease: a Diagnostic Challenge
Presenting author : Murthy Somasheila I. (M09092), Chief author : Prajakta DANDEKAR, Vaibhav NAGPAL, Supriya SHARMA, Prajakta DANDEKAR
- 13:40** FP1038 - Efficacy of Ipl Therapy for Evaporative Dry Eye
Chief & Presenting author : Vijay SHETTY (S09506), Maninder Singh SETIA, Deshpande Prajakta NITIN, Deshpande Nitin SUHAS
- 13:45** FP1171 - Antibiotic Susceptibility Patterns and Biofilm Formation of Pathogens Causing Ocular Infections
Presenting author : Sri Vaishnavi BHAMIDIPATI (S29625), Chief author : Teena Mariet MENDONCA, Ajay R. KAMATH
- 13:50** FP1248 - Correlation Between Clinical Findings and Histopathological Characteristics of Primary Pterygia
Chief & Presenting author : Alla Harshita CHOWDARY (A29579), Rasna SHARMA, Sikander Ali Khan LODHI
- 13:55** FP1421 - Differentiating Dermolipoma from Subconjunctival Fat Prolapse on MRI
Chief & Presenting author : Medha Mahendra BHAGAT (M27989), Tuhina MISHRA, Ajay Kumar SHUKLA, Smita SINGH
- 14:00** FP1467 - Case Series of Infectious Scleritis
Chief & Presenting author : Apoorva OJHA (A28099), Suchi Smitha THOTAPALLI
- 14:05** FP1723 - Chemical Injury to the Eye from an Unusual Cause Uncovering an Underlying Policy Issue
Chief & Presenting author : Prateek NISHANT (N21633), Sony SINHA
- 14:10** FP1731 - Subcutaneous Cyst Discovered to Be Mycotic: a Surprising Revelation
Chief & Presenting author : Ritika GOEL (R29018), Shazia ARRIN
- 14:15** FP1838 - Dry Eyes in Diabetes Mellitus Patients and Its Association with Diabetic Retinopathy
Chief & Presenting author : Sanchita GUPTA (S29290), Arpita SINGH, Divya SINGH, (Maj) Abha GAHLOT
- 14:20** FP2432 - Ocular Surface Squamous Neoplasia : Eye Drop to Cure Your Cancer
Presenting author : VINDHYA, Chief author : Rajesh NAYAK, Keerthan RAO, Gurudutt Mulky KAMATH, Ajay R. KAMATH
- 14:25** FP2479 - Segmental Limbal Vernal Keratoconjunctivitis (VKC): a Novel Unusual Presentation
Chief & Presenting author : Anup Kumar GOSWAMI (G08117), Jijo Paul MATHEW

FREE PAPER

Orbit & Oculoplasty - II

Chairperson : Sethi ANITA
Co- Chairperson : Shalini KUMARI
Convenor : Rajinder TRISAL
Co-Convenor : Sonali V. KUMAR, Bhawna PIPLANI
Moderator : Anasua Ganguly KAPOOR, Nidhi MITTAL

Date :	02-04-2025
Time :	13:30-15:00
Hall :	Palash Hall - Grand Ball Room C

Each free paper is 5 mins

- 13:30** FP96 - Early Division of Cutler-Beard Using Tissue Expander for Bridge Flap and FKPF for Tarsus Replacement
Chief & Presenting author : Salil Kumar MANDAL (M12531), Swasti SARKAR, Susmita DESMUKH, Asrik MUKHOPADHYAY
- 13:36** FP1073 - Outcomes of Frontalis Flap Suspension Technique for Severe Blepharoptosis with Poor Levator Function
Chief & Presenting author : Raghuraj HEGDE (H14510)
- 13:42** FP1623 - Evaluation of Muller's Muscle Conjunctival Resection Versus LPS Plication in Mild to Moderate Ptosis
Chief & Presenting author : ADWITIYA BISWAS (B25861), Rachna MEEL, Neelam PUSHKER, Mandeep Singh BAJAJ
- 13:48** FP1658 - Incidence, Clinicopathological Analysis and Surgical Outcome of Various Malignant Eyelid Lesions
Chief & Presenting author : Aparna Alphons KURIAN (A26266), Meghana TANWAR, Usha KIM
- 13:54** FP1778 - Congenital Eyelid Eversion - the Quandary of Whether to Delay Intervention
Chief & Presenting author : Suman Kumari MEENA (S22383), Bhupendra YADAV, Sahil AGRAWAL, Neelam PUSHKER
- 14:00** FP1893 - Response Evaluation to Nact Using Ease of Surgery Score in Cases with Advanced Eyelid Malignancies
Chief & Presenting author : Nipun KUMAR (N25816), Sahil AGARWAL, Neelam PUSHKAR, Rachna MEEL
- 14:06** FP2022 - A Large Hanging Eyelid Angiofibroma with Associated Rhinosporidiosis: an Unusual Presentation
Chief & Presenting author : Anmol KAR (K29219), Bruttendu MOHARANA, Sucheta PARIJA, Bijnya Birajita PANDA
- 14:12** FP2118 - Comparison of Frontalis Flap and Sling with Fascia Lata in Severe Blepharoptosis Using ImageJ
Presenting author : Sruthi R S (S26237), Chief author: Rath SURYASNATA, Mohammed ALMANASSRA, Samir MOHAPATRA
- 14:18** FP2267 - Eyelids Can Lead the Way(varied Spectrum of Lid Disorders Presenting at an Apex Eye Institute)
Chief & Presenting author : Taneema SAMANTA (T23014), Sripurna GHOSH
- 14:24** FP2347 - Managing Grade IV Cicatricial Ectropion-Case Series
Chief & Presenting author : Gyan BHASKAR (B07871), Nancy PANDAY, Sumedha PARASHAR, Neha KUMARI
- 14:30** FP2388 - Surprises on the Eyelid
Chief & Presenting author : Vani Lakhanpal PAREKH (L17164)
- 14:36** FP2412 - Evaluation of Quality of Life Following Upper Eyelid Blepharoplasty in Asian Population of Manipur
Chief & Presenting author : Sarungbam BOBBY (S14556)
- 14:42** FP2491 - A Rare Clinical Presentation of Multiple Myeloma with Coexisting Eyelid Squamous Cell Carcinoma
Chief & Presenting author : Vathsalya VIJAY (V17102), Vivek S. NAIK, Pushkar MAHALE
- 14:48** FP2583 - Long Term Result of Adjustable Frontalis Suspension Surgery for Various Types of Ptosis
Chief & Presenting author : Abhishek CHANDRA (A08875)

Hyde Park

Vitreoretinal Diseases + Uvea - II

Chairperson : Ashish LALL
Co-Chairperson : Kanwaljeet Harjot MADAN
Convenor : Aswin P R
Co-Convenor : Anil SOLANKI
Moderator : Mathangee SANKARAN

Date :	02-04-2025
Time :	14:10-15:20
Hall :	Palash Hall - Grand Ball Room A

DAY 0 – WEDNESDAY

Each Presentation is 4 mins

- 14:10** FP1143 - An Extraordinary Case Report on Cardio- Renal Syndrome and It's Ocular Manifestations
Chief & Presenting author : Saravana Bhava BALACHANDRACHARI (B11363), Sakthi Gnana SUNDARAM
- 14:15** FP1228 - Ocular Manifestations in Leukemia
Presenting author : Perna AHUJA (P28514), Chief author : Gladys RODRIGUES, Teena Mariet MENDONCA
- 14:20** FP1312 - Clinical Conundrum- Proliferative Retinopathy in Term Infant
Chief & Presenting author : Chitralekha DE (C17331), Meenakshi Yadav DHAR, Parijat CHANDRA
- 14:25** FP1329 - Role of Topical Dorzolamide in the Management of Chronic Central Serous Chorioretinopathy Patients
Chief & Presenting author : Vijay Kumar MAURYA (M28215), Vibha SINGH, Vinod Kumar SINGH
- 14:30** FP1388 - Tale of Three Intraocular Foreign Bodies
Presenting author : Priyanshi PRIYA (P24986), Chief author : Nibha MISHRA, Apjit KAUR, Nibha MISHRA
- 14:35** FP1572 - Snake-Like Pattern on Retina- Serpiginous Choroiditis
Chief & Presenting author : Nikita ANDHALE, Fatema LOKHANDWALA, Urmila RAWAT, Reshma RAMAKRISHNAN
- 14:40** FP1849 - A Case Series of Central Serous Chorioretinopathy Amongst the Running Staff of Indian Railways
Chief & Presenting author : Sumeet PATIL (P17131)
- 14:45** FP1923 - Uncommon Presentation of Central Serous Chorioretinopathy with Branch Retinal Vein Occlusion
Chief & Presenting author : Awaneesh UPADHYAY (U22183)
- 14:50** FP2051 - Innovative Vision Correction : PPV for Retained Intraocular Foreign Body Extraction
Presenting author : Jitender KUMAR (K13827), Chief author : Chander PRABHA, Sonam GILL, Manish KUMAR, Chander PRABHA
- 14:55** FP2075 - Pneumoretinopathy (PNR): a 9-Year Retrospective Study at a Tertiary Care Hospital
Chief & Presenting author : Poorva DIGE (P28663), Shubhra SWETA, Pradeep SAGAR, Ravi Shankar H.N.
- 15:00** FP2077 - Predictors of Visual Acuity Post Vitrectomy for Rhegmatogenous Retinal Detachment (RRD)
Chief & Presenting author : Kajal BANSAL (K28664), Shubhra SWETA, Pradeep SAGAR, Ravi Shankar H.N.
- 15:05** FP2398 - An Interesting Case of Uveitis
Chief & Presenting author : Vidush RATAN (R29745), Nishant YADAV
- 15:10** FP2591 - A Comparative Study of Innovator VS Biosimilar Ranibizumab in Treating Macular Oedema in Upper Assam
Chief & Presenting author : Anwasha BANERJEE (A27013), Paramesh BHARALI

FREE PAPER

Vitreous Retinal Diseases - II

Chairperson : Dhanashree RATRA, Prashant Somesh AGNIHOTRI
Co- Chairperson : Punita Kumari SODHI
Convenor : Girish Shiva RAO, Gopal S. PILLAI

Date :	02-04-2025
Time :	15:00-16:30
Hall :	Brahmkamal Hall - Auditorium B

Each free paper is 5 mins

- 15:00** FP208 - OCT Angiography Biomarkers to Evaluate Response to Treatment in Diabetic Macular Oedema
Chief & Presenting author : Shroff Rahul ASHOK (S05342), Shroff Ashok C., Anand A. SHROFF
- 15:06** FP301 - Comparing Faz Using OCT-A in Prediabetes and Diabetes Without Retinopathy
Chief & Presenting author : Deepthi RAVICHANDRAN (D28168), Mamatha NAGAMALLI, Savitha ARUN
- 15:12** FP326 - Titrated & Sequential Protocol of Subthreshold Micropulse Laser for Subfoveal Leaks in Chronic CSC
Chief & Presenting author : Rohan Suresh NINAN (N23416), Narendran V., George J. MANAYATH
- 15:18** FP706 - Polypoidal Choroidal Vasculopathy in the Young - is It a New Phenotype?
Chief & Presenting author : Haindavi NARLA (H23140), A. GIRIDHAR
- 15:24** FP818 - Comparison of OCTA and FFA in Patients with Diabetic Maculopathy
Chief & Presenting author : Anupam SINGH (S24626), Nidhi TOMAR, Indranil SAHA
- 15:30** FP859 - Clinical and Imaging Insights: Myopic Choroidal Neovascularization Treatment in Pediatric Eyes
Chief & Presenting author : Akshita AGGARWAL (A23317), Nikitha GURRAM
- 15:36** FP862 - Longterm Anatomic & Functional Outcomes of Mtm Eyes Treated Outside of MTM Staging System Guidelines
Chief & Presenting author : Rupal M KATHARE (R25874), Santosh Gopi Krishna GADDE, Ramesh VENKATESH, Naresh Kumar YADAV
- 15:42** FP901 - Clinical Evaluation of a Crispr-Based Rid-Myc Assay for the Diagnosis of Fungal Endophthalmitis
Chief & Presenting author : Siddharth NARENDRAN (S16890)
- 15:48** FP1036 - A New Indication for Endoillumination Assisted Scleral Buckling : Failed Vitreoretinal Surgery
Chief & Presenting author : Pallavi PRIYA (P28530), Birendra Prasad KASHYAP, Rutayani DASH, Bibhuti B. KASHYAP
- 15:54** FP1219 - Safety & Efficacy of Double Dose Aflibercept in Macular Neovascularization (MNV) and Macular Edema
Chief & Presenting author : Zakia ANWER (Z22320), Ajay SHARMA, Deependra Vikram SINGH
- 16:00** FP1322 - Simultaneous Ozurdex with Cataract Surgery: Five Year Data
Chief & Presenting author : Pradeep KUMAR (K12927), Sanjay Kumar MISHRA
- 16:06** FP1453 - The Glow Study – Gloport Utilization in the Real World
Chief & Presenting author : Shishir VERGHESE (V15308), Prithvi CHANDRAKANTH
- 16:12** FP2515 - Obstructive Sleep Apnea and Diabetic Retinopathy: Looking Beyond the Glycemic Control
Chief & Presenting author : Manisha SINGH (M23009)

16:18 - 16:23

**Uttarakhand State Ophthalmological Society (5')
Multimodal Imaging of Coats Disease with Macular Nodule Mimicking Retinoblastoma
Anasua Ganguly KAPOOR (G14567)**

POSTER PODIUM PRESENTATION

Vitreo Retinal Diseases

Judge : Girish VELIS, Gagan BHATIA, Avinash PATHENGAY,
Saraswathy KARNATI, Shamik Prafull MOKADAM,
Ashish MARKAN, Neetu GAGNEJA

Date :	02-04-2025
Time :	15:00-16:30
Hall :	Kesar Hall 202

Each Presentation is 4 mins followed by 1-2 mins of Q&A

- 15:00** FP360 - Quality of Life and Treatment Burden in Patients Receiving Anti-VEGF Injections for Retinal Diseases
Chief & Presenting author : Harshit BANSAL (B27855), Sakshi LOCHAB, Jitender KUMAR, Manisha NADA
- 15:05** FP794 - Outcomes of Vitreoretinal Interventions in Perioperative Suprachoroidal Hemorrhages
Chief & Presenting author : Vidhi BAJPAI (V24610), Mudit TYAGI, Rajeev Kumar Reddy P., Subhadra JALALI
- 15:10** FP852 - Intravitreal Fluocinolone Acetonide (IVFA) (0.19mg) for Pseudophakic (PPH) Diabetic Macular Edema (DME)
Chief & Presenting author : Rituraj VIDEKAR (V12236)
- 15:15** FP861 - Understanding Referral Pattern Correlated with Severity, Risk Factors & ROP Outcome in Central INDIA
Presenting author : Kanika SINGH (K28432), Chief author : Samendra KARKHUR, Lagnajeeta BANERJEE, Kanika SINGH, Sabir MOHAMMED
- 15:20** FP889 - Electroretinogram Changes in Diabetic Patients with and Without Diabetic Macular Edema
Chief & Presenting author : Shana K, Geetha G., Prabhu Shanker M.
- 15:25** FP1124 - Intravitreal Bevacizumab in Management of Traction Without Detachment in Retinopathy of Prematurity
Presenting author : Sarang Rajendra GUPTA (G26688), Chief author : Bhavik PANCHAL, Tapas PADHI, Marina GER, Bhavik PANCHAL
- 15:30** FP1608 - Progression of Age Related Macular Degeneration (AMD) in Indian Cohort: Big Data Analysis
Chief & Presenting author : Jashandeep SINGH (S29649), Ashwini KULKARNI, Niroj Kumar SAHOO
- 15:35** FP2019 - Outcome of Pneumatic Displacement in Submacular Bleed Without Using Tissue Plasminogen Activator
Chief & Presenting author : Samridhi AKANKSHA (S23974), Deepesh MOURYA
- 15:40** FP2125 - Spectrum of Familial Exudative Vitreoretinopathy (FEVR) and Management
Chief & Presenting author : Shivangi SINGH (S20265)
- 15:45** FP2194 - Surgical Outcome of Full Thickness Macular Hole Associated with Other Retinal Pathologies
Chief & Presenting author : Kusumanjali NAKKINA (K23225), G. V. N. Rama KUMAR
- 15:50** FP2326 - Title - Fundus Biomarker of Retinopathy of Prematurity
Chief & Presenting author : Utsav SHAH (S29586), Tapas PADHI
- 15:55** FP2381 - Comparison of 10k Vs 20k Cut Rate of 27g MIVS in the Treatment of Proliferative Diabetic Retinopathy
Chief & Presenting author : Madhushree ACHARYA (M27359), Debasis BAIRAGI

FREE PAPER

Cornea - II

Chairperson : Panda ANITA, Quresh B. MASKATI
Co-Chairperson : Radhika TANDON
Convenor : Neera AGRAWAL
Co-Convenor : Amit MEHTANI
Moderator : Saisree MAJJI

Date : 02-04-2025
Time : 15:00-16:30
Hall : Neelkamal Hall 305

Each free paper is 5 mins

- 15:00** FP299 - Genotyping Pattern of TCF4 Trinucleotide, Ctg18.1 Repeats in Fuchs' Dystrophy in Eastern INDIA
Chief & Presenting author : SK BASAK (B04367), Debasmita P.ALONE, Swagatika PANIGRAHI
- 15:06** FP1138 - Corneal Topography Among Children with Systemic Allergic Diseases or Allergic Conjunctivitis
Chief & Presenting author : Smriti BAJPAI (S28499), Neeraj GUPTA, Shashi Nath JHA, Anita GANGER
- 15:12** FP1177 - Evaluation of Limbal Microstructure in Early Vernal Keratoconjunctivitis Patients Using SD- OCT
Chief & Presenting author : Sridevi NAIR (S20194), Manpreet KAUR, J. S. TITIYAL
- 15:18** FP1364 - Endothelial Cell Loss Following Phaco in Eyes with Pseudoexfoliation: 10-Year Comparative Study
Chief & Presenting author : Haripriya ARAVIND (H09250), Kalpana NARENDRAN, Rengaraj VENKATESH, Shivkumar CHANDRASHEKHARAN
- 15:24** FP1419 - Analysing Corneal Epithelial Thickness Mapping in Vernal Keratoconjunctivitis Using AS- OCT
Chief & Presenting author : Ruchi SHUKLA (S18829), Pragati GUPTA
- 15:30** FP1557 - Genome Wide Dna Methylation Analysis Reveals Epigenetic Dysregulation in Pterygium
Chief & Presenting author : Tejaswi Prasad P V (V27002), Prajna N.V.
- 15:36** FP1679 - SLET Shines- Enhancing Post-Slet Cataract Surgical Outcomes
Chief & Presenting author : Rakshit AGRAWAL (A25272), Sangwan Virender S.
- 15:42** FP1854 - Selective Endothelialectomy in Peters Anomaly(sepa):a Prospective Clinical Trial in Children with PA
Chief & Presenting author : Muralidhar RAMAPPA (M13058), Sunita CHAURASIA
- 15:48** FP1863 - A Novel Corneal Manifestation of Ocular Bee Sting
Chief & Presenting author : Vaibhav NAMDEV (N24718), Akanksha MULAY, Manpreet KAUR, Manasi TRIPATHI
- 15:54** FP2015 - Morphometric Analysis of Primary Congenital Aphakia Using AS-OCT
Presenting author : Koonapareddy Sai SIVANI, Chief author : Muralidhar RAMAPPA
- 16:00** FP2108 - Evaluating Epithelial Mapping Dynamics with Topical Cyclosporine 0.09% in Aqueous Deficiency Dry Eye
Presenting author : Harini Tiruvengada KRISHNAN (T29950), Chief author : Gayatri SUNDARESWARAN
- 16:06** FP2134 - Role of AS-OCT in Diagnosing Deep Fungal Keratitis
Chief & Presenting author : Sudhakar Naidu LAVETI (L26611), Madhu UDDARAJU
- 16:12** FP2523 - Corneal Microstructural Changes in Vernal Keratoconjunctivitis by in Vivo Confocal Microscopy
Chief & Presenting author : Thatigotla Naga AMULYA (N24119), Bharti SANGWAN, Sangwan Virender S., Abha GOUR
- 16:18** FP2604 - A Study of Topographic Indices in 800 Eyes with Corneal Ectasia in a Tertiary Eye Care Centre
Chief & Presenting author : Swetha MALLAGUNDLA (M16801), G. NAGARAJU, Suresh Babu G., Srinivasa K. H.

16:24 - 16:29

Kerala Society of Ophthalmic Surgeon (5')
Anterior segment OCT bio markers in Recurrent
Corneal Erosion Syndrome(RCES)
Sugaranjini G

FREE PAPER

Community / Social Ophthalmology - II

Chairperson : Vinod BIALA, Ajay DEORA
Co- Chairperson : (Maj.) Arun BAWEJA, Inder M. RUSTAGI
Convenor : Srinivasan G. RAO
Moderator : Abhishek ONKAR, Vibha SINGH

Date :	02-04-2025
Time :	15:00-16:30
Hall :	Suryamukhee Hall 401

DAY 0 – WEDNESDAY

Each free paper is 5 mins

- 15:00** FP197 - Association of Risk Factors with Development and Progression of ROP in Preterm Twin Neonates:
Chief & Presenting author : Rajwinder Kaur BHATTAL (B14000)
- 15:06** FP325 - Quality of Life, and Mental Health, in Children from Schools for the Blind in North-East INDIA
Chief & Presenting author : Damaris MAGDALENE (M13311), Shyam Sundar Das MOHAPATRA, Harsha BHATTACHARJEE
- 15:12** FP370 - Ocular Effects of Visual Display Terminals in Preschoolers: the Silent Epidemic
Chief & Presenting author : Jayashree BARUAH (B11558), Sanjib BURAGOHAIN
- 15:18** FP979 - Risk Factors of Amblyopia in 3-12 Years Age Group
Chief & Presenting author : Falguni ROY (F25754), Uma THIGALE, Sowjanya VUYURU
- 15:24** FP1255 - A Sling to Prevent Intraocular Lens Swing—outcomes of a Prospective Interventional Study
Chief & Presenting author : Avik Kumar ROY (R12209), Bijnya Birajita PANDA, Jyoti GOYAL
- 15:30** FP1376 - Prevalence of Paediatric Dry Eye Disease in Screen-Using Children in INDIA
Chief & Presenting author : Mekhla NAIK (N18166), Vaibhav DHADVE, Ritik GUPTA, Jay SHETH
- 15:36** FP1507 - Decadal Trends in Distance Effective Refractive Error Coverage (EREC) in INDIA
Chief & Presenting author : Vivek GUPTA (G18640), Rajshekhar VEMPARALA, Suraj Singh SENJAM, Praveen VASHIST
- 15:42** FP1511 - Improving Compliance to Glaucoma Followup Through Vision Centres-Cross Sectional Observational Study
Chief & Presenting author : Nishwath BALAKRISHNAN (B28529), Mohammed GOWTH, Krishna Das R.
- 15:48** FP1516 - Vision Salvage in Retinoblastoma; a Ten Year Clinical Review
Chief & Presenting author : Usha R. (U08116)
- 15:54** FP1530 - Whatsapp Based Cataract Screening Module
Chief & Presenting author : Aarthi V M MANO (A22286), Jeason DEVASIA
- 16:00** FP1758 - Quality of Life (QOL) in Retinoblastoma (RB) Survivors
Chief & Presenting author : Ashwitha ALVA (A26787), Farnaz YAZEER, KRISHNASRI PADAMANDALA
- 16:06** FP1889 - Survey of Vision-Related Symptoms Encountered by Ophthalmology Residents in Central INDIA
Chief & Presenting author : Divya TRIVEDI (D24289), Harpal SINGH, Deepti MUJUMDAR
- 16:12** FP1898 - Post-Vitrectomy Endophthalmitis: an Eye-Devouring Consequence
Chief & Presenting author : Bhaskar GHOSH (G21687), Rupak Kanti BISWAS, Krishnendu NANDI

FREE PAPER

Neuro Ophthalmology - III

Chairperson : Alka GUPTA
Co- Chairperson : Satya KARNA
Convenor : Vikas KANAUIA
Co-Convenor : John Davis AKKARA
Moderator : Gazella Bruce WARJRI, John Davis AKKARA

Date :	02-04-2025
Time :	15:00-16:30
Hall :	Moulshree Hall 402

Each free paper is 5 mins

- 15:00** FP234 - Etiology, Management and Visual Prognosis in Patients with Orbital Apex Syndrome
Chief & Presenting author : Shrutakirty PARIDA (S20252), Subhangi SAHU, Somyashree SAMAL, Das MATULI
- 15:06** FP335 - Diagnostic Insights Into Abducent Nerve Palsy at a Tertiary Care Facility in South INDIA
Chief & Presenting author : Priyadharshini PV (P29510), Mahesh KUMAR, Kowsalya AKKAYASAMY
- 15:12** FP419 - Idiopathic Intracranial Hypertension in Children- Presentation and Treatment Outcome
Chief & Presenting author : Vidhya Dharani D.M (V20306), S. AMBIKA
- 15:18** FP798 - A Study of Anemia and Idiopathic Intracranial Hypertension:case-Control Analysis
Chief & Presenting author : Priya SUMAN (P27303), Nitish Kumar MARSHAL, Komal SONI, Rahul PRASAD
- 15:24** FP1365 - A Rare Case of Skull Base Tuberculous Osteomyelitis Presenting Lateral Rectus Palsy
Chief & Presenting author : Gagandeep KAUR (G29267), Pulkit SHARMA
- 15:30** FP2006 - Sixth Nerve Palsy Due to Fungal Sinusitis with Cavernous Sinus Involvement
Chief & Presenting author : Maheshwaren K (K29040), Mahesh KUMAR
- 15:36** FP2116 - Advancing Diagnostics in IIH: A Tri-modal Investigation of Optic Nerve Sheath Measurements
Presenting author : Karthik Kumar MANI (M17773) ,
Chief author : Sujay JAJU, Karthik Kumar MANI, Virna SHAH
- 15:42** FP2132 - Papilledema: Demography, Etiology & Clinical Spectrum Unveiled- a Retrospective Study of 150patients
Chief & Presenting author : Puja Hingorani - BANG (P12274), Snehal NIMJE, Vandana Akshay IYER, Trupti KADAM
- 15:48** FP2211 - A Rare Case of Internuclear Ophthalmoplegia
Chief & Presenting author : Sofia BHOL (S26755)
- 15:54** FP2269 - Clinical Profile and Associations of Optic Nerve Head Drusens (ONHD) in North Indian Population
Chief & Presenting author : Basavaraj TIGARI (T16999), Shristi, Ramandeep SINGH, Mohit DOGRA
- 16:00** FP2331 - Case Series of Unusual Headaches in Children- Could Be an Alarming Sign!!
Chief & Presenting author : Pratibha PANMAND (P19885), Sheetal Achyut MUNDE, Jyoti MATALIA, Arpita PESHATTIWAR
- 16:06** FP2361 - Atypical IIH (IIH Without Papilledema) That You Cannot Miss
Chief & Presenting author : Gemini ISSAC, Sreelekha Sreedhara KURUP
- 16:12** FP2569 - Disc Edema -Differentials and Management -Case Series Report in a Secondary Eye Care Centre
Chief & Presenting author : Priyadharshini PALANIYAPPAN (P21564)

FREE PAPER

Uvea - I

Chairperson : Sandeep SAXENA
Co- Chairperson : Sukhwinder SINGH
Convenor : Shams NOMAN
Co-Convenor : Renu DHASMANA
Moderator : Pooja BANSAL, Deepa SHARMA

Date :	02-04-2025
Time :	15:00-16:30
Hall :	Kaner Hall 403

DAY 0 – WEDNESDAY

Each free paper is 5 mins

- 15:00** FP324 - Clinical Profile, Management and Visual Outcomes in Patients with Sarcoid Posterior Uveitis
Chief & Presenting author : Ayushi MOHAPATRA (A23473), Jyotirmay BISWAS
- 15:06** FP567 - Evaluation of Appropriateness and Readability of Chatgpt-4 Responses to Patient Queries on Uveitis
Chief & Presenting author : Tanya JAIN (T19190), Saeed MOHOMMADI
- 15:12** FP712 - Adalimumab in Pediatric NIU: Efficacy & Compliance – Single Centre Experience in Central INDIA
Chief & Presenting author : Samendra KARKHUR (K16065), Vidhya VERMA, LagnaJeeta BANERJEE, Priti SINGH
- 15:18** FP1049 - Tear Cytokine Profiling in HLA-B27-Associated Uveitis
Chief & Presenting author : Sara RIZVI (S23067), Rohit SHETTY, Ankush KAWALI, Padmamalini MAHENDRADAS
- 15:24** FP1080 - Navigating the Diagnostic and Therapeutic Challenges in Management of Ocular Behcets
Chief & Presenting author : Kirti JAISINGH (K15734), Nikhil AGRAWAL, Manjari TANDON, Kavita Rajan BHATNAGAR
- 15:30** FP1495 - Clinical Course of Ocular Hypotony in Pediatric Uveitis
Chief & Presenting author : Nida KHAN (N24451), Parthoprattim Dutta MAJUMDER
- 15:36** FP1773 - Clinical Features, Systemic Associations and Management of Pediatric Uveitis in North Indian Cohort
Chief & Presenting author : Nawazish SHAIKH (N21203), Krithika RAJKUMAR, Narendra BAGRI, Rohan CHAWLA
- 15:42** FP1981 - A Prospective Observational Study on Ocular Manifestations in Inflammatory Bowel Diseases (IBD)
Chief & Presenting author : Debotosh GHOSH (G27892), Tania CHAKRABORTY
- 15:48** FP2102 - Combined Central Retinal Vein and Artery Occlusion Associated with Antiphospholipid Syndrome
Chief & Presenting author : Arani LOGANATHAN (A29485), Sabarinath A
- 15:54** FP2311 - Clinical Profile and Visual Rehabilitation of Patients with Uveitis-Related Low Vision
Chief & Presenting author : Sivagami NACHIAPPAN (S20148), Veena KANNUSAMY, Bhavya ANNADEVULA, S. Bala MURUGAN
- 16:00** FP2364 - Novel Fluorescein Angiographic Findings of Bacillary Layer Detachment in Active VKH Disease
Chief & Presenting author : Vishal JADHAV (J22948), Anup KELGAONKAR
- 16:06** FP2501 - Pathergy Test in Ophthalmology Clinic with Tele-Interpretation of Images in Behcets Disease
Chief & Presenting author : Divyansh RUGHWANI (R27777), Anup KELGAONKAR
- 16:12** FP2521 - Focal Yellow Lesion at Macula: the Mimickers of Toxoplasma Retinitis
Chief & Presenting author : Kasturi CHAVAN (K21681), Vishal JADHAV, Anup KELGAONKAR
- 16:18** FP2594 - Comparison of Slit Lamp Features with High Resolution UBM for Anterior Scleral Inflammatory Disease
Chief & Presenting author : Radhika THUNDIKANDY (R21364)

16:24 - 16:29

M. P. State Ophthalmological Society (5')
Adalimumab in the Management of Paediatric Non-Infectious Uveitis: Assessment of Efficacy and Compliance
Samendra KARKHUR

POSTER PODIUM PRESENTATION

Ocular Pathology / Ocular Oncology and Tumors

Date :	02-04-2025
Time :	15:00-16:30
Hall :	Mogra Hall 404 A

Judge : Neiwete LOMI, Maurya R. P., Sharmistha BEHERA, Mihir MISHRA

Each Presentation is 4 mins followed by 1-2 mins of Q&A

- 15:00 FP363 - Isolated Iris Mass Lesion : a Clinical Challenge
Chief & Presenting author : Hitisha MITTAL (H25683), Anurag NARULA, Ritu SINGH
- 15:05 FP493 - A Challenge in Diagnosis and Management: Three Cases of Rare Sinonasal Malignancies
Chief & Presenting author : Ajay KRISHNAMURTHY (K21868), Gupta ROSHMI, Sameeksha TADEPALLI, Shruthi MK
- 15:10 FP512 - Choroidal Metastasis Leading to Sudden Vision Loss in Rectal Adenocarcinoma: a Case Study
Chief & Presenting author : Bhavini JARIWALA (B17069)
- 15:15 FP846 - Retinoblastoma with Staphyloma: Clinico-Radiological Profile and Outcome
Presenting author : Kavita (K25398), Chief author : Kavita, Manu SAINI, Usha SINGH
- 15:20 FP879 - Beware the Deceptive Tumor: Unveiling the Wolf in Sheep's Clothing
Chief & Presenting author : Pragya BHATTACHARJEE (P27070), Modini PANDHARPURKAR
- 15:25 FP1377 - Three Hits and a Miss: Lessons Learnt in Retinoblastoma Diagnostics
Chief & Presenting author : Himika GUPTA (G11750), Sumita KARANDIKAR, Shetye Nandan GOVIND, Chinmaya Amulyanath SAHU
- 15:30 FP1751 - Study of Microvascular Density and VEGF in Eyelid and Ocular Surface Tumors
Chief & Presenting author : Priyanka . (P26141), Nibha MISHRA, Apjit KAUR
- 15:35 FP1941 - Pathological Significance of Ophthalmic Foreign Body
Chief & Presenting author : Rakhi YADAV (R29381), Harsha BHATTACHARJEE, Dipankar DAS
- 15:40 FP1983 - Awareness and Knowledge of Retinoblastoma Among Nurses and Allied Health Care Workforce
Chief & Presenting author : Sumit GROVER (G15915), Deepsekhar DAS, Praveen VASHIST, Bhavna CHAWLA
- 15:45 FP2170 - Intravitreal Chemotherapy for Vitreous Seeds in Retinoblastoma – Our Experience from Eastern INDIA
Chief & Presenting author : Bhumiya BHATT (B24431), Tripathy DEVJYOTI
- 15:50 FP2237 - Retinoblastoma (RB) in a Resolutely Rare Rendition
Presenting author : Nisha R PILLAI (N29571), Chief author : Chinmayee J THRISHULAMURTHY
- 15:55 FP2635 - Expression of Stearoyl-Coenzyme a Desaturase 1 (SCD1) in Eyelid Sebaceous Gland Carcinoma
Chief & Presenting author : Sahar RAFAT, Kunzang CHOSDOL, Mandeep Singh BAJAJ, Deepsekhar DAS

POSTER PODIUM PRESENTATION

Community / Social Ophthalmology

Judge : Lathika Vasu KAMALADEVI, Nadella Vishnu VARDHAN,
Ravi TREHAN, Usha A JOHARI, Reena SETHI, Aditi SOOD,
Rakesh GUPTA, Hardeep SINGH

Date :	02-04-2025
Time :	15:00-16:30
Hall :	Mogra Hall 404 B

Each Presentation is 4 mins followed by 1-2 mins of Q&A

- 15:00** FP158 - Occupational Exposure and Incidence of Sharp Injuries Among Healthcare Workers in Ophthalmology
Presenting author : Tanu BHANOT (T26964), Chief author : Shivanand BUBANALE, Sharvani PAI, Chethana WARAD, Arvind TENAGI
- 15:05** FP230 - Orbital Dirofilariasis: Clinical Profile and Role of Ultrasonography in Its Diagnosis
Chief & Presenting author : Aparna K.S (A23390), Anju SURESH, Abraham KURIAN
- 15:10** FP343 - Prospective Study on Efficacy and Safety Profile of Topical Pilocarpine in Management of Presbyopia
Chief & Presenting author : Ritu SINGH (R22512), Harinder Singh SETHI, Nishi SATISH
- 15:15** FP349 - Clinical Survey of Blind Schools and Awareness of Higher Education Opportunities in Blind Students
Chief & Presenting author : Ruby MOHARANA (M15298), Bhandari KIRANBALA
- 15:20** FP437 - A Study of Ocular Morbidity in Residents of Old Age Home
Chief & Presenting author : (COL) Rajendra Prasad GUPTA (G03008), Vinod Kumar BARANWAL, Pradnya Vitthal GAWAI, Smita PAWAR
- 15:25** FP505 - Community Awareness by Multimodal Strategies for Diabetic Retinopathy
Chief & Presenting author : Lokesh JAIN (J09551), Kshemya JAIN, Garima JAIN
- 15:30** FP906 - Impact of Telemedicine on Diabetic Retinopathy Screening to Overcome Current Challenges in India
Chief & Presenting author : JUHI (J28207), Deepesh MOURYA
- 15:35** FP1549 - The Impact of Counselling on Willingness of Patients for Eye Donation in a Tertiary Care Hospital
Chief & Presenting author : Aditi SINHA (A29045), Shivangi Trehan JAWA, Nupur BHATNAGAR
- 15:40** FP1702 - Prevalence of Dry Eye Disease in the Patients of Allergic Conjunctivitis
Chief & Presenting author : Anya HOTA (A26811), Prasanta Kumar NANDA
- 15:45** FP1989 - Utility of +1.50 D Test to Identify Clinically Significant Hyperopia in School Screening Programmes
Chief & Presenting author : Monisha MOHAN (M19587), P. VIJAYALAKSHMI, Sahithya BHASKARAN
- 15:50** FP2516 - Ocular Trauma: a Study of 100 Eyes
Chief & Presenting author : Aastha GANDHI (A21019)
- 15:55** FP2642 - Visual Outcomes of Binocular Implantation of Indian Extended Depth of Focus Intraocular Lens
Presenting author : Mahima Thakur (M29737), Chief author : Amit PORWAL, Prajakta BHANSALI, Yukta PATEL, Akash Sandeep KATHOLE

POSTER PODIUM PRESENTATION

Comprehensive Ophthalmology

Date :	02-04-2025
Time :	15:00-16:30
Hall :	Kadamb Hall 405

Judge : Priyamvada YADAV, Sanjeev Kumar MITTAL, Rajalingam VAIRAGYAM,
Malik Praveen KUMAR, Sunita GUR, Parveen Kumar MONGRE

Each Presentation is 4 mins followed by 1-2 mins of Q&A

- 15:00** FP366 - Comparing Post-Operative Endophthalmitis in Operating Rooms with or Without Laminar Airflow & Hepa
Chief & Presenting author : Hari Bhadari ANAND (A26696), David KHORRAM, Sheena SONG, R.D. RAVINDRAN
- 15:05** FP672 - Impact of Soft Skill Training on Patient Outcomes in Ophthalmology Residency Programs
Chief & Presenting author : Swatishree NAYAK (N16254)
- 15:10** FP726 - Ocular Manifestations of Systemically Administered Sulphonamides & Their Treatment – a Case Series
Chief & Presenting author : Foram Jitendra DESAI (D18711), Foram Jitendra DESAI
- 15:15** FP785 - Igniting Research Aptitude in Budding Ophthalmologists
Chief & Presenting author : Sanjay Kumar Daulat THAKUR (S05476)
- 15:20** FP950 - Role of MRI in Assessing Non-Traumatic Orbital Lesions: a Cross-Sectional Study in Central INDIA
Chief & Presenting author : Vidhya VERMA (V19830), Nikita AHUJA, Parul MITTAL, Samendra KARKHUR
- 15:25** FP1565 - Comparison of Ocular Parameters Using Anterior Versus IOL Master 700 in Eyes with Cataract
Chief & Presenting author : Vaishal P. KENIA (K06970)
- 15:30** FP1792 - Ocular Manifestations of AES with Special Reference to Japanese Encephalitis-A Study in Upper Assam
Chief & Presenting author : Porishmita BARUAH (P27005), Moushumi MAJUMDER
- 15:35** FP1883 - Assessment of Ocular Surface and Corneal Changes in Type II Diabetes Mellitus Patients
Chief & Presenting author : Sandhya SHANBAGARAJAN (S29902), K. SURESH, Kavitha M, SARAVANAN RAVINDRA
- 15:40** FP2058 - Effects of Hyperandrogenism, Insulin Resistance on Tear Function Alterations in Patients with PCOS
Chief & Presenting author : Arpita SINGH (A29646), Divya SINGH
- 15:45** FP2216 - Clinical and Treatment Profile of Adult Uveitis at Tertiary Care Centre in Urban North INDIA
Chief & Presenting author : Nikita DASH (N20254), Khosla AMIT, Anita SHARMA
- 15:50** FP2531 - A Questionnaire Study on Practice Patterns of Treating Oculoplastic Conditions in the Preop Period
Chief & Presenting author : Bijnya Birajita PANDA (P12215), Debasish SADANGI, Priyadarshini MISHRA, Bhagabat NAYAK
- 15:55** FP2634 - Title effects of Pterygium Excision on IOL Power Calculation and Its Co-Relation with Pterygium Size
Presenting author : Lakkshya Bhramaresh SHARMA (S29647), Chief author : (Maj) Abha GAHLOT, Lakkshya Bhramaresh SHARMA

POSTER PODIUM PRESENTATION

Pediatric Ophthalmology

Judge : Parikshit GOGATE, Vaibhav SETHI, Kavita PORWAL, Suma GANESH, Soveeta Souravee RATH

Date :	02-04-2025
Time :	15:00-16:30
Hall :	Palash Hall - Grand Ball Room C

Each Presentation is 4 mins followed by 1-2 mins of Q&A

- 15:00** FP98 - Coats Disease in Infants, Toddlers and Preschoolers: Clinical Presentation and Treatment Outcomes
Chief & Presenting author : Saarang HANSRAJ (H22070), Subhadra JALALI, Vishal RAVAL
- 15:05** FP311 - Visual Outcome in 121 Paediatric Posterior Lenticular Cataracts and New SILC Classification for PPC
Chief & Presenting author : Anupama JANARDHANAN (A20042), Rupa A., Janani RAJENDRAN, Shashikant SHETHY
- 15:10** FP569 - Clinical Profile and Treatment Protocol of Accommodative Spasm in Indian Children and Young Adults
Chief & Presenting author : Prajna GHOSH (P23164), Sumitha MUTHU, Jyoti MATALIA
- 15:15** FP694 - Comparison of Retinal Microcirculation in Healthy and Amblyopic Children Using OCTA
Chief & Presenting author : Tisha Thomas MENACHERRY (T27949), Suruthi NAGARAJAN, Rajesh Prabu V
- 15:20** FP1383 - Functional MRI and OCT Angiography Changes Pre and Post Occlusion Therapy in Anisometropic Amblyopia
Chief & Presenting author : Himani GUPTA (H29589), Vinay GUPTA, Swati PHULJEHE, REBIKA
- 15:25** FP1663 - Pediatric Dry Eye - Prevalence and Risk Factors in a Hospital Based Study
Chief & Presenting author : Snehal Rhishikesh THAKRE (T08423), Sarika GADEKAR, Pradnya DESHMUKH, Vaishnavi WANKHEDE
- 15:30** FP1668 - Analysis of Congenital Nasolacrimal Duct Obstruction as a Risk Factor for Ametropia in Children
Chief & Presenting author : Kavitha V. (K09541), ROOPASREE. B.V, Mallikarjun M. HERALGI, Pravallika PENUGONDA
- 15:35** FP1738 - The Accuracy of Biometry Calculations in Paediatric Cataract
Chief & Presenting author : Renu GROVER (G09929)
- 15:40** FP2156 - Role of Supplemental Laser Following Anti VEGF in Management of Zone 1 Retinopathy of Prematurity
Chief & Presenting author : Afsana (awaited), Bharti ARYA, Rahul BHATIA, Sarita BERI
- 15:45** FP2197 - Retinal Hemorrhages with Neonatal Polycythemia and Thrombocytopenia
Chief & Presenting author : Shruti BISEN (S28990), Shruti CHANDEL, Priyanka GUND, Swati CHAURAGADE
- 15:50** FP2595 - Deciphering the Connection Between Oxygen Supply and Retinopathy of Prematurity
Presenting author : Om Sai Priya KAGITAPU (O29669), Chief author : Sangeetha. T
- 15:55** FP2655 - Optic Nerve Aplasia in a Myopic Eye
Chief & Presenting author : Shritu SHAIL (S24171), Basudeb GHOSH, Kumar ANSHUMAN

Hyde Park

Cornea + External Eye & Ocular Surface Disease

Chairperson : Sanjay CHATTERJEE, Alka GUPTA
Convenor : Bharti SHARMA, Sharon DSOUZA
Co-Convenor : Priye Suman RASTOGI
Moderator : Shruti MUDDEBIHAL

Date :	02-04-2025
Time :	15:20-16:50
Hall :	Palash Hall - Grand Ball Room A

Each Presentation is 4 mins

- 15:20** FP44 - Stings and Cilia in the Eye: a Case Series of Rare Ocular Foreign Body Complications
Presenting author : Isha GUPTA (I24859), Chief author : Parul JAIN, Avani HARIANI, Parul JAIN
- 15:25** FP421 - Clinical Profile of Atypical Mycotic Keratitis in a Tertiary Eye Care Centre – the Evolving Trends
Chief & Presenting author : Bhavana SHARMA (S09085), Kanika, Shuaib SIDDIQUI, Priti SINGH
- 15:30** FP510 - Prevalence of Dry Eye Disease Among Medical Students Post COVID at Tertiary Institute Abstract
Chief & Presenting author : Sucheta PARIJA (S09161), Shanmugasundaram PALANISAMY, Genickson JEYARAJ
- 15:35** FP634 - Patch Grafting Rescue: Managing a Perforated Fungal Ulcer After Pterygium Surgery
Chief & Presenting author : Nasrin (N10860), Bhanu BODDI, Alekhya CHENNAMSETTY, Sowmya PERI
- 15:40** FP679 - Clinical Outcomes and Management of Pediatric Ocular Surface Burns: a Tertiary Eye Care Centre Study
Chief & Presenting author : Riddhi KHENI (R28784), Dipali PARMAR
- 15:45** FP693 - Microbial Keratitis Following Collagen Crosslinkage (CXL) - a Case Series
Chief & Presenting author : Jayeeta BOSE (B09142)
- 15:50** FP844 - Pythium Keratitis Mimicking Peripheral Ulcerative Keratitis
Chief & Presenting author : Rohit DUREJA (D19203)
- 15:55** FP890 - Breaking the Cycle: Azathioprine for Refractory VKC in Patients with Steroid Induced Glaucoma
Chief & Presenting author : Byanjana BASHYAL (B24703), Sonam YANGZES, Lekha CHANDEL, Jitender
- 16:00** FP948 - Overview of Pediatric Keratoplasty in Eastern INDIA: Indications, Outcomes & Complications
Chief & Presenting author : Pragya AHUJA (P24290)
Chief author : Soham BASAK, Sushmitha Samak S, PragyaAHUJA
- 16:05** FP1210 - Outcomes of Posterior Chamber Phakic IOL in Stable Keratoconus
Chief & Presenting author : Masbooba MP (M29630), Neelima BALAKRISHNAN, Prabhu VIJAYARAGHAVAN, Jagadeesh Kumar Reddy K.
- 16:10** FP1226 - To Evaluate the Conjunctival Bacterial Flora in Patients Undergoing Cataract Surgery
Chief & Presenting author : Mishika BHASIN (M29096), Pulkit SHARMA
- 16:15** FP1321 - Comparison of Central Corneal Thickness (CCT) in Myopes and Emmetropes of Western Odisha
Chief & Presenting author : Soumy ROY (S26299), Gopeswari HOTA
- 16:20** FP1408 - Ocular Chemical Burn - Insights from a Tertiary Eye Care Center Study
Chief & Presenting author : Shweta WALIA (S11145), Neetu Kori SHANKHWAR
- 16:25** FP1717 - Transforming Outcomes in Severe VKC:multilayered AMT Approach
Chief & Presenting author : Dhruv GAJJAR (G28804), Jadeja Jagruti NAVALSINHJI
- 16:30** FP1803 - Evaluation of Descemet’s Detachment Based on AS-OCT in Manual Small Incision Cataract Surgeries
Chief & Presenting author : Roopasree. B.V (R14623), Rajashekar JOGADH, Kavitha V., Mallikarjun M. HERALGI
- 16:35** FP2143 - Worms in the Conjunctiva
Chief & Presenting author : Nitheesha VADDEBOINA (N29428), Subash TALLURU, Rekha MUDHOL
- 16:40** FP2163 - Assessing Eye Care Knowledge & Practices Among Health Workers In ICUS in India -an Online Survey
Chief & Presenting author : Pradhosh M (M28235), Rohini D K, Sharvani PAI, Shivanand BUBANALE
- 16:45** FP2575 - Non-Healing Fungal Corneal Ulcers Effectively Treated by Carbolic Acid Cauterization
Chief & Presenting author : Shishir AGRAWAL (A06083), Jaya AGRAWAL

TOP VIDEOS

Posterior Segment

Judge : Hemanth MURTHY, Khosla AMIT, Meenakshi THAKAR,
Shroff Cyrus MINOO, R. Unnikrishnan NAIR

Date :	02-04-2025
Time :	16:00-18:00
Hall :	Brahmkamal Hall - Auditorium A

DAY 0 – WEDNESDAY

Each video is 8 mins

- 16:00** VT3 - Unstappling the Retina from a Firecracker Injury
Chief & Presenting author : Rohit AGRAWAL (A19339),
O.P. AGRAWAL, Palak AGRAWAL
- 16:09** VT20 - PFCL Assisted Membrane Dissection in Diabetic Vitrectomy
Chief & Presenting author : Bhuvan CHANANA (C11372), Sudhank BHARTI
- 16:18** VT22 - Never Lose Hope
Chief & Presenting author : Shilpi NARNAWARE (N17511), Prashant BAWANKULE
- 16:27** VT28 - Break the Mould - Unconventional Techniques in Conventional Vitreoretinal Surgeries
Chief & Presenting author : Shishir VERGHESE (V15308), Prithvi CHANDRAKANTH
- 16:36** VT56 - Heads-Up 3D Visualization and Integrated Intraoperative OCT in Infantile Vitreoretinal Surgeries
Chief & Presenting author : Akash BELENJE (B23092), Brijesh TAKKAR, Subhadra JALALI
- 16:45** VT62 - Challenging Cases of Intra-Ocular Foreign Body Removal (IOFB)
Chief & Presenting author : Mayank BANSAL (B13779)
- 16:54** VT78 - Evolution of Surgical Management of Aphakia in Eyes Without Capsular Support
Chief & Presenting author : Sai Kiranmayee P. (K17924), Vishal GOVINDAHARI, Muralidhar OGOTI, K. VISWANATH
- 17:03** VT102 - Innovative Use of the Vitrectomy Cutter as the Sole Instrument in Complex Diabetic Vitrectomies
Chief & Presenting author : Santosh MAHAPATRA (M10205), Ayantika DAS, Arindam RAKSHIT, Anjalika PARHI
- 17:12** VT110 - Stuffing Can at Times Help to Avoid RD
Chief & Presenting author : Manisha AGARWAL (A07736), Surabhi GUPTA
- 17:21** VT123 - 'Place It and Seal It' - Treating an ONH Pit Maculopathy by Scleral Plug and Inverted ILM Flap
Chief & Presenting author : Sudipta DAS (D12481), Bhaskar GHOSH, Rupak Kanti BISWAS, Sourav SINHA
- 17:30** VT128 - Evil Dead: Toolkit for High Risk PDR
Presenting author : Deependra Vikram SINGH (S09689), Chief author : Raja Rami Reddy P., Deependra Vikram SINGH
- 17:39** VT133 - Approach to Under- Oil Detachments in PVR Surgeries
Chief & Presenting author : Apoorva A.G. (A15802), A.S. GURUPRASAD, Shrinivas M. JOSHI, Sneha KR
- 17:48** VT512 - Focussed Flow -Intraarterial Chemotherapy in Retinoblastoma
Chief & Presenting author : Ashwitha ALVA (A26787), Ruju UNADKAT, Vijay Anand REDDY

FREE PAPER

Vitreo Retinal Diseases - III

Chairperson : Sandeep SAXENA
Co- Chairperson : Shishir AGRAWAL
Convenor : Aniruddha MAITI
Moderator : Jayanto Shekhar GUHA, Siddharth MADAN

Date : 02-04-2025
Time : 16:30-18:00
Hall : Brahmkamal Hall - Auditorium B

Each free paper is 5 mins

- 16:30** FP22 - Diagnostic Utility of Optical Coherence Angiography in Predicting Leaks with CSR
Chief & Presenting author : Vivek VELUMANI (V24281), Reshika Annamalai SOMASUNDRAM, Amjad SALMAN
- 16:36** FP448 - Comparison Between Widefield Fundus Imaging & Smartphone Based Fundus Imaging for Screening of ROP
Chief & Presenting author : Bhavika GAJRA (B26187), Prema K.V. SUBRAMANIAM, Parag K. SHAH
- 16:42** FP934 - Efficacy of Topical Interferon as a Newer Modality in Pseudophakic Cystoid Macular Edema (P-CME)
Chief & Presenting author : Apurva BAGLA (A28294), Vibha SINGH, Arti SINGH, Santosh I KUMAR
- 16:48** FP1105 - A Cybernetic Systems Approach to Abnormality Detection in Retina Images Using Case Based Reasoning
Chief & Presenting author : Tamojit CHATTERJEE (C16912), Nabanita BARUA
- 16:54** FP1661 - Comparative Study of IOL Decentration and Tilt Among Sutured SFIOLS and Cmt Flex IOLS
Presenting author : Sushmitha S SHETTY (S27310), Chief author : Giriraj VIBHUTE, Apoorva A.G., Shrinivas M. JOSHI, Sushmitha S SHETTY
- 17:00** FP1761 - Widefield Indocyanine Green Angiography in Pachychoroid Diseases -a Comparative Study with Normals
Chief & Presenting author : Pragati RAJ (P26053), Karishma TENDULKAR, Anupama Kiran KUMAR, Prathibha HANDE
- 17:06** FP1868 - Unraveling Mri- Biomarkers of Retinal & Cerebral Vasculature in CRVO and BRVO:a Comparative Study
Chief & Presenting author : Geetanjali CHHAPARIA (G29539), Kshama DWIVEDI, Vinod kr SINGH, SANTOSH KUMAR
- 17:12** FP2003 - Torpedo Maculopathy: Diving Deep in Search for a Newer Classification System
Chief & Presenting author : Avik Dey SARKAR (S22146), Anirban CHAKRABARTI, Naresh Babu K, HAEMOGLOBIN
- 17:18** FP2089 - Clinical Significance of Prechoidal Clefts in Eyes with Exudative Macular Degeneration
Chief & Presenting author : juhi SAHU (J29614), Dhruval KHURANA, Yeshwanth Kumar H S, Anand RAJENDRAN
- 17:24** FP2228 - Drusen Detection Using Retromode Imaging
Chief & Presenting author : Gaurav MALWE (M23795), Anupama Kiran KUMAR, Prathibha HANDE
- 17:30** FP2456 - Exudative Non-Neovascular Age Related Macular Degeneration (ENN-AMD)
Chief & Presenting author : Sriram RAVIKUMAR (R30236), George J. MANAYATH
- 17:36** FP2459 - Ultra-Widefield (UWF) OCT Characteristics of Retinal Capillary Hemangioblastoma (RCH)
Chief & Presenting author : Poorna Chandrika YENNAPU (P25835), Rohan CHAWLA, RAJPAL, Shorya Vardhan AZAD
- 17:50** FP1953 - The Impact of Topical Adrenaline on Subconjunctival Hemorrhage Following Intravitreal Injections
Chief & Presenting author : Ravinaini KOSTI (R26800), Lohith RAMBARKI

17:42 - 17:47

Kerala Society of Ophthalmic Surgeon (5')
Is There a ROP Epidemic? Results from a Decade of ROP Experience at a Tertiary Care Centre in Kerala
Natasha RADHAKRISHNAN

Hyde Park

Pediatric Ophthalmology + Squint

Chairperson : Shubhangi BHAVE
Co-Chairperson : Urmil CHAWLA
Convenor : Ben LIMBU, Rajesh Prabu V
Co-Convenor : Rolli KHURANA
Moderator : Anita GANGER

Date :	02-04-2025
Time :	17:15-18:15
Hall :	Parijat Hall 201

DAY 0 – WEDNESDAY

Each Presentation is 4 mins

- 17:15** FP46 - Can Brain Brakes Be Lifted ?? -Treatment of Adult Amblyopia- a Pilot Study
Chief & Presenting author : Walimbe Prasad BHALCHANDRA (B05834), Walimbe Tejaswini PRASAD, Parikshit GOGATE
- 17:20** FP125 - Spondylometaphyseal Dysplasia- Look Out for the Rare!!
Chief & Presenting author : Yogita PHADKE (P09248), Tammewar Ajaykumar MAROTIRAO, Abhidnya SURVE
- 17:25** FP290 - Visual Sensory and Motor Deficits in Children with the Most Prevalent Developmental Disabilities
Chief & Presenting author : Nisha BENIWAL (N29484), Geetha SRINIVASAN
- 17:30** FP892 - Detection of Significant Ocular Conditions During Routine School Eye Screening in Rural INDIA
Chief & Presenting author : Manju Jain VERMA (M04037), Ruma GUPTA, Shalini BANSAL
- 17:35** FP1115 - Novel Variant in a Consanguineous Family with Ataxia-Telangiectasia (AT) and Esotropia (ET)
Presenting author : Aditya SHARMA (S25369), Chief author : Zia CHAUDHURI, Sonali GUPTA, Suvasini SHARMA, Himanshu PRAKASH
- 17:40** FP1181 - IOL Exchange for an Overcorrected Pseudophakia in a 4 Year Old Child
Chief & Presenting author : Sahiba BEDI (S22863)
- 17:45** FP1287 - Longterm Outcomes Following Congenital Cataract Surgery Performed Within the First 6 Months of Life
Chief & Presenting author : Shail VASAVADA (V13188), Vasavada Abhaykumar RAGHUKANT, Deepa AGRAWAL, Vaishali Abhaykumar VASAVADA
- 17:50** FP1444 - Bigger is Not Always Better:incidence of Retinopathy of Prematurity(ROP) in Heavier Indian Babies
Chief & Presenting author : Samarth AGARWAL (A14814), Arti ELHENCE
- 17:55** FP1540 - Toddler's Bulging Eye: a Chiari Crisis (Case Report)
Chief & Presenting author : Suprima SHREE (S29350), Anju MEENA, Honey GUPTA
- 18:00** FP1543 - Early Rehabilitation in Preterms-Towards Better Outcomes
Chief & Presenting author : Karobi Rani LAHIRI (L04226)
- 18:05** FP2167 - Clinical Profile of Study of Strabismus Patients at Tertiary Teaching Hospital
Chief & Presenting author : Vaishali Lalit UNE (V08862)
- 18:10** FP2312 - Oculo Cardiac Reflex- Every Strabismologists Nightmare
Chief & Presenting author : Swarnima JAIN (S29518), Akshay BADA KERE

POSTER PODIUM PRESENTATION

Uvea

Judge : Santosh MAHAPATRA, M.R. Sriram GOPAL, Murthy Somasheila I.,
Ritesh NARULA, Padmamalini MAHENDRADAS, Neha Chawla GULIANI,
Kirti JAISINGH

Date :	02-04-2025
Time :	16:30-18:00
Hall :	Kesar Hall 202

Each Presentation is 4 mins followed by 1-2 mins of QA

- 16:30** FP302 - "Conquering Rickettsial Retinitis: Doxycycline's Impact in Five Case Reports"
Chief & Presenting author : Shivi JAIN (S28167), Namita ANAGOL
- 16:35** FP330 - Unique Case of Frost Branch Angiitis in Pediatric Patient
Chief & Presenting author : Aarush DEORA (D25868), Ayushi SACHAN, Nawazish SHAIKH, Rohan CHAWLA
- 16:40** FP552 - Retinal Manifestations in Demyelinating Disease of CNS
Chief & Presenting author : Bharat ARORA (A25909), Rohan CHAWLA, Pradeep VENKATESH, Mousumi BANERJEE
- 16:45** FP698 - Clinical Profile, Imaging & Treatment Outcomes of Retinal Vasculitis in a Tertiary Hospital in INDIA
Chief & Presenting author : NAMITHA (N20202), Jyotirmay BISWAS
- 16:50** FP723 - Approach and Management of Retinitis in an Individual with Multiple Co-Infections
Chief & Presenting author : Abhidnya SURVE (S18120), Yogita PHADKE, Shorya Vardhan AZAD, Pradeep VENKATESH
- 16:55** FP837 - Paracentral Acute Middle Maculopathy Like Lesions Associated with Ocular and Systemic Inflammation
Chief & Presenting author : Eliza ANTHONY (A14799), Anand RAJENDRAN, P. SAVITHIRI
- 17:00** FP980 - Pattern of Uveitis from a Tertiary Eye Care Center Among Serving Soldiers in High Altitude Area
Chief & Presenting author : Shruti MUDDEBIHAL (S21118), Anchal TRIPATHI, Rupali SHARMA, Avinash MISHRA
- 17:05** FP1083 - Epidemiology, Clinical Feature and Treatment Outcome of Fuchs Uveitis Syndrome Seen in Central INDIA
Chief & Presenting author : PRIYANKA (P17413), Bhavana SHARMA
- 17:10** FP1562 - Do Ocular Lesions still Occur in Hiv Positive Patients with HAART?
Chief & Presenting author : Swathika A (S25621), Sudharshan S., Jyotirmay BISWAS
- 17:15** FP1598 - Uveitis Masquerade Syndrome in Adenocarcinoma of Lung
Chief & Presenting author : Premika PANDARASAMY (P29065), Pratyusha GANNE
- 17:20** FP1676 - Retrospective Observational Series on Clinodemographic Profile of Retinochoroidal (RC) Colobomas
Chief & Presenting author : Sony SINHA (S08147), Amit KUMAR, Dev KANT, Roshan KUMAR
- 17:25** FP2093 - Atypical Presentation of VKH Disease as Solitary Choroidal Mass-Diagnostic Dilemma
Presenting author : Rajamathangi SUNDAR (R29706), Chief author : Samendra KARKHUR, Aviral VASUDEO, Rajamathangi SUNDAR, PRIYANKA
- 17:30** FP2506 - A Curious Case of Behcet's Uvetis Mimicking Acute Endophthalmitis Post Anti-VEGF Injection
Chief & Presenting author : Chekitaan SINGH (S12627), Prajwal KUMAR, Reena GUPTA, Rakesh VERMA

When the going gets tough ! the tough gets going

Chairperson : Harshul TAK
Judge : Gaurav LUTHRA, Om Parkash ROHIT, Naren SHETTY,
Kumar DOCTOR, Suvira JAIN, Minu M. MATHEN
Coordinator : Vanashree NAIR
Chief Judge : Namrata SHARMA

Date :	02-04-2025
Time :	16:30-18:30
Hall :	Javakusum Hall 303

- TUF1** - Lens on the Loose!: Femtosecond Cataract Surgery in a Post-Traumatic Capsular Dehiscence
Chief & Presenting author : Sonam YANGZES (Y16805)
- TUF3** - Unstappling the Retina from a Firecracker Injury
Chief & Presenting author : Rohit AGRAWAL (A19339)
- TUF12** - Phacoemulsification in the Eye with 47 Radial Keratotomy Incisions & Cystic Trabeculectomy Bleb
Chief & Presenting author : Sudhir SRIVASTAVA (S13619)
- TUF13** - Bamboozled! Cracking the Case of the Shallow AC
Chief & Presenting author : Anahita SHROFF (A27394)
- TUF21** - Zonular Weakness: a Surgical Challenge Overcome
Chief & Presenting author : Merine PAUL (M07381)
- TUF23** - The Sinking Titanic
Chief & Presenting author : Jayashree BARUAH (B11558)
- TUF37** - Lens Liberation – Toric IOL Explantation Following Posterior Capsular Rent
Chief & Presenting author : Sameer CHAUDHARY (C27089)
- TUF47** - 'Surgical Gambit: Art of Balancing the Risk and Reward in Small Pupil Cataract Surgery'
Chief & Presenting author : P. Rohitha NAYAK (N14078)
- TUF49** - Double Jeopardy: Coexisting High Myopia and Posterior Polar Cataract
Chief & Presenting author : Sandhya NAIR (N12311)
- TUF50** - A Stitch in Time; Saves Nine!!
Chief & Presenting author : Mohan SHALINI (S09213)
- TUF51** - Dilemma in Plans: a Case of Zonular Weakness
Chief & Presenting author : Sourabh PATWARDHAN (P11250)
- TUF52** - Baby Steps to Visual Salvation
Chief & Presenting author : Debashis DUTTA (D07662)
- TUF53** - Conquering an Arduous Endeavour - Cataract Surgery in Extreme Posterior Microphthalmos (Pm)
Chief & Presenting author : Anchal THAKUR (T15528)
- TUF54** - Smooth Sailing Through Turbulent Waters - Conquering the Challenging Complex Cases
Chief & Presenting author : Niraj AGRAWAL (A13164)
- TUF58** - Stitchcraft: Double-Flanged Charms for Capsular Tension Segment for the Luxated Lens
Chief & Presenting author : Prasanna Venkatesh RAMESH (R19173)
- TUF63** - When the Zonules Dont Co-Operate and the Nucleus Gets Mischevious ! 2 Cases- Mischief Managed!
Chief & Presenting author : Vanashree NAIR (V22968)
- TUF64** - Navigating PCR: Unique Challenges
Chief & Presenting author : Tarun GUPTA (T18270)
- TUF65** - Reverse Optic Capture of Toric Intraocular Lens in PCR
Chief & Presenting author : Subhash PRASAD (P06836)
- TUF83** - Every Cloud Has a Silver Lining
Chief & Presenting author : Mallikarjun M. HERALGI (H08772)
- TUF89** - Hybrid Keratoplasty Combined Dalk and Pkp for Extreme Ectasia in Post- Graft Advanced Keratoconus
Chief & Presenting author : Ashok SHARMA (A04284)
- TUF90** - Malyugin Ring Unfolding Nightmare
Chief & Presenting author : Bhargava SORABH (B06822)
- TUF91** - Tools and Tactics in the Management of Cataract with PFV
Chief & Presenting author : Savleen KAUR (K13191)

FREE PAPER

Cornea - III

Chairperson : Rishi MOHAN
Convenor : Ashu AGARWAL, Simi GULATI
Co-Convenor : Rishi SWARUP, Jaya GUPTA
Moderator : Saurabh ARORA

Date : 02-04-2025
Time : 16:30-18:00
Hall : Neelkamal Hall 305

Each free paper is 5 mins

- 16:30** FP1050 - Management Outcomes of Tenon Patch Graft with Corneal Glue Overlay for Perforated Corneal Ulcers
Chief & Presenting author : Pranita SAHAY (S16689), Antriksh WAHI, Vaishali TOMAR, Rinky AGARWAL
- 16:36** FP1239 - Diamond Ophthalmic Burr Assisted Modified Dalk in Keratoconus Patients
Chief & Presenting author : Ashis MAJUMDAR (M22990), Jayanta DUTTA
- 16:42** FP1293 - Indications, Practice Pattern of Immunomodulation and Outcome of Repeat Optical PK (OPK)
Chief & Presenting author : Anubha RATHI (R14585), Poornima TANDRA, Tanmay GOKHALE, Shilpa TARINI
- 16:48** FP1294 - Clinical Characteristics, Risk Factor Analysis and Outcomes in Graft Rejection After DMEK
Chief & Presenting author : Shalini SINGH (S21527), Sunita CHAURASIA
- 16:54** FP1407 - Risk Factors Associated with High Endothelial Cell Density(ECD) Loss Following DMEK
Chief & Presenting author : Rohit BANG (B13644), Santosh AGRAWAL, Manasi BANG
- 17:00** FP1446 - Endothelial Keratoprosthesis in Pseudophakic Corneal Decompensations: Longitudinal Analysis
Chief & Presenting author : D Lionel RAJ (L16453)
- 17:06** FP1985 - Collagen Cross Linkage Made More Efficacious with Haze Free Cornea
Chief & Presenting author : (Mrs.) Yasmin Rusi BHAGAT (B03283)
- 17:12** FP2061 - A Retrospective Cross Sectional Study on the Outcome of DALK Patients with Intraop. DM Perforation
Chief & Presenting author : Zaid ASHRAF (Z29181), Mousmi ANAND, Anamika CHOWDHURY, Neha KIRAN
- 17:18** FP2421 - Outcomes of Simple Limbal Epithelial Transplant Without Amg in Unilateral Stem Cell Deficiency
Chief & Presenting author : Vishwa SHAH (V25138), Vikas MITTAL, Neha JAIN
- 17:24** FP2424 - Donor Corneal Rim Microbiological Analysis in Corneal Transplantation-Current Role
Chief & Presenting author : Mridula VIJAYARAGHAVAN (M29619), Anand A R, Rama RAJAGOPAL
- 17:30** FP2481 - Epidemiological Profile of Pediatric Infectious Keratitis Cases at Tertiary Hospital in North INDIA
Presenting author : Nandita TRIVEDI (N26857), Chief author : Ritu ARORA, Isha GUPTA, Parul JAIN
- 17:36** FP2533 - Long Term Outcomes of DMEK Combined with Retropupillary Iris Claw IOL Implantation- a Case Series
Chief & Presenting author : Kavya CHANDRAN (K24677), Charuta SHROTRIYA, Vineet JOSHI, Tanmay GOKHALE
- 17:42** FP2616 - Fluid Assisted Descemet Separation: a Novel Technique of DMEK Lenticule Preparation
Chief & Presenting author : Muskan SETHI (M26991), Nikhil AGRAWAL, Pushkar DHIR, Parikshit DHIR

17:48 - 17:53

Chandigarh Ophthalmological Society (5')
Rescue of Conjunctival Lymphatics with Retinoic Acid
After Mitomycin-C Induced Inhibition in Rat Eyes
Hitisha MITTAL

FREE PAPER

Comprehensive Ophthalmology - I

Chairperson : (Mrs.) Kiran BHANOT
Co-Chairperson : Gauri Sankar GOGOI
Convenor : Rakesh SHAKYA, Inder M. RUSTAGI, Waris ABDUL
Co-Convenor : Priye Suman RASTOGI
Moderator : Nirupama KASTURI, Aastha SINGH

Date :	02-04-2025
Time :	16:30-18:00
Hall :	Suryamukhee Hall 401

DAY 0 – WEDNESDAY

Each free paper is 5 mins

- 16:30** FP24 - Air Descemetopexy with Internal Fluid Aspiration and Ripasudil for Descemet's Membrane Detachment
Chief & Presenting author : Mithun THULASIDAS (T20871), Pratheek MUPPIRISHETTI, Pooja PATIL, Ankeeta THALI
- 16:36** FP462 - Understanding Pupilloplasty: Navigating the Risks of Visual Field Constriction
Chief & Presenting author : Jay ZARKAR (Z26438), Dhivya A.
- 16:42** FP705 - Endolaser-Assisted Flange Creation in Intrasceral Haptic Fixation Technique of IOL in Aphakia
Chief & Presenting author : Vikas AMBIYA (A20150), (Brig) Gaurav KAPOOR
- 16:48** FP1032 - Intraoperative Challenges and Changes in ASOCT Parameters: phacoemulsification in PACS with Yag PI
Chief & Presenting author : S. SUJATA (S07234), M.PRATHIBA, Nivedha S, Amjad SALMAN
- 16:54** FP1098 - Leveraging Machine Learning to Identify Diabetic Retinopathy Risk in Patients with Diabetic Mellitus
Chief & Presenting author : Ramesh VENKATESH (V14265), Priyanka GANDHI, Vishma Prabhu GUMBIRA, Jay Kumar CHHABLANI
- 17:00** FP1356 - Outbreak of Multidrug-Resistant Pseudomonas Endophthalmitis Due to Contaminated Trypan Blue Solution
Chief & Presenting author : Pritam Madhukar BAWANKAR (B20198), Gunjan RATHI, Yogesh JIBHAKATE, Vishakha WADIBHASME
- 17:06** FP1591 - Intracameral(IC) Use of Commercial Moxifloxacin(MO) Eye Drop After Pke+ IOL Surgery
Chief & Presenting author : Nilutpal BORAH (B07914)
- 17:12** FP1631 - Outcomes of Intralenticular Lens Aspiration with Glued SFIOL for Ectopia Lentis with Marfan Syndrome
Chief & Presenting author : Manasi TRIPATHI (M22350), J. S. TITIYAL, Rajesh SINHA, Manpreet KAUR
- 17:18** FP1646 - Isolated Optic Nerve Infiltration in Acute Lymphoblastic Leukemia: An Indicator of Relapse!
Chief & Presenting author : Mousumi BANERJEE (M22333), Shorya Vardhan AZAD, Pradeep VENKATESH
- 17:24** FP2034 - Association of Vitamin D Level in Serum & Aqueous of Cataract Patients with & Without Diabetes
Chief & Presenting author : Shashi AGARWAL (A07000), Anjaly SHARMA, Sujata LAKHTAKIA, Aashi JAIN
- 17:30** FP2055 - Pr(eye)scribe: a Personal Record for Eye, Scribed with Precision and Care
Chief & Presenting author : Debolina DEB (D21510), Chandrakanth K.S.
- 17:36** FP2120 - Clinico-Epidemiological Profile of Phacomorphic Glaucoma at Tertiary Eye Centre
Chief & Presenting author : Rishi SHARMA (S14528), Jaya KAUSHIK
- 17:42** FP2397 - Comparative Evaluation of Autologousplateletrich Plasma & Artificial Tears for Treatment of Dry Eye
Presenting author : Pooja SINGH (S17021) , Chief author : Divya SINGH
- 17:48** FP2448 - Preferred Practice Patterns in Acute Keratoconjunctivitis- an Online Survey from INDIA
Chief & Presenting author : Amrita MOHANTY (M17302), Satyashree GAGAN, Srikant Kumar SAHU

FREE PAPER

Lacrimal

Chairperson : Subhra Kinkor GOSWAMI
Co- Chairperson : C. V. Gopala RAJU, Nilanjan Kaushik THAKUR
Convenor : Anasua Ganguly KAPOOR
Co-Convenor : Jeenu Priya S. TYAGI
Moderator : Shilpa Taneja MITTAL

Date : 02-04-2025
Time : 16:30-18:00
Hall : Moulshree Hall 402

Each free paper is 5 mins

- 16:30** FP56 - Surgical Outcomes of External Dacryocystorhinostomy with Flap Versus Without Flap in Acquired NLDO
Chief & Presenting author : Sonali V. KUMAR (S11777)
- 16:36** FP81 - Dcr Failed: Nothing to Worry
Chief & Presenting author : Ravi RANJAN (R10385), Amitabh SINGH, (Maj.) Rajnish KUMAR, Sudhir KUMAR
- 16:42** FP83 - Insights Into the Changing Trend in Microbial Profile of Dacryocystitis
Chief & Presenting author : Shubhratha S. HEGDE (H14526), Sandhya DHARWADKAR
- 16:48** FP201 - Balloon Dacryoplasty Using the New and Reused Conventional Lacrimal Balloon Catheters in CNLDO
Chief & Presenting author : Manpreet SINGH (S16050), Aditi Mehta GREWAL, Khushdeep ABHAYPAL, Pankaj GUPTA
- 16:54** FP734 - A Low Cost Alternative to the Conventional Endoscopic Set up in the Clinics
Chief & Presenting author : Varshitha Hemanth VASANTHAPURAM (H18195)
- 17:00** FP828 - Snip or Not to Snip? canaliculitis Management-Intracanalicular Antibiotic Instillation & Punctal Snip
Chief & Presenting author : Meghana TANWAR (T18259), Usha KIM, Sabyasachi CHAKRABARTY
- 17:06** FP938 - A Comparative Study of External Dcr and Endonasal Dcr in a Tertiary Eye Care Center of Eastern INDIA
Chief & Presenting author : Monalisa PATI (M25458), Santosh MAHAPATRA, Shweta DHIMAN, Aparna DWIBEDY
- 17:12** FP954 - Outcome of Common Internal Punctoplasty in External Dcr in NLDO with Distal Canalicular Block
Chief & Presenting author : Raka CHATTERJEE (C16649), Debasis CHAKRABARTI
- 17:18** FP1254 - Lacrimal Tumor Chronicles: Correlating Clinical Findings with Pathology
Presenting author : Preksha BIRADAR (P29506), Chief author : Shruthi MK, Shruthi MK, Sameeksha TADEPALLI, Ajay KRISHNAMURTHY
- 17:24** FP1564 - Ostium Evaluation After Non-Endoscopic Endonasal Dacryocystorhinostomy with and Without Mitomycin
Chief & Presenting author : Arshi SINGH (A20002), Samir MOHAPATRA, Rath SURYASNATA
- 17:30** FP2416 - AI Based Equipment in Dry Eye Diagnostics
Chief & Presenting author : Mrunal THANGAN (M28711), Choudhury Hirendra KUMAR, Himadri CHOUDHURY, Haimanti CHOUDHURY
- 17:36** FP2543 - Surgical Outcomes of Revision Endoscopic Dacryocystorhinostomy: a Retrospective Analysis
Chief & Presenting author : Ayushi AGARWAL (A22420), Mohd. Javed ALI, Nandini BOTHRA

FREE PAPER

Squint

Chairperson : K.S. Santhan GOPAL, Rohit SAXENA
Co-Chairperson : Agarwal Gopal DASS
Convenor : Jitendra Nenumal JETHANI
Co-Convenor : Bhawna PIPLANI, Rishikesh MAYEE
Moderator : Anita GANGER

Date : 02-04-2025
Time : 16:30-18:00
Hall : Kaner Hall 403

DAY 0 – WEDNESDAY

Each free paper is 5 mins

- 16:30** FP4 - Minimally Invasive Strabismus Surgery Versus Conventional Approach for Inferior Oblique Recession
Chief & Presenting author : Tushit DHAR (D27774), Subhash DADEYA
- 16:36** FP331 - Muscle Transplantation: as a Effective Primary Surgery for Large Angle Horizontal Strabismus
Chief & Presenting author : Subramanya KOTA (K16088), Shanmugha ABIRAMI.S, Sachidananda PANI, Aveena KALAL
- 16:42** FP727 - Rare Type of Congenital Fibrosis of Extraocular Muscles (CFEOM) : Genotype- Phenotype Correlation
Chief & Presenting author : Kiranmai GARG (K25014), Ramesh KEKUNNAYA
- 16:48** FP792 - Superior Oblique Tuck VS Inferior Oblique Anteronasal Transposition in Managing Congenital so Palsy
Presenting author : Kalyani MALASANE (K28931), Chief author : Deepti P., Sheetal MADALAGI
- 16:54** FP839 - Nasal Transposition of Split Lateral Rectus Muscle with Medial Rectus Resection in 3rd Nerve Palsy
Chief & Presenting author : Amit MOHAN (M11516), Manju GAJRAJ
- 17:00** FP1010 - Novel Approach of Triple Pass as Double Augmentation of Knapp Procedure in Double Elevator Palsy
Chief & Presenting author : Neelam PAWAR (P11376), Meenakshi RAVINDRAN
- 17:06** FP1282 - Impact of Part-Time Occlusion Therapy on Fine Motor Skills of Unilateral Moderate Amblyopia Patients
Presenting author : Pooja KUMARI, Chief author : Anupam SINGH, Mittali KHURANA, Neeti GUPTA
- 17:12** FP1367 - ASOCT measurement of Lid of Horizontal Recti and Its Correlation with Comitant Horizontal Strabismus
Chief & Presenting author : Ankita MAAN (A27623), Siddharth AGRAWAL
- 17:18** FP1561 - Torsional Changes After Horizontal Rectus Strabismus Surgery
Presenting author : Harshvardhan CHILKOTI (C25275), Chief author : Zia CHAUDHURI, Pragya PRAKASH, Rekha YADAV, Nipun GUPTA
- 17:24** FP1701 - Surgical Outcomes in Acute Acquired Comitant Esotropia: a Multicentric Study
Chief & Presenting author : Keerthi M KARTHA (K24742), Smita KAPOOR, Vidhya C., Rajesh Prabu V
- 17:30** FP2313 - Surgical Outcomes of True Muscle Transplantation in Large-Angle Infantile Et
Chief & Presenting author : Durga SAHU (D23927), Vivekanand WARKAD
- 17:36** FP2442 - A Modified Superior Oblique Suture Spacer Technique for Correction of a Pattern Strabismus
Chief & Presenting author : Pooja PATEL (P23042), Soveeta Souravee RATH, Shailja TIBREWAL
- 17:42** FP2469 - Anterior and Nasal Transposition: an Effective Way to Treat Strabismus Sursoadductorius
Chief & Presenting author : Shubham MANCHANDA (M26304), Jaspreet SUKHIJA, Savleen KAUR

17:48 - 17:53

**Maharashtra Ophthalmological Society (5')
Prevalence of Non Strabismic Binocular Vision
Disorders in the Southern Districts of Maharashtra
Sourabh PATWARDHAN**

POSTER PODIUM PRESENTATION

Cataract & Optics / Refraction / Contact Lens

DAY 0 – WEDNESDAY

Judge : Vishwa Jyoti B AHL, Divya JAIN, Vibha SINGH, Brahmabhatt Divyang RAMESHBHAI, Reena SETHI

Date :	02-04-2025
Time :	16:30-18:00
Hall :	Mogra Hall 404 A

Each Presentation is 4 mins followed by 1-2 mins of Q&A

- 16:30** FP131 - Axial Length, depth and Angle of Anterior Chamber in Hypermetropes
Chief & Presenting author : Janie SALOR (J28144), B. VADUVAKRISHNAN
- 16:35** FP342 - Role of Pentacam in Management of White Cataract
Chief & Presenting author : Kshama DWIVEDI (P09782), Arti SINGH, Jagriti RANA, Vibha SINGH
- 16:40** FP434 - Etiohistopathological Determinants of IOL Opacification and Its Management: a Systematic Review
Chief & Presenting author : Anshuman PATNAIK (P23323), Prateek JAIN
- 16:45** FP584 - Endocapsular Multichop Vs STD 4 Quadrant Chop:RCT Comparing EPT, Complications & Corneal Parameters
Chief & Presenting author : TAPAN (T26687), Sanjiv Kumar GUPTA
- 16:50** FP1062 - Moderate to High Astigmatism in Older Children-A Study of Treatment Modalities
Chief & Presenting author : Adhikari APURBA (A07199)
- 16:55** FP1088 - Risk Factors, Management and Prognosis of Patients with Post-Cataract Surgery Wound Infection
Chief & Presenting author : S. Chandra DEVI (S22373), Prafulla Kumar MAHARANA, Mohamed Ibrahime ASIF, Namrata SHARMA
- 17:00** FP1188 - Evaluation of Clear Corneal Incision Following Manual & Femtosecond Laser Assisted Cataract Surgery
Presenting author : Samaresh SRIVASTAVA (S13187), Chief author : Vaishali Abhaykumar VASAVADA, Lajja SHASTRI, Samaresh SRIVASTAVA, Shail VASAVADA
- 17:05** FP1234 - A Retrospective Analysis of Clinical Presentation and Visual Outcomes in Straatsma Syndrome
Chief & Presenting author : Ridham NANDA (R22592)
- 17:10** FP1275 - Comparative Assessment of FLACS and MICS in Senile Mature Cataract
Chief & Presenting author : Zakara Moh M R NAIR (N29628), Praveen Ramachandra MURTHY, M. Ramakrishna PRAVEEN, Roopashri MATADA
- 17:15** FP1308 - Visual Outcome and Complications of Secondary Posterior Iris Claw Lens in Aphakic Patients
Presenting author : Neela H (N28238), Chief author : Vinay DASTIKOP, Gouri DESHPANDE, Sandeep PATIL
- 17:20** FP1589 - Retrofixated Iris Claw Lens-Long Term Results in a Tertiary Care Centre in INDIA
Chief & Presenting author : Harpreet KAUR (H20639)
- 17:25** FP1777 - Axial Stability Assessment of Clareon IOLS in Short and Long Eyes Post-Cataract Surgery
Chief & Presenting author : Sudhir RACHAPALLE (R12133), Sejal R SINGH
- 17:30** FP1809 - Visual Rehabilitation in Keratoconus: Seeing Clearly with Specialty Contact Lenses
Chief & Presenting author : Kruthika HIKKALAGUTTI (K27889), Garvita DABAS, Kanika BHARDWAJ, Tulika CHAUHAN
- 17:35** FP1920 - Prisms: Saviors in Strabismus Practice
Chief & Presenting author : Sumit MONGA (M10685)
- 17:40** FP2409 - Comparative Evaluation of Post-Op Refraction in Patients Operated with 4 Different Brands of IOLS
Chief & Presenting author : Rishu KUMARI (R28569), Mrunal THANGAN, Himadri CHOUDHURY, Haimanti CHOUDHURY

POSTER PODIUM PRESENTATION

Diabetic Retinopathy & Medical Retina

Judge : Deepa Ajit KUMAR, Lakhesh Chandra MADHARIA, Pattnaik Nabin K.,
Rajiv MOHAN, Alkesh CHAUDHARY, Simi ZAKA-UR-RAB

Date :	02-04-2025
Time :	16:30-18:00
Hall :	Mogra Hall 404 B

Each Presentation is 4 mins followed by 1-2 mins of Q&A

- 16:30** FP104 - Prevalence of Retinopathy of Prematurity Associated with High Risk Pregnancy: a Retrospective Study
Chief & Presenting author : Amrita DEY (A23943)
- 16:35** FP181 - The Incidence, Patterns, Risk Factors and Outcomes of Retinopathy of Prematurity in North Karnataka
Presenting author : Ishan GOYAL (G28086), Chief author: Sandeep PATIL, Shikhara K V, Vinay DASTIKOP
- 16:40** FP223 - Pigmented Paravenous Chorioretinal Atrophy (PPCRA) - a Case of Mistaken Identity
Chief & Presenting author : Aashraya KARPE (K12239), Shroff Cyrus MINOO
- 16:45** FP412 - Anterior Segment Migration of Ozurdex Implant Through Surgical PI - a Rare Complication
Chief & Presenting author : Anushree NAIDU (A21360), Neha GANDHI, Hitendra Triloknath AHOJA, Charu GUPTA
- 16:50** FP465 - Comparative Study on Efficacy of Intravitreal Brolucizumab VS Aflibercept in Diabetic Macular Edema
Chief & Presenting author : Kiran BAIDYA (K27729), Sagarika MAJUMDER, Subhankar HOME, Arnav MITRA
- 16:55** FP780 - Normative Data & Determinants of Gc-Ipl Thickness in South Indian Adults
Chief & Presenting author : Lathika Vasu KAMALADEVI (K14419), Lizbeth TOM
- 17:00** FP984 - Effect of Metabolic Control on Ganglion Cell Layer in Diabetic Patients with Normal Vision
Chief & Presenting author : Mihika DUBE (D19157), Brijesh TAKKAR
- 17:05** FP997 - Evidence of Retinal Neurodegeneration in Prediabetes Stage
Chief & Presenting author : Dhanashree RATRA (D07093), Kaviarasan KUPPAN, Angayarkanni NARAYANASWAMY, Sathishkumar SUNDARAMOORTHY
- 17:10** FP1175 - A Rare Case of Acute Idiopathic Blind Spot Enlargement Syndrome
Chief & Presenting author : Swathi Padma KANCHANA (S24423), Ashok KANAKAMEDALA, Jayamadhury GUDIMETLA, Madhu Kumar R.
- 17:15** FP1209 - Central Macular Thickness Changes After Small Incision Cataract Surgery: an OCT Based Pilot Study
Chief & Presenting author : Shivangi Trehan JAWA (S28585), Somesh RANJAN, Sarita AGARWAL, Sumbul FATIMA
- 17:20** FP2083 - Peeping Through the Red Glow -Angioid Streaks
Chief & Presenting author : Rajeswari SINGAMSETTI (R29601), Sangeetha SIVAKUMAR
- 17:25** FP2573 - Exploring Morning Glory Optic Disc Anomaly: a Unique Case Report
Chief & Presenting author : Tanvi GANATRA (T23531), Waman CHAVAN

POSTER PODIUM PRESENTATION

Neuro Ophthalmology

DAY 0 – WEDNESDAY

Judge : Parul ICHHPUJANI, Subhash DADEYA, Gunjan SALUJA,
Digvijay SINGH, Richa GUPTA

Date :	02-04-2025
Time :	16:30-18:00
Hall :	Kadamb Hall 405

Each Presentation is 4 mins followed by 1-2 mins of Q&A

- 16:30** FP5 - Mitochondrial Diseases of the Eye - a Plethora of Findings!
Chief & Presenting author : Nishi SATISH (N26585),
PRAKRUTI CB, Mehta ANUJ, Abrol SANGEETA
- 16:35** FP206 - A Tale of Two Winds :the Bilateral Drift of Ischemic Neuropathies and Cranial Nerve Palsies in Gca
Chief & Presenting author : Nancy SHARMA (N28367),
Malvika SHARMA, Manpreet KOUR
- 16:40** FP422 - A Pill Provoked Optic Neuritis
Chief & Presenting author : Sharanyaa KRISHNAMOORTHY (S24030),
D THAMIZHSELVI, Ashok Kumar M., Vanaja VAITHIANATHAN
- 16:45** FP547 - Live Worm in Retina with Diffuse Unilateral Subacute Neuro Retinitis (DUSN)
Chief & Presenting author : Kapil BARANGE (B13142)
- 16:50** FP621 - Postoperative Vision Loss Following Non Ocular Surgery
Chief & Presenting author : Manikandan YOGARUBINI (M29033),
Vignesh T.P., Kowsalya AKKAYASAMY, Mahesh KUMAR
- 16:55** FP767 - Hypertensive Retinopathy as a Clinical Ophthalmic Biomarker of Stroke in Indian Subjects
Presenting author : Sonali GUPTA (G14389), Chief author : Zia CHAUDHURI, Kuljeet Singh ANAND, Rajinder Kumar DHAMIJA, Vidhi BAJPAI
- 17:00** FP922 - A Case of Naion After an Attack of Acute Angle Glaucoma
Chief & Presenting author : Anannya MONDAL (A27188)
- 17:05** FP924 - A Tale of Tolosa-Hunt Syndrome
Chief & Presenting author : Soumya Sucharita PANDA (S26862), Soumya Sucharita PANDA
- 17:10** FP1097 - Tuberculoma in Pregnancy- a Rare Presentation
Chief & Presenting author : Smita GHOSH (S25476)
- 17:15** FP1102 - VEP Changes After Citicoline Augmented Occlusion Therapy in Residual Monocular Amblyopia
Presenting author : Himanshu PRAKASH (P28228), Chief author : Zia CHAUDHURI, Suvasini SHARMA, Om PRAKASH
- 17:20** FP1148 - Unravelling the Unusual: Colloid Cyst Manifesting as Third Nerve Palsy
Chief & Presenting author : Naveena MURALIKRISHNAN (N29550), Sathesh BASKARAN, Jayasri Kanthalu NARAYANAMOORTHY
- 17:25** FP1344 - Unveiling the Hidden Mystery Behind Oculomotor Nerve Palsy
Chief & Presenting author : Nagarokini M (N28208), Periyanaayagi MURUGANANTHAM

POSTER PODIUM PRESENTATION

Orbit & Oculoplasty & Lacrimal

Date :	02-04-2025
Time :	16:30-18:00
Hall :	Palash Hall - Grand Ball Room C

Judge : Y. SUJATHA, Sima DAS, Rachna MEEL, Sethi ANITA, Neelam PUSHKER

Each Presentation is 4 mins followed by 1-2 mins of Q&A

- 16:30** FP175 - Retrobulbar Cysticercosis Presenting as Unilateral Granulomatous Uveitis
Chief & Presenting author : Vandana SHARMA (S16216), Jasneet KAUR, Anurag SINGLA
- 16:35** FP591 - Prevalence and Epidemiology of Lacrimal Disorders
Chief & Presenting author : Dolly DHANUKA (D24054), Abhik SAHAY, Brij SHAH, Dilipkumar BATRA
- 16:40** FP664 - Morphological Analysis of Lacrimal Puncta Using As-OCT in Different Age Groups
Chief & Presenting author : Md Hasan NAZ (N28678), Rajesh Prabu V, Jagadeesh Kumar Reddy K., Shruthi Tara VASUDEV
- 16:45** FP949 - Double Eyelid Blepharoplasty with Levator Plication in Absent Lid Crease with Unilateral Ptosis
Chief & Presenting author : Noornika KHURAIJAM (K13595), Sarda Devi CHONGTHAM, Dinakumar YAMBEM, Sachindra LAISHRAM
- 16:50** FP959 - Muller's Muscle Conjunctival Resection(MMCR) and Small Incision Surgery for Mild Involutional Ptosis
Chief & Presenting author : Sanjay SHARMA (S25183), Geetha G., Prabhu Shanker M., Shruthi Tara VASUDEV
- 16:55** FP973 - Igg4-Related Ophthalmic Disease – an Observational Case Series from a Tertiary Eye Centre in Kerala
Chief & Presenting author : Fidha SHIRIN (F30101), Vazhipokkil Anju CHANDRAN
- 17:00** FP986 - Tango with Congo at the Caruncle
Chief & Presenting author : Vazhipokkil Anju CHANDRAN (V21036)
- 17:05** FP996 - Navigating the Intricacies of Superior Orbital Lesions
Chief & Presenting author : Mehak RAHEJA (M25896), Bharat ARORA, Shaloo BAGEJA, Amrita SAWHNEY
- 17:10** FP1013 - Comparative Study of Canalicular Silicon Tube Intubation in Patients with Chronic Dacryocystitis
Chief & Presenting author : Niraj Kumar YADAV (Y28376), Apjit KAUR
- 17:15** FP1266 - Oh My Fat! Tackling Intra-Operative Fat Prolapse During Endoscopic DCR
Chief & Presenting author : Varshitha Hemanth VASANTHAPURAM (H18195)
- 17:20** FP1272 - Quality of Life at 18month Follow-Up of Covid19 Associated Rhinoorbitocerebral Mucormycosis Patients
Presenting author : Sanjana THOMAS (S28932), Chief author : Shubashree KARAT, Darrin Jose PUTHENPURACKAL, Anna PHILIP, Suneetha N LOBO
- 17:25** FP1285 - Pediatric Centurion Syndrome
Chief & Presenting author : Urmila RAWAT (U29236), Fatema LOKHANDWALA, SIMRAN, Shivangi SINGH
- 17:30** FP1718 - Plethora of Lid Masses : from Benign to Malignant
Chief & Presenting author : Mohanraj MUTHUKRISHNAN (M28890), Sitesh VATS, Dev KANT
- 17:35** FP1804 - Complex Epibulbar Choristomas with Systemic Association
Chief & Presenting author : Saumika SINGH (S26496)
- 17:40** FP2074 - Haberland Syndrome A Very Rare Case Report
Chief & Presenting author : Deepali GAWAI (G16732), Shubha JHAVAR
- 17:45** FP2185 - Magic of Perseverance: a Dancing Foreign Body in Eyelid!
Chief & Presenting author : Anshul GARG (A25799), Tarun ARORA, Sonia BHARGAV



中華民國眼科醫學會
The Ophthalmological Society of Chinese Taipei

第66次學術演講會

2025 海峽兩岸眼科學論壇

The 66th Annual Meeting of the
Ophthalmological Society of Taiwan
2025 Cross-Strait Eye Forum

December 13-14, 2025
南港展覽館二館 TaiNEX 2

The 66th Annual Meeting of the Ophthalmological Society of Taiwan





The 40th Asia-Pacific Academy of Ophthalmology Congress
In Conjunction with
The 83rd Annual Conference of the All India Ophthalmological Society



DAY 1

3rd APRIL – THURSDAY

(Blue color in table indicates International Program)



<https://www.facebook.com/AIOSSC>
<https://www.facebook.com/APAOphth/>



<https://aios-scientificcommittee.org/>
<https://apaophth.org/>



<https://www.youtube.com/@AIOSSC>
<http://video.apaophth.org/>

IC16 - 6/6 N6 But Unhappy Post Cataract Surgery

Sony GEORGE [G13444]

Date :	03-04-2025
Time :	08:00-09:30
Hall :	Brahmkamal Hall - Auditorium A

Cataract Surgery Has Essentially Become a Refractive Surgery Also Since the Patient Expects a Complete Recovery of Vision an in His Younger Days. the Surgeon and the Councillors Too Promise Him the Same. This Has Created Very High Expectations and Hence Many Unhappy Patients Too. This Ic Aims at Addressing the Reasons for the Unhappiness of These Patients. Ranging from Pre Operative, Intraoperative, and Post Operative Causes, This Course Aims at Identifying, Treating and Preventing the Reasons Which Cause Discomfort to the Patient. Residual Cylindrical Errors, Imperfect Centration of the IOL, dry Eye, PCO, Residual HOA, Dysphotopsias, Retinal Causes and Other Factors Leading to Discomfort Will Be Discussed by a Panel of Well Experienced Experts in the Field. The Talks as Well as the Panel Discussion is Focused on Making Cataract Surgery More Rewarding to the Surgeon and More Fruitful and Enjoyable to the Patient

- 08:00 - Over View on the Possible Causes of Unhappiness Despite 6/6 N6 (8 mins) : Sony GEORGE
- 08:08 - Dry Eye and Associated OSD (10 mins) : Sony GEORGE
- 08:18 - Dysphotopsias - Causes, Prevention and Management (10 mins) : Mathew KURIAN
- 08:28 - IOL Centration Issues/angle Kappa/angle Alpha (10 mins) : Minu M. MATHEN
- 08:38 - Residual Cylinder/ Higher Order Abberations (10 mins) : Vanashree NAIR
- 08:48 - Posterior Capsule Issues /Capsular Phimosis (10 mins) : Sandhya NAIR
- 08:58 - Retinal Causes and Management in Unhappy 6/6 N6 (10 mins) : Akanksha RAI

Panel Discussion :- (7 Mins)

Keynote Address - Fasika WORETA: Corneal complications after cataract surgery (10 Mins)

IC51 - AAA: Algorithmic Approach and Analysis of Retinal diseases

R. Unnikrishnan NAIR [N10193]

Date :	03-04-2025
Time :	08:00-09:30
Hall :	Amaltas Hall - B101 A

New Developments in Imaging , Therapeutics and Understanding of Disease Have Made It Vital to Change Our Approach in Diagnosing and Treating Retinal Conditions. This Instruction Course Will Present These Newer Altered Paradigms in Diagnosis and Treatment in an Algorithmic Fashion. the Topics That Will Be Dealt with Are Diabetic Retinopathy Age Related, Macular Degeneration, Polypoidal Choroidal Vasculopathy, Central Serous Chorioretinopathy Vascular Occlusions and Hereditary Retinal Dystrophies. the Erudite Group of Speakers Will Simplify Diagnosis, Imaging , Treatment Decision and Prognostication Into a Clear Algorithmic Pattern and Will Provide Insights Into Why Such an Approach Will Suit Management Better and the Intricacies and Reason Behind all the Decisions. This Lucid, yet Comprehensive Approach of Creating an Algorithm for all These Conditions Will Help Both Specialist and General Practitioners to Organize Their Thoughts for More Effective Diagnosis and Management.

- 08:00 - Algorithmic Approach to Managing Pachychoroid Spectrum Diseases (12 mins) : George J. MANAYATH
- 08:12 - Algorithmic Approach to Diagnosing and Prognosticating Progression in Dry AMD (12 mins) : Muna BHENDE
- 08:24 - Algorithmic Approach to Diagnosing and Prognosticating Wet AMD (12 mins) : R. Unnikrishnan NAIR
- 08:36 - Algorithmic Approach to Diagnosing and Prognosticating Hereditary Retinal Dystrophies (12 mins) : Parveen SEN
- 08:48 - Algorithmic Approach to Manage Diabetic Retinopathy (12 mins) : Rajiv RAMAN
- 09:00 - Algorithmic Approach to Manage Retinal Vascular Occlusions (12 mins) : Manoj S.
- 09:12 - Algorithmic Approach to Decision Making and Prognostication in Surgical Macular Conditions (12 mins) : Sunil GANEKAL

Panel Discussion :- (6 Mins)

Keynote Address - Pradeep KUMAR: Brolucizumab and the pachychoroid spectrum (10 Mins)

IC314 - Recent Concepts -Optimizing Intraocular Lens (IOL) Power Calculation

Arup CHAKRABARTI [A04119]

Date :	03-04-2025
Time :	08:00-09:30
Hall :	Brahmkamal Hall - Auditorium B

This Masterclass on IOL Power Calculation Will Review the Current Status of State of the Art Biometry, Reliable Formulae/ calculators and Standard Operating Procedures for Optimal Refractive Outcomes. It Will Also Deal with Commonly Encountered Special Situations in Cataract Surgery Where IOL Calculations Require Customized Approach – Eg. Toric IOLS, Secondary and Piggyback IOLS, High Myopia/hypermetropia, Posterior Segment Pathologies and Vitrectomised Eyes, Post Refractive Surgery Eyes Etc. Take Home Pearls Summarizing the Course Contents Will Be Highlighted. at the End of This Masterclass, Attendees Will Have Learned About the Latest Concepts of IOL Power Calculation and How to Optimize Refractive Outcomes in Frequently Encountered Special Situations and Advanced Technology IOL Situations

- | | |
|---|-----------------------|
| 1. 08:00 - Introduction (5 mins) | : Arup CHAKRABARTI |
| 2. 08:05 - Best Practice Sops for Optimal Refractive Outcomes (10 mins) | : Arup CHAKRABARTI |
| 3. 08:15 - Contemporary Tools/strategies to Optimize Toric Outcomes (8 mins) | : K V SATYAMURTHY |
| 4. 08:23 - Incorporating Cutting Edge Technology in IOL Calculation (8 mins) | : Ramesh DORAIRAJAN |
| 5. 08:31 - IOL Power Updates in Common Posterior Segment Pathologies (8 mins) | : Meena CHAKRABARTI |
| 6. 08:39 - Recent Developments in Post Refractive Surgery Situations (8 mins) | : Anand PARTHASARATHY |
| 7. 08:47 - The Extremes – Long & Short Stories (8 mins) | : Suven BHATTACHARJEE |
| 8. 08:55 - Take Home Pearls (8 mins) | : Nirupama KASTURI |

Panel Discussion :- (7 Mins)

Keynote Address - Koch DOUGLAS: IOL Calculations: Current State of the Art (10 Mins)

Current Concept - Retina -Where Inflammation Meets Neo-Vascularization: Basics to Clinics !! a Novel Approach

Malay Chaturvedi

The Echoes of Correlations Between Retinal Inflammation and Angiogenesis Are No More a Hush Hush ! We Have Claimed to Coin the Term Rinc-Retinal Inflammatory Neo-Vascular Conditions. Coexistence of the Two Diseases Attracts and Guides us for the Creation of This IC. the Team Not Only Presents Proven Etio- Pathological Associations of Common Rincs but to Make It More Clinically Coherent to Practice, Takes Through Pictorial Clinical Presentations, Investigative Attributes and Contemporary Therapeutic Takeaways! We Are on the Next Step!

Date :	03-04-2025
Time :	08:00-09:30
Hall :	Kesar Hall 202

- | | |
|--|-----------------------|
| 1. 8:00 Angiogenesis & It's Inflammatory Correlates:concept Unveiled! (Retinal Inflamm.Neo. Conditions Rinc) - 13 Mins | : Malay CHATURVEDI |
| 2. 8:13 EAL's, a Prototype of Vasculitis & Neo-Vascular Confluence - 13 Mins | : Sandeep SAXENA |
| 3. 8:26 Diabetic Macular Edema ,a Clinico-Pathological Walk Through - 13 Mins | : Manish TANDON |
| 4. 8:39 Rinc, Investigative Attributes - FFA, OCT, OCTA & Others. - 13 Mins | : Abhijaat CHATURVEDI |
| 5. 8:52 Therapeutic Options in Rinc - Lasers : When, Why & How Much - 13 Mins | : Dudani Ajay INDUR |
| 6. 9:05 Diabetic Macular Edema Therapy – Where Do We Stand Now - 13 Mins | : Ajay AURORA |

Nucleotomy

Harbansh Lal

1. Basics of Nucleotomy (6 mins)
2. Soft Cataract (6 mins)
3. Posterior Polar Cataract (6 mins)
4. Hard Cataract (6 mins)
5. White Intumescent Cataract (6 mins)
6. Nucleus Management in Presence of Small Pupil (6 mins)
7. Nucleus Management in presence of Corneal Opacity (6 mins)
8. Subluxated Cataract (6 mins)
9. Nucleus Management in presence of Posterior Capsular Rupture (6 mins)

Date :	03-04-2025
Time :	08:00-09:30
Hall :	Kumudini 301

: Harbansh Lal
: Ikeda
: Ikeda
: Harbansh Lal
: Shroff Ashok Pranjivandas
: Anurag Mishra
: Rajesh Sinha
: Rajiv Choudhary
: Tinku Bali

DAY 01 – THURSDAY

Current Concept - ALL ABOUT ESOTROPIAS

Manjushree BHATE

All about Esotropias is an instruction course that would be very beneficial to both the general ophthalmologists and subspecialists. This instruction course involves an international expert panel from different countries sharing their knowledge and experience in a range of presentation in different types of Esotropias of both childhood and adulthood from the more commonly encountered infantile, accommodative, comitant and incomitant esotropias and special esotropias in Thyroid eye disease and heavy eye syndrome. This interesting instruction course will include case based examples and provide the delegates an insight into the approaches and management of a variety of Esotropias. We believe the course would enhance the scientific content of the conference.

1. 8:00. Infantile Esotropia - concepts and management - 10 Mins
2. 8:10. Management in Accommodative Esotropias - 10 Mins
3. 8:20. Acute Acquired Comitant Esotropia - 10 Mins
4. 8:30. Incomitant Esotropias -congenital and acquired - 10 Mins
5. 8:40. Acquired Esotropia in High myopia -heavy eye - 10 Mins
6. 8:50. Thyroid Esotropia - 10 Mins
7. 9:00. Panel Discussion - 15 Mins

Date :	03-04-2025
Time :	08:00-09:30
Hall :	Gulmohar Hall 302

: Donny W. SUH
: Deepa TARANATH
: Sumita AGARKAR
: Manjushree BHATE
: Andrea MOLINARI
: Saurabh JAIN
: Manjushree BHATE

IC321 - To tube or not to tube

Vanita Pathak RAY [V15422]

Date :	03-04-2025
Time :	08:00-09:30
Hall :	Javakusum Hall 303

Tubes are invaluable in the management of glaucomas that are refractory to treatment but can have serious sight threatening complications. Valved and non-valved devices are available, but confusion exists wrt which type to be used in different conditions. The differences in the two types of tubes will be highlighted - this course will focus on the video-based step-by-step guidance of the surgery of each type of tube and the complications that may be encountered. Practical tips about the management of these complications will also be discussed with the help of videos. At the end of the course, the attendees will be well versed not only with the surgery of each type of tube but also how to prevent complications and the management of these complications, should they occur.

- | | |
|--|----------------------------|
| 1. 08:00 - Types of Tubes and Their Indications (8 mins) | : Kirti SINGH |
| 2. 08:08 - Differences Between Valved and Non-Valved Tubes (8 mins) | : Jayant Venkatramani IYER |
| 3. 08:16 - Safe Valved Tube Surgery (8 mins) | : Murali ARIGA |
| 4. 08:24 - Complications of Valved Tubes (8 mins) | : Amit PANDEY |
| 5. 08:32 - Safe Non-Valved Tube Surgery (8 mins) | : Vanita Pathak RAY |
| 6. 08:40 - Complications of Non-Valved Tubes (15 mins) | : Ganesh V. RAMAN |
| 7. 08:55 - Evidence from Landmark Studies-TVT, PTVT, AVB, ABC (8 mins) | : Amit PANDEY |
| 8. 09:03 - The Bottom-Line (5 mins) | : Vanita Pathak RAY |

Panel Discussion :- (7 Mins)

IC316 - Zinging /Sensational Vitreo-Retinal Surgeries

Karobi Rani LAHIRI [L04226]

Date :	03-04-2025
Time :	08:00-09:30
Hall :	Champa Hall 304

This is a Comprehensive Course Designed to Highlight Sensational and Thinking Out of the Box Retinal Surgeries Where, Either an Initial Detailed Plan to Conduct a Difficult Surgery or in a Tight Situation Where an Alternative Notat all or Infrequently Traversed Path is Adopted Towards Achieving a Successful Outcome Where Quick Thinking,skill ,Grit and Firm Conviction of Its Desirable End Helped Save the Day.Multiple Surgical Scenarios Will Be Presented by Senior and Skillful Surgeons . Cases Like IOFB, CRAO, bad PVR with Gliosis,scleral Fixation, Dislocated, IOL and Nuclei, Gross PDR,, suprachoroidal Haemorrhage, Stage 5 ROP,Pole to Pole Surgery, Trauma Will Be Showcased.

- | | |
|---|--------------------------|
| 1. 08:00 - Confounding Pvr Cases, Difficult Resurgeries (10 mins) | : Vatsal Shyamlal PARIKH |
| 2. 08:10 - CRAO, IOFB, macular Hole Surgeries (10 mins) | : Saamil SHETH |
| 3. 08:20 - Stage 5 Rop,suprachoroidal Haemorrhage, Trauma (10 mins) | : Karobi Rani LAHIRI |
| 4. 08:30 - Management of GRT - Pearls (10 mins) | : Shilpi NARNAWARE |
| 5. 08:40 - Recurrent Macular Hole (10 mins) | : Prashant BAWANKULE |
| 6. 08:50 - Bad PVR, Pot Pourri (10 mins) | : Paritosh Arvind KAMDAR |

Panel Discussion :- (10 Mins)

Keynote Address - Vishali GUPTA : 27 G PPV for Diabetic Detachments (10 Mins)

Perspectives in Ophthalmology

Chairpersons : Shishir AGRAWAL, Usha JOHARI, Virender AGRAWAL
Moderators : Prateep TEOTIA, Mohit KHATTRI

Date :	03-04-2025
Time :	08:00-09:30
Hall :	Neelkamal Hall 305

- | | |
|--|---------------------------|
| 1. 08:00. Curtailing Myopia Progression ...Are We Short Sighted in Our Approach | : Ruchika AGARWAL |
| 2. 08:07. Mastering Intraoperative Gonioscopy | : Shweta TRIPATHI |
| 3. 08:14. Dual Tunnel Ambidextrous Phaco in Cataract Segment | : Rakesh GUPTA |
| 4. 08:21. Microkeratome Nuances for LASIK Beginners | : Prateep TEOTIA |
| 5. 08:28. Keratorefractive Lenticule Extraction : Where We Stand Today | : Virender AGARWAL |
| 6. 08:35. Cataract Surgery in Diabetics: Key Perspectives | : Mohit KHATTRI |
| 7. 08:42. Hard Cataract Phaco..New Energy Saving Technique | : Ashwani KALIA |
| 8. 08:49. Sometimes the Things Don't Go the Way You Want-LASIK Flap Related Complications | : Piyush KAPUR |
| 9. 08:56. Past Present and Future of SICS | : Usha JOHARI |
| 10. 09:03. Molecular Insights in Ocular Stevens Johnson Syndrome Sequelae | : Renu VENUGOPAL |
| 11. 09:10. EDOF Vs TRIFOCAL : Best Options for Presbyopia ? | : Reena SETHI |

Each talk is 07 mins

DAY 01 – THURSDAY

IC55 - Learning lessons in uveitis practice

Reema BANSAL [B11127]

Date :	03-04-2025
Time :	08:00-09:30
Hall :	Suryamukhee Hall 401

Uveitis Poses a Significant Challenge in Terms of Both Diagnosis and Management. Often These Patients Are Subjected to a Battery of Laboratory Tests, Overlooking Important Clinical Clues. the Sight-Threatening Nature of Uveitis Motivates the Treating Physician to Administer a Prompt Empirical Therapy That May at Times Be Catastrophic, Especially in Infectious Uveitis. Poor Response to Conventional Therapy or an Atypical Presentation Should Alert us Regarding Masquerade Syndromes. Through This Course, Uveitis Experts Aim to Provide Clinical Pearls and Key Teaching Points to the Comprehensive Ophthalmologists by Showing 2-3 Case Examples of Clinical Clues and Possible Errors in Clinical Practice so That the Diagnosis is Made Simple. the Case Presentations Will Be Followed by a Panel Discussion with Audience Participation.

- | | |
|---|---------------------------------------|
| 1. 08:00 - The Many Faces of Primary Vitreo-Retinal Lymphoma (10 mins) | : Vishali GUPTA |
| 2. 08:10 - Fluorescein Angiography in Posterior Uveitis: When is It Required, and When Not (10 mins) | : Jyotirmay BISWAS |
| 3. 08:20 - Warning Signs of Inflammatory CNVM (10 mins) | : Parthoprattim Dutta MAJUMDER |
| 4. 08:30 - Uveitic Macular Edema: What to Do When Persistent? (2-3 Cases) (10 mins) | : Padmamalini MAHENDRADAS |
| 5. 08:40 - Horror Stories in Infectious Uveitis (10 mins) | : Mudit TYAGI |

Panel Discussion :- (20 Mins)

Keynote Address - Nihal Adel HASSAN (Egypt): Imaging in Retinal Vasculitis (10 Mins)

World Health Organization (WHO) Session : Achieving Effective Refractive Errors Coverage in INDIA

Date :	03-04-2025
Time :	08:00-09:30
Hall :	Kaner Hall 403

Chairperson :	Payden P
Co- Chairperson :	Praveen VASHIST, Do Seiha
Convenor :	Tashi TOBGAY
Moderators :	Sumit GROVER, Rohit SAXENA
Panelists :	Payden P, RAJSHEKHAR, Anshu TANEJA, Praveen VASHIST, K V MAHESH

- | | |
|---|-------------------|
| 1. WHO- Specs Initiative for Refractive Error Coverage | : Asheel MOHAMMAD |
| 2. Stakeholder Collaboration in Achieving Who Specs 2030 Goals in INDIA | : K V MAHESH |
| 3. Govt of INDIA Initiatives for Refractive Error Services | : Rajshekhar |
| 4. Strengthening Primary Eye Care to Tackle Refractive Errors. | : Praveen VASHIST |
| 5. Myopia Management- Prevention and Management. | : Rohit SAXENA |
| 6. A systems approach to scaling quality RE services in Cambodia | : Do Seiha |

Panel Discussion – 40 min

DAY 01 – THURSDAY

IC453 - Cataract Surgery in Presence of Ocular Co-morbidity

Date :	03-04-2025
Time :	08:00-09:30
Hall :	Mogra Hall 404 A

Vardhaman KANKARIA [K12027]

Cataract Surgery in the Commonest Surgery Performed on Human Eye. Although, the Cataract Surgery is Optimised with Current Generations of Technologies, Ocular Co Mobidities Create Dilemma in Treating Cataract. This Instruction Course Will Discuss in Details About Protocols for Achieving Optimal Outcomes in Eyes Demonstrating Variety of Ocular Co Mobidities Such as Diabetic Retinopathy, Glaucoma, Naso Lacrimal Duct Obstruction, Post Refractive Surgery Status and Corneal Diseases Including Corneal Transplant.

- | | |
|---|-------------------------------|
| 1. 08:00 - Cataract Surgery After RK and LASIK (10 mins) | : Vardhaman KANKARIA |
| 2. 08:10 - Cataract Surgery in Presence of Diabetic Retinopathy (10 mins) | : Shrutika KANKARIA |
| 3. 08:20 - Cataract Surgery in Presence of Glaucoma (12 mins) | : Parikh Rajul S. |
| 4. 08:32 - Cataract Surgery in Presence of Uveitis (12 mins) | : Parthopratim Dutta MAJUMDER |
| 5. 08:44 - Cataract Surgery in Presence of Lacrimal Obstruction (12 mins) | : Shubhra GOEL |
| 6. 08:56 - Cataract Surgery in Presence of Corneal Diseases (12 mins) | : Rishi SWARUP |
| 7. 09:08 - Cataract Surgery in Presence of Trauma (10 mins) | : Harshul TAK |

Panel Discussion :- (12 Mins)

Keynote Address - Ashraf ARMIA (Egypt) : Cataract Surgery in Keratoconus: Pre-Operative Assessment, Intraoperative Challenges and Post-Operative Considerations (10 Mins)

IC13 - My 7 Best Learnings: Video based Surgical Pearls In Ocular Surface Surgery

Shweta AGARWAL [A12280]

Date :	03-04-2025
Time :	08:00-09:30
Hall :	Mogra Hall 404 B

In “My 7 Best Learnings: Video-Based Surgical Pearls in Ocular Surface Surgery,” We Delve Into Seven Key Areas Essential for Mastering This Intricate Field. from the Nuances of Pterygium Surgery to the Therapeutic Potential of Amniotic Membrane Transplantation, and from Navigating Cataract Surgery in the Presence of Ocular Surface Disease to Mastering the Intricacies of Limbal Stem Cell Transplants and Fornix Reconstruction, This Course Offers Indispensable Insights and Techniques. with High-Definition Surgical Videos, Case Studies, and Expert Insights This Course Equips Surgeons with the Knowledge to Navigate the Complexities of Ocular Surface Surgeries Effectively.

- | | |
|---|--------------------------|
| 1. 08:00 - Surgical Precision: Perfecting Pterygium Removal (12 mins) | : Paras Indravadan MEHTA |
| 2. 08:12 - Amniotic Membrane Transplantation: Unveiling Its Potential (12 mins) | : Mugundhan R |
| 3. 08:24 - “OSD Challenges: Navigating Cataract Surgery with Care” (12 mins) | : Rajesh FOGLA |
| 4. 08:36 - “Stemming Vision Loss: Advancements in Limbal Transplants (12 mins) | : Vinay S. |
| 5. 08:48 - “Restoring Balance: Techniques in Fornix Reconstruction” (12 mins) | : Shweta AGARWAL |

Panel Discussion :- (15 Mins)

Keynote Address - Medhat SHAWKY (Egypt): Addressing Ocular Surface Disorders in Laser Corneal Refractive Surgery (10 Mins)

DAY 01 – THURSDAY

IC282 - ERG ? Say with confidence that you know it.

Birendra Prasad KASHYAP [K02624]

Date :	03-04-2025
Time :	08:00-09:30
Hall :	Kadamb Hall 405

The Visual Electrical Phenomena Described Way Back in 1800s Has Gone Under Sea Changes. Educational Activity in This Field Remained Slow Unlike the Dramatic Entry of OCT. We Concentrate on Anatomical and Functional Part of the Refractive Aspects and the Electrical Phenomena Escapes Our Attention. in Many Centers the Electrophysiology is Restricted to Vep Generally Conducted by Neurologists. and of Course! There is a Tendency to Shy Away from This Science. but Now the Scenario is Changing. Better Equipment is Available with Standardization by International Society for Clinical Electrophysiology. Our Basic Course Will Have Enough Take Home Messages Which Will Be Sufficient to Make You Confident to Start Electrophysiology

- | | |
|---|---------------------------|
| 1. 08:00 - Introduction of Visual Electrophysiology (10 mins) | : Bibhuti BHUSHAN |
| 2. 08:10 - Knowing the Machine and Electrodes (10 mins) | : Rahul PRASAD |
| 3. 08:20 - Full Field ERG and Multifocal ERG (15 mins) | : Birendra Prasad KASHYAP |
| 4. 08:35 - Pattern ERG (10 mins) | : Bibhuti B. KASHYAP |
| 5. 08:45 - Tips on EOG (10 mins) | : Bharti KASHYAP |
| 6. 08:55 - VEP Essentials (10 mins) | : Nidhi GAJENDRAGADKAR |

Panel Discussion :- (10 Mins)

Keynote Address - Peter HADDEN (RANZCO): Entopic Images of the Retina (10 Mins)

Update - What the Hell is EDOF?

Sourabh PATWARDHAN

Date :	03-04-2025
Time :	08:00-09:30
Hall :	Palash Hall - Grand Ball Room A

Edof or Extended Depth of Focus IOLS Are a New Breed of Premium IOLS. They Are Supposedly Better Than Trifocals and Will Soon Replace Multifocal and Trifocals...But is That so? Let's Find Out from the Experts from Their Experiences with Different Edof IOLS. Personal Data of Achieved Results as Well as Aberrometric Data Will Also Be Discussed. the Instruction Course Will Also Discuss Options for Different Case Scenarios. Which Lens is Chosen by Experts for the Particular Cases Will Be Discussed. It is a Very Practical and Interactive Course.

1. **08:00** Optical Principles and Categories of EDOF IOLS - 12 Mins
2. **08:12** Aberrometric Profile of Different EDOFS - 10 Mins
3. **08:22** Real Life Experience of Using Different EDOFS - 10 Mins
4. **08:32** In Which Patients I Prefer Trifocal Over EDOF - 6 Mins
5. **08:38** Unsatisfied Patients After EDOF: is It Possible? - 8 Mins
6. **08:46** Let's Discuss Case Based Choices - 20 Mins

: Sourabh PATWARDHAN
: Amit Kumar MAHAJAN
: Deshpande Nitin SUHAS
: Shon Vasanttrao CHINCHOLE
: Nidhi PATWARDHAN
: Sourabh PATWARDHAN

Indian Paediatric Glaucoma Society Symposium - Recent Trends in Managing Childhood Glaucoma

Date :	03-04-2025
Time :	08:00-09:30
Hall :	Palash Hall - Grand Ball Room B

Chairperson : Anil MANDAL
Co- Chairperson : Viney GUPTA
Convenors : Suneeta DUBEY
Co- Convener : Manju ANILKUMAR
Moderator : Sirisha SENTHIL

Definitions and Diagnosis – (35 minutes)

1. **08:00** - What Would Make You Diagnose Glaucoma in a Child? - 10 Mins : Viney GUPTA
2. **08:10** What is the Best Way to Measure IOP in Children - 7 Mins : Sirisha SENTHIL
3. **08:17** Cloudy Cornea at Birth: Always Glaucoma or Anything Else? - 8 Mins : Anil MANDAL
4. **08:25** Why is Accurate Phenotyping so Important? - 10 Mins : Sushmita KAUSHIK

Panel Discussion: (25 min)

Perspectives on Ancillary testing in the evaluation of Childhood Glaucoma

Moderator: Sushmita KAUSHIK

Panellists: Suneeta DUBEY; Sushma TEJWANI, Ria RATNA, Goura CHATTANAVAR, And all Faculty

5. **09:00** When Would You Use B Scan, UBM, and As-OCT in Childhood Glaucoma - 10 Mins
6. **08:10** When and Whom to Order Genetic Tests? - 7
7. **08:17** How Have the Genetic Tests Helped Improve Our Care for Children with Glaucoma and Their Families? - 8
8. **08:25** Can AI Help Children with Glaucoma? - 5

Audience Interaction- All Faculty: 15 min

IC401 - Micro Innovations, Macro Impact: Transformative Breakthroughs in Cataract and Refractive Surgery

Samaresh SRIVASTAVA [S13187]

Date :	03-04-2025
Time :	08:00-09:30
Hall :	Palash Hall - Grand Ball Room C

The Field of Ophthalmology Has Always Been at the Forefront of Medical Innovation, Continuously Evolving to Incorporate the Latest Technological Advancements and Surgical Techniques. While Large-Scale Industry Innovations Often Capture the Spotlight, It is Frequently the Small, Individual Breakthroughs That Bring About Profound Changes in Everyday Clinical Practice. This Instruction Course Aims to Shine a Light on These Pivotal Contributions. This Course Will Gather a Group of Esteemed Ophthalmologists Who Have Made Significant, Individual Contributions to Cataract and Refractive Surgery. . This Format is Designed to Foster an Interactive and Collaborative Learning Environment, Encouraging Participants to Think Creatively and Consider How They Can Implement Similar Innovations in Their Practices.

DAY 01 - THURSDAY

1. **08:00** - Novel Keratoscope to Reduce Intraoperative Astigmatism in Keratoplasty (10 mins) : **Neeraj SHAH**
2. **08:10** - Beyond Boundaries: the Key to Innovation (10 mins) : **Sri GANESH**
3. **08:20** - Tackling Broken IOLS and IOL Exchange (10 mins) : **Neha DHOLAKIA**
4. **08:30** - What Lies Beneath : Understanding the Anatomy of IOL Fixation in Compromised Capsules (10 mins) : **Samaresh SRIVASTAVA**
5. **08:40** - Innovations in Refractive Surgery (10 mins) : **Rohit SHETTY**

Keynote Address - Audrey ROSTOV: Managing Complications in SMILE and LASIK (10 Mins)

IC438 - The Oculoplastics Secrets - Demystified

Mukesh SHARMA [S07165]

Date :	03-04-2025
Time :	08:00-09:10
Hall :	Trade Room 1

We Intend to Present an Ic Where Emphasis Will Be Given to Step by Step Teaching of Common Oculoplastic Conditions with the Help of Video Demonstration . We Have Included Some of the Most Puzzling but 'Sought After' Oculoplastics Surgical Procedures Like Senile Entropion -Ectropion , Blepheroptosis, Ptosis Surgeries - Levator Resection & Mmcr, Dcr and Enucleation -Evisceration. all Our Presenters Have Extensive Teaching Experience & Are Highly Trained in the Subject . We Aim to Create a True Classroom Environment in Our Ic , Where Every Step of These Baffling Surgical Procedures Will Be Simplified & Explained in a Manner That all Attendee Can Absorb Them in Their Clinical Practice. Our Primary Emphasis Will Be on Highlighting Practical Problems and Providing with Their Solution with the Help of Video Based Skill Transfer . We Have Also Kept 5 Minutes of Discussion After Each Talk to Clear all Possible Doubts

1. **08:00** - Senile Entropion-Ectropion-Simplified (9 mins) : **Sethi ANITA**
2. **08:09** - Socket Reconstruction -Management Principles (9 mins) : **Ashok Kumar GROVER**
3. **08:18** - Levator Resection-Made Easy (9 mins) : **Santosh G. HONAVAR**
4. **08:27** - Muller's Muscle Conjunctival Resection (MMCR) -a Video Tutorial (9 mins) : **Mukesh SHARMA**
5. **08:36** - Blepheroptosis for the Beginners (9 mins) : **Kasturi BHATTACHARJEE**
6. **08:45** - Enucleation & Evisceration- Surgical Pearls (9 mins) : **Fairooz Puthiyapurayil MANJANDAVIDA**

Panel Discussion :- (20 Mins)

Refractive surgery X files (Debates & Cases)

Date :	03-04-2025
Time :	08:00-09:10
Hall :	Trade Room 2

Co-ordinators : Rushad SHROFF

Panelists : Jeewan Titiyal, Gaurav Luthra, Rohit Shetty, Rupal Shah, Rishi Swarup

Debates

465 Micron Cornea with Normal Topography, Tomography and Biomechanics, Refractive Error - 3.0DS

1. - Surface Ablation - Apoorva AGRAWAL
2. - ICL - Ikeda LAL

Low Myopia, Small WTW with Yellow Posterior Elevation on BAD Display

1. - KLEX - Bhupesh SINGH
2. - ICL - Rajat JAIN

ICL Sizing

1. - New Formulas & OCT Based Sizing is the Way to Go - Manpreet KAUR
2. - Digital Caliper, Pentacam and Traditional Sizing still the Best - Tushar GROVER

Each Debate is 4 min + 4 min discussion

Cases

1. - Topo-Guided LASIK with Phorclides- Planning Cases - 8:24 - Rushad SHROFF
2. - When Antibiotics Go Rogue: A Case That Stumped Me - Nimrata DHAMI
3. - Post PRK Haze- TGFB and the Role of Losartan - Pooja KHAMAR
4. - The Battle of the Bulge- The Melt in Stromal Augmentation, Lessons Learned - Rashmi DESHMUKH

Each Case Presentation is 6 min + 4 min discussion

Guest Talk - Rushad Shroff: My early experience with Lifitegrast (10 Mins)

DAY 01 – THURSDAY

FREE PAPER

Cataract - IV + Semi Finals

Chairperson : Malik K.P.S
Co- Chairperson : Anant GADE
Convenor : T. S. AHLUWALIA, Aarti NANGIA
Co-Convenor : Rana Jagdish RASIKLAL
Moderator : Abhishek CHANDRA

Date :	03-04-2025
Time :	08:00-09:10
Hall :	Trade Room 3

Each free paper is 5 mins

- 08:00** FP151 - Association of Methylene Tertahydrofolate Reductase Gene C677t Polymorphism in Patients of Cataract
Chief & Presenting author : Tishu SAXENA (S07814), Rachna AGARWAL, Snehlata KATARE, Neeraj NAVIN
- 08:06** FP418 - Outcomes of Cataract Surgery in Patients of Down Syndrome
Chief & Presenting author : Vishal KUMAR (K22351), Namrata SHARMA
- 08:12** FP1309 - Novel Immune Signatures and Inflammatory Profile Associated with the Types of Cataract
Chief & Presenting author : Alisha KULKARNI (A24824), Swaminathan SETHU, Lubna ZAMEER, Naren SHETTY
- 08:18** FP1311 - To Correlate Between Pentacam Nuclear Density Grading and LOCS III Grading in Senile Cataract
Chief & Presenting author : Manendra SINGH (S28304), Jagriti RANA, Kshama K, S.P. SINGH
- 08:24** FP1375 - Novel Biomarkers to Predict Anterior Capsular Fibrosis and Possible Therapeutic Intervention
Chief & Presenting author : Naren SHETTY (S17536), Tejal S.J., Arkasubhra GHOSH, Rohit SHETTY
- 08:30** FP1597 - Capsule Phimosis & Retinitis Pigmentosa:role of Capsular Tension Ring,polishing & Biomarker Analysis
Chief & Presenting author : Tanmoy VAIDYA (V27139), Ravi Krishna KANARADI, Poornachandra B., Naren SHETTY
- 08:36** FP1615 - UFO Sign-vitreous-Lens Interface Changes After Phaco with Different Infusion Pressure Settings
Chief & Presenting author : Pavitra PATEL (P17446), Nitin BALAKRISHNAN, Nikhil BALAKRISHNAN
- 08:42** FP1630 - Systemic Emergencies: a Roadblock to Cataract Surgery
Chief & Presenting author : Gopal ARCHANA (A29596), Tony Alex KOSHY, Madhu SHEKHAR
- 08:48** FP1933 - Conventional Topical Vs Dropless Therapy Following Phacoemulsification – a Randomized Control Trial
Chief & Presenting author : Archana DHANDAPANI (A26561), Swathi NAREN, SARAVANAN RAVINDRA, K. SURESH

FREE PAPER

Diabetic Retinopathy & Medical Retina - IV + Semi Finals

Chairperson : Swarna Biseria GUPTA
Co- Chairperson : G. MAHESH
Co-Convenor : Mandar JOGLEKAR, Deependra Vikram SINGH
Moderator : Mayank BANSAL, Rajwinder Kaur BHATTAL

Date :	03-04-2025
Time :	08:00-09:10
Hall :	Trade Room 4

Each free paper is 5 mins

- 08:00** FP796 - Outcome of Lupus Retinopathy in Systemic Lupus Erythematosus (SLE) - a Prospective Cohort Study
Chief & Presenting author : Amit Kumar DEB (D17383), SHREYAS T S
- 08:06** FP1372 - Atypical Unilateral Retinal Hemorrhages in a Preterm Infant : Diagnostic Challenge
Chief & Presenting author : Anjali MAHESHWARI (A23617), Akash BELENJE
- 08:12** FP1509 - Impact of Consanguinity in Prevalence, Severity, and Socioeconomic Burden in Retinal Dystrophies
Chief & Presenting author: Aaditi ANILKUMAR (A21030), Anand VINEKAR, Deepika C P, Poornachandra B.
- 08:18** FP1587 - Sle Presenting as Unilateral Combined Vascular Occlusion with Concurrent Flaccid Quadripareisis.
Chief & Presenting author : Varnika Aditi SINGH (V28112), Navdeep KAUR, Laxmi Tuli KAUSHAL, Subina NARANG
- 08:24** FP1740 - Role of Suprachoroidal Triamcinolone & Hyperbaric Oxygen Therapy for Cme in Retinitis Pigmentosa
Chief & Presenting author : Avadhesh OLI (O13081), Pradeep KUMAR
- 08:30** FP1872 - Transfer Learning Capabilities in Artificial Intelligence (AI) for Ophthalmology
Chief & Presenting author : Suklengmung BURAGOHAIN (B22293), Kasturi BHATTACHARJEE, SUBHAM SINHA ROY, Henal JAVERI
- 08:36** FP2044 - Assessment of Chorioretinal Thickness and Correlation with Egfr and Urinary Albumin Excretion in Ckd
Chief & Presenting author : Shravya KARNA (S27866), Thanuja Gopal PRADEEP
- 08:42** FP2207 - Octa(optical Coherence Tomography Angiography)-Features Seen in Hypertensive Patients
Chief & Presenting author : Sheetal BAJORIA (S20866), Sumeet PATIL, Arundhati Malviya (APTE)
- 08:48** FP2296 - Comparison of Scleral&subfovealchoroidal Thickness in Central Serous Chorioretinopathy&control Eyes
Chief & Presenting author : Akanksha PANDIT (A28313), Pradeep B CHANNAVEERAPPANAVAR, Parvathy P S

DAY 01 – THURSDAY

FREE PAPER

Ocular Pathology / Ocular Oncology and Tumors - II + Semi Finals

Chairperson : Jayanta Kumar DAS
Convenor : Bhavna CHAWLA
Co-Convenor : Shweta WALIA
Moderator : Subramanya KOTA

Date :	03-04-2025
Time :	08:00-09:10
Hall :	Trade Room 5

Each free paper is 5 mins

- 08:00** FP61 - Management of Congenital Cystic Eye Using Various Sclerosing Agents
Chief & Presenting author : GAJASHREE S (G24702), Anurag NARULA, Mehta ANUJ, Harshita SHARMA
- 08:06** FP296 - Retinochoroidal Manifestations on Multimodal Imaging, management of Choroidal Osteoma Long Term Study
Chief & Presenting author : Suganya N (N14791), Narendran V., George J. MANAYATH
- 08:12** FP504 - Dysregulation of Melanogenesis Pathway in Uveal Melanoma and Its Association with Patient Outcome
Chief & Presenting author : Seema KASHYAP (K08579), Lata SINGH, Seema SEN, Neelam PUSHKER
- 08:18** FP648 - Ocular Tale of a Misfolded Protein- a Case Series of Primary Conjunctival Amyloidosis
Chief & Presenting author : Shaifali CHAHAR (C17150), Kaustubh MULAY, Fairouz Puthiyapurayil MANJANDAVIDA
- 08:24** FP743 - A Unique Case of Epibulbar Rosai-Dorfman Disease: a Novel Treatment Approach
Presenting author : Nilanjan CHOWDHURY (C23596) ,
Chief author : Sanjoy CHOWDHURY, Sagarika CHOWDHURY
- 08:30** FP813 - Diagnostic Choroidal Biopsy in Suspicious Choroidal Lesions
Chief & Presenting author : ABHISHEK UPADHYAYA (U23425), Saumya JAKATI, Vishal RAVAL
- 08:36** FP1196 - Decoding Tumor Heterogeneity in Uveal Melanoma Using Whole Exome Sequencing
Chief & Presenting author : Lata SINGH , Neiwete LOMI, Mithalesh Kumar SINGH, Nikhil KUMAR
- 08:42** FP1303 - Novel Insights Into Choroidal Osteoma: Redefining the Natural History and Morphological Zones
Chief & Presenting author : Niroj Kumar SAHOO (S19344), Ninan P. JACOB
- 08:48** FP1580 - Laser Photocoagulation of Conjunctival Nevus: a Minimally Invasive Alternative to Surgical Excision
Chief & Presenting author : Anasua Ganguly KAPOOR (G14567), Sanjana MOLUGU, Kavya M BEJJANKI
- 08:54** FP1643 - Clinical Features and Outcomes of Choroidal Osteoma Associated with Choroidal Neovascular Membrane
Chief & Presenting author : Ninan P. JACOB (J23216), Niroj Kumar SAHOO
- 09:00** FP1653 - Retinal Pigment Epithelial Undulations in Primary Vitreoretinal Lymphoma: Hidden Paradox
Chief & Presenting author : Khushboo CHAUHAN (K23929), Mohit DOGRA, Vishal RAVAL

FREE PAPER

Trauma - II + Semi Finals

Chairperson : J.K.S. PARIHAR
Co- Chairperson : Naresh K. MOTWANI
Convenor : Shakeen SINGH
Co-Convenor : Sanjiv MOHAN, Akshay NAIR
Moderator : Shreya SHAH

Date :	03-04-2025
Time :	08:00-09:10
Hall :	Trade Room 6

Each free paper is 5 mins

- 08:00** FP231 - A Study on Vision Related Quality of Life in Patients with Traumatic Retinal Detachment
Chief & Presenting author : Arhan DASGUPTA (D27343)
- 08:06** FP600 - Visual Outcome After Management of Post Trauma Lens Dislocation
Chief & Presenting author : Deepak TIWARI (T23676), Brij SHAH, Avani CHUDASAMA, Raj VADOR
- 08:12** FP662 - Analysis of Traumatic Wound Dehiscence Following Keratoplasty: Factors Affecting Visual Outcomes
Chief & Presenting author : Prerana A SHETTY (P22588), Divya TARA, Uma THIGALE, Sushank BHALERAO
- 08:18** FP1449 - Comparison of Visual Outcomes of Traumatic Optic Neuropathy(TON) Patient with & Without Intervention
Chief & Presenting author : Neeraja VARMA (N29536), ANNIRUDH GUPTA, Samhitha H.R.
- 08:24** FP1503 - Seeing Through the Bleed : Role of FAF Imaging in Management of Traumatic Submacular Hemorrhage
Chief & Presenting author : Shubham DARADE (D27209), Naresh Kumar YADAV, Vishma Prabhu GUMBIRA, Ramesh VENKATESH
- 08:30** FP1590 - Comparison of Outcomes of Single Versus Multiple Surgeries in Open Globe Injuries
Chief & Presenting author : Bristi MAJUMDAR (B26308), Md. Shahid ALAM
- 08:36** FP1846 - Outcomes of Repairing Open Globe Injury Combined with or Without Pupilloplasty
Chief & Presenting author : Ashis GHOSH (G13333), (Col) Rajendra Prasad GUPTA, Saurabh PURI, Kanchan SAWANT
- 08:42** FP1874 - Canaliculi Involving Lid Lacerations: a Case Series Showing Functional and Anatomical Outcomes
Chief & Presenting author : Priyanka MOHANTY (P29246), Amit KUMAR, Sitesh VATS
- 08:48** FP1903 - Retrospective Analysis of Scleral Tear Repair for MSICS Wound Dehiscence
Chief & Presenting author : Apurva NAGTODE (A24891), Vinitha JOHN, Josephine Christy S

IC143 - Allergic Eye Disease - An Enigma for Ophthalmologists

Ikeda LAL [I12354]

Date :	03-04-2025
Time :	09:10-10:20
Hall :	Trade Room 1

Ocular Allergies Are Common Disorders That Severely Affect the Quality of Life. Allergic Eye Diseases Are Important Due to Their Chronic Nature and Varied Presentations. They Are Often Missed or May Mimic Other Ocular Surface Pathologies, Sometimes Even Infection. the Treatment is Usually Prolonged and Challenging as the Response to the Therapy Can Be Highly Variable. in This Course, We Will Present a Series of Cases Depicting the Various Common and Uncommon Manifestations of Different Types of Allergic Eye Diseases.

We Will Also Discuss the Common Conditions That Mimic Ocular Allergy. a Stepwise Approach Will Describe the Management Including the Role of Systemic Immunomodulation as Well as Surgical Options. at the End of This Instruction Course, Attendees Will Be Able to Differentiate Various Forms of Ocular Allergies and Formulate a Logical Stepwise Treatment Plan.

- | | |
|--|------------------------|
| 1. 09:10 - Complications of Ocular Allergy and Their Management (11 mins) | : Murthy Somasheila I. |
| 2. 09:21 - Medical Management: the Drugs Available in Our Armamentarium (11 mins) | : Rajesh SINHA |
| 3. 09:32 - Mimickers of Ocular Allergy (11 mins) | : Ikeda LAL |
| 4. 09:43 - Overview of Allergic Eye Diseases (11 mins) | : Alok SATI |
| 5. 09:54 - Surgical Management in Allergic Eye Disease: Indications and Procedures (11 mins) | : Murthy Somasheila I. |

Panel Discussion :- (15 Mins)

Guest Talk - Srishti KHULLAR: Do we need new drugs for dry eye management (10 Mins)

Best Free Papers of AIOC 2024

Panel : Somasheila MURTHY, J S BHALLA, Pradip MOHANTA,
Piyush BANSAL, Vardhaman KANKARIA, Amit PORWAL,
Fairouz Puthiyapurayil MANJANDAVIDA

Date :	03-04-2025
Time :	09:10-10:20
Hall :	Trade Room 2

- | | |
|---|---------------------|
| 1. 09:10 AIOS – Sante Vision Award (Cataract) - Visual Outcomes Following Implantation of a EDOF IOL in Patients with Macular Degeneration | : Shail VASAVADA |
| 2. 09:15 AIOS J.S. Mahashabde Award (Community / Social Ophthalmology) - Teleconsultation : Ophthalmology Reaching Every Nook and Corner | : Ankeeta THALI |
| 3. 09:20 AIOS – Apos K. Vengala Rao Award (Comprehensive Ophthalmology) - “Smoke in the Water”-Liquid Tobacco Use in North East INDIA | : Himadri CHOUDHURY |
| 4. 09:25 AIOS - Cornea Award - Integrating Ipsc Derived Corneal Endothelium on Exvivo Model– Way Towards Less Corneal Blindness | : Sharon DSOUZA |
| 5. 09:30 AIOS – Col. Rangachari & Rema Mohan Award Diabetic Retinopathy & Medical Retina - Relationship of Immune Factor Levels Between Vitreous, Aqueous, Serum and Tears - the Vast Study | : Chaitra JAYADEV |
| 6. 09:35 AIOS-Apos-Pradeep Swarup Award - Tear Biomarkers to the Rescue in Non-Responding Dry Eye Disease. | : Pooja KHAMAR |
| 7. 09:40 AIOS – D B Chandra Disha Award - Rescuing Conjunctival Lymphatics from Mitomycin C Induced Damage in Rat Model of Glaucoma Surgery | : Hitisha MITTAL |
| 8. 09:45 AIOS – Apos Santhosh Honavar Award - Role of Mobile Endoscope in Dacryology | : Hare Ram OJHA |
| 9. 09:50 AIOS – S D Athawale Award - Outcomes of Optic Nerve Sheath Fenestration in Atrophic Papilledema : is There a Role? | : Jyoti MATALIA |
| 10. 09:55 Ocular Pathology / Ocular Oncology and Tumors Award - Our Sms Strategy for Molecular Diagnosis of Retinoblastoma | : Usha R - AIOS |
| 11. 10:00 AIOS - Optics/ Refraction / Contact Lens - is for Excellent Refractive Outcome, AI Based IOL Calculation Emerging Trend Over Current Practice? | : Jai Gopal AGRAWAL |

Each keynote is 5 mins

FREE PAPER

Community / Social Ophthalmology - III + Semi Finals

Chairperson : J.K.S. PARIHAR
Co-Chairperson : Praveen VASHIST, Yashoda LOHIA
Convenor : Haimanti CHOUDHURY
Co-Convenor : Ajai AGRAWAL
Moderator : Suraj Singh SENJAM

Date :	03-04-2025
Time :	09:10-10:20
Hall :	Trade Room 3

Each free paper is 5 mins

- 09:10** FP35 - Burden and Depression in Caregivers of Patients with Visual Impairment
Chief & Presenting author : Kavita Rajan BHATNAGAR (B09257), Manjari TANDON, Nikhil AGRAWAL, Kirti JAISINGH
- 09:16** FP94 - Assessing the Impact of Different Types of Glaucoma on Quality of Life: a Multidimensional Analysis
Chief & Presenting author : Ria Utpal MAJUMDER (R23027)
- 09:22** FP477 - Prevalence of Blindness and Visual Disabilities Among 50 Years and Older Population of Nepal (Raab)
Chief & Presenting author : Parikshit GOGATE (G06928), Reeta GURUNG, Ranjan SHAH, Sailesh Kumar MISHRA
- 09:28** FP1378 - Correlation Between Hemoglobin A1c with Normal-Tension Glaucoma in Semi-Urban Population
Chief & Presenting author : Pragya SHARMA (P21192)
- 09:34** FP1665 - Can Collagen Regeneration and Modulation Reduce the Burden and Incidence of Keratoconus in Society?
Chief & Presenting author : Pooja KHAMAR (K17849), Swaminathan SETHU
- 09:40** FP1728 - Pupil Dilation's Impact on IOL Power: Barrett Vs. Haigis Vs. Srk/t Formulas in Cataract Surgery
Chief & Presenting author : Sukriti GUPTA (S22779)
- 09:46** FP1937 - "Ocular Lid Temperature and Tear Film Parameters in Dry Eyes and Normal Eyes."
Presenting author : Nayak Vittal I. (N04386), Chief author: Apoorva KELAGAR, Nayak Vittal I.
- 09:52** FP2017 - Anterior Segment Ophthalmic Manifestations at High Altitude
Chief & Presenting author : Anchal TRIPATHI (A21678), Mohini AGRAWAL, Atul BHIRUD, Avinash MISHRA
- 09:58** FP2368 - Awareness of Carbon Footprint Amongst Ophthalmologists
Chief & Presenting author : F TARANNUM (F26679)
- 10:04** FP2473 - Comparative Study of 4week Vs. Alternative Treatment Durations for Ocular Cysticercosis: a Rct
Chief & Presenting author : Ankita AISHWARYA (A20469), Rachna AGARWAL

DAY 01 – THURSDAY

FREE PAPER

External Eye & Ocular Surface Disease - II + Semi Finals

Chairperson : Sangwan Virender S.
Convenor : Vishwa Jyoti Bahl
Co-Convenor : Revathi RAJARAMAN
Moderator : Sudhakar POTTI, Surabhi DUTT

Date :	03-04-2025
Time :	09:10-10:20
Hall :	Trade Room 4

Each free paper is 5 mins

- 09:10** FP618 - Ocular Surface Immune Response in COVID-19 Patients by Studying Tear Cytokine Expression
Chief & Presenting author : Reema BANSAL (B11127), Vishali GUPTA, Indu VERMA, Athisankaran PUNNIYAMURTHY
- 09:16** FP900 - 20% Autologous Prp V/s Conventional Treatments for Ded :Tearfilm and Impression Cytology Study
Chief & Presenting author : Shubhi SACHAN (S28291), Vinod Kumar SINGH, Santosh I KUMAR, Kshama DWIVEDI
- 09:22** FP1056 - Topical Low Dose Heparin in Stevens Johnson Syndrome and Its Molecular Correlations
Chief & Presenting author : Renu VENUGOPAL, Namrata SHARMA, Seema SEN, Shivam SHARMA
- 09:28** FP1140 - Vascularity of Pterygium: an Important Factor for Progression and Recurrence
Presenting author : Sagarika CHOWDHURY (S27713), Chief author : Sanjoy CHOWDHURY, Nilanjan CHOWDHURY, Sanjoy CHOWDHURY
- 09:34** FP1192 - Outcomes of Amniotic Membrane Transplantation in the Acute Sjs-Ten Disease Spectrum
Chief & Presenting author : Prabhakar SINGH (P17805), Amit RAJ, Pragati TIWARI, ABHISHEK
- 09:40** FP1496 - Lidcure: a Novel Micro Exfoliator to Treat Blepharitis
Chief & Presenting author : Nikhil BALAKRISHNAN (B20247), Pavitra PATEL, Nitin BALAKRISHNAN
- 09:46** FP1681 - Meibography-Guided Electroepilation for Congenital Distichiasis: a Novel Surgical Technique
Chief & Presenting author : Perna SINHA (P20560), Vidhi ANKLESARIA, Swati SINGH
- 09:52** FP1688 - Auricular Cartilage Grafting for Entropion Correction in Cicatricial Ocular Surface Pathologies
Chief & Presenting author : Obaidur REHMAN (R25681), Shirali GOKHARU
- 09:58** FP1828 - Presentation and Surgical Outcomes of Epibulbar Dermolipomas: Five-Year Data
Chief & Presenting author : Vidhi ANKLESARIA (V25070), Swati SINGH
- 10:04** FP1839 - The Impact of Lid Hygiene on Ocular Surface Inflammatory Biomarkers
Chief & Presenting author : Abha SHAH (A28865), Srihari BALARAJ, Anisha R
- 10:10** FP2035 - Tear Ferning Test Inexpensive Valuable Tool in MGD
Chief & Presenting author : Pankaj CHOUDHARY (C08132)

FREE PAPER

Orbit & Oculoplasty - III + Semi Finals

Chairperson : Gupta Ramesh CHANDRA
Co- Chairperson : Chandana KAKATI
Convenor : Kasturi BHATTACHARJEE
Co-Convenor : Modini PANDHARPURKAR
Moderator : Mukesh SHARMA, Nidhi MITTAL

Date :	03-04-2025
Time :	09:10-10:20
Hall :	Trade Room 5

Each free paper is 5 mins

- 09:10** FP1519 - Post-Operative Visual Loss Following Orbital Surgeries: 24 Years Experience at a Tertiary Care Center
Chief & Presenting author : Varsha Backiavathy T. (V17338), Kirthi KOKA, Bipasha MUKHERJEE, Md. Shahid ALAM
- 09:16** FP1571 - Orbital Dermoid with Discharging Fistula- a Case Series
Presenting author : Anureet KAUR (A25710) , Chief author : Shreya KESHARI, Chhavi GUPTA
- 09:22** FP1796 - COVID-19 Associated Rhino-Orbital and Rhino-Orbito-Cerebral Mucormycosis- Navigating Complexities
Chief & Presenting author : P MOUNIKA (M28389), Rama VADAPALLI, Usha R.
- 09:28** FP1830 - Adult Contracted Sockets Treated with Serial Conformer Expansion : a Case Series
Chief & Presenting author : Jhalaksreemol K.V. (J21478), Priyanka V WALVEKAR
- 09:34** FP1856 - Craniofacial Fibrous Dysplasia Involving Orbital Bones: a Surgical Conundrum
Chief & Presenting author : Deepthi Elizabeth KURIAN (D20268), Jayanthi PETER, Satheesh Solomon T SELVIN, Shahana HAMEED
- 09:40** FP1942 - Microbiological Spectrum of Eyelid and Orbital Infections at a Tertiary Hospital in South INDIA
Chief & Presenting author : Ajeeth Samuel C (C27642), Meghana TANWAR, Usha R.
- 09:46** FP2060 - Eyes and Petals and Orbital Implant!!
Chief & Presenting author : Monika GILL (M29643), Manish KUMAR, Sonam GILL
- 09:52** FP2087 - Inc. Sr. Ferritin is Associated with Severity of COVID-19 Associated ROCM: a Quantitative Analysis
Chief & Presenting author : Shashi TANWAR (S22508), Apjit KAUR, Nibha MISHRA
- 09:58** FP2112 - Modified Weber-Fergusson Skin Incision - a Novel Approach for Inframedial Orbit Lesions!
Chief & Presenting author : Shalin SHAH (S23274), Nutan SHAH

YOSI Session 1 - Impact of Artificial Intelligence in Various Sub-Specialities

Chairperson : Digvijay SINGH
Co- Chairperson : Nilesh KUMAR
Panelists : John Davis AKKARA, Aarti HEDA, Shishir VERGHESE
Moderator : Prasanna V RAMESH

Date :	03-04-2025
Time :	09:10-10:20
Hall :	Trade Room 6

- 09:10** Cataract - Role of Artificial Intelligence in Cataract Surgery- 8 Min : **Karthikeyan MAHALINGAM**
- 09:18** Glaucoma - The Novel 4d Cost Effective Holographic Glaucoma AI Metaverse with Augmented Reality- 8 Min : **Prasanna V RAMESH**
- 09:26** Orbit/oculoplasty - From Sci-Fi to or: AI Enhanced Orbital Surgery- 8 Min : **Rwituja THOMAS**
- 09:34** Paediatric/neuro-Ophthalmology – The Power of AI: Opportunities, Strengths & the Way Forward- 8 Min : **Digvijay SINGH**
- 09:42** Retina - Eyes on Retinal- 8 Min : **Anujeet PAUL**
- 09:50** Refractive Surgery - AI and Refractive Surgery: Where Do We Stand - 8 Min : **Zain KHATIB**

Discussion - 27 Min

IC33 - Phaco in Challenging Situations: Simplifying The Complex

Mahipal S. SACHDEV [S02888]

Date :	03-04-2025
Time :	09:45-11:15
Hall :	Brahmkamal Hall - Auditorium A

Pars Plana Vitrectomy for the Anterior Segment Surgeon Will Be Simplified Using Step by Step Videos and Its Use in the Management of Posterior Capsular Rupture, Phacomorphic Glaucoma and Crowded Anterior Chambers Will Be Showcased. Tackling the Small Pupil with Pupil Expanders and Management of Iris Defects Through Innovative Pupilloplasty Techniques Will Be Discussed. the Use of Chandelier Illumination to Enhance Visualization Through the Hazy Cornea to Tackle Cataract in Cases of Corneal Opacity and Use of Capsular Support Devices in Cases with an Unstable Bag Will Be Illustrated Through Surgical Videos. the Implantation of IOL in Cases of Deficient Capsular Support and Various Options- Sulcus Implantation, Glued Scleral Fixation and Iris Claw IOLS Will Be Elaborated. the Application of Newer Technologies Such as the Femtosecond Laser Platform in Complex Cases Will Be Discussed.

- | | |
|--|----------------------|
| 1. 09:45 - Femtosecond Laser Assisted Cataract Surgery in Complex Cases (10 mins) | : Mahipal S. SACHDEV |
| 2. 09:55 - Management of the Deficient Capsule (10 mins) | : D. RAMAMURTHY |
| 3. 10:05 - Managing the Hard Nut (10 mins) | : Kumar DOCTOR |
| 4. 10:15 - Phaco in Posterior Polar Cataracts (10 mins) | : J. S. TITIYAL |
| 5. 10:25 - Phacoemulsification in Hazy Corneas (10 mins) | : Shreyas RAMAMURTHY |
| 6. 10:35 - Pupil and Iris Issues – Expanders and Reconstruction (10 mins) | : Gaurav LUTHRA |
| 7. 10:45 - The Third Hand: Pars Plana Instrumentation for the Cataract Surgeon (10 mins) | : Hemlata GUPTA |

Panel Discussion :- (5 Mins)

Keynote Address - David CHANG: Phaco with Zonulopathy (10 Mins)

Controversies in Medical Retina

Chairpersons : Sruthi AREPALLI, Muna BHENDE, Timothy LAI

Date :	03-04-2025
Time :	09:45-11:15
Hall :	Amaltas Hall - B101 A

This session, with the theme Controversies in Medical Retina, includes concepts regarding non-exudative choroidal neovascularization, controversies in pediatric retina including potential hazards of low-level red light (LLRL) therapy in myopia or macular degeneration, retinal disease challenges specific to India, or the rest of Asia, and novel ideas regarding adaptive optics in albinism as well as inflammatory retinal masquerades.

- | | |
|--|--------------------|
| 1. 9:45. Non-exudative Choroidal Neovascularization - 10 Mins | : Timothy LAI |
| 2. 9:55. Controversies in Pediatric Retina - 10 Mins | : Xiaoyan DING |
| 3. 10:05. Potential Hazards of Low Level Red Light Therapy in Myopia - 10 Mins | : Peiquan ZHAO |
| 4. 10:15. RCT Results vs Real-World Management of nAMD in Asia - 10 Mins | : Tock-han LIM |
| 5. 10:25. Challenges to Manage Retinal Diseases in India - 10 Mins | : Taraprasad DAS |
| 6. 10:35. Adaptive Optics Measures of Visual Acuity in Albinism - 10 Mins | : Joseph CARROLL |
| 7. 10:45. Inflammatory Retinal Masquerades - 10 Mins | : Mahesh SHANMUGAM |

Glaucoma Surgery: Advancement and Innovation

Date :	03-04-2025
Time :	09:45-11:15
Hall :	Amaltas Hall - B101 B

Chairpersons : Michael COOTE, Tanuj DADA, Ningli WANG

This session on glaucoma surgery includes top experts from around the globe covering each aspect of glaucoma surgery from traditional trabeculectomy to cutting edge trabecular MIGS. Surgical options for early, moderate and advanced glaucoma will be debated including the role of cataract surgery in lowering IOP. Complications and rescue operations will also be discussed. This session aims to provide ophthalmologists with an overview of current surgical techniques and innovations in glaucoma surgery.

- | | |
|---|-------------------|
| 1. 9:45. Role of Trabecular Cutting Procedures: MIGS for All - 8 Mins | : Tarek SHAARAWY |
| 2. 9:53. First-line Surgical Options for POAG and PACG - 8 Mins | : Ying HAN |
| 3. 10:01. Incorporating MIGS for PACG - 8 Mins | : Xiulan ZHANG |
| 4. 10:09. Supraciliary Stents Is the Future of MIGS - 8 Mins | : Kaweh MANSOURI |
| 5. 10:17. MIGS in ACG With and Without Cataract - 8 Mins | : Amit PORWAL |
| 6. 10:25. Minimally Invasive Bleb Surgery vs Trabeculectomy - 8 Mins | : Keith BARTON |
| 7. 10:33. Tube Techniques and Rescue Operations - 8 Mins | : George PUTHURAN |
| 8. 10:41. Cataract Refractive Surgery in Glaucoma Patients - 8 Mins | : Shan LIN |

DAY 01 – THURSDAY

IC22 - Microbial Keratitis - Stop Bugging US!

Fernandes MERLE [F09135]

Date :	03-04-2025
Time :	09:45-11:15
Hall :	Brahmkamal Hall - Auditorium B

Microbial Keratitis is an Extremely Common Corneal Pathology Encountered in Developing Countries. a Presumptive Diagnosis Can Be Made by a Detailed History and Clinical Examination However This Must Be Confirmed by Laboratory Investigations. Early and Rapid Diagnosis with Institution of Appropriate Treatment Can Result in Faster Resolution. Emergence of Newer Atypical Organisms May Confound the Diagnosis Necessitating a High Degree of Suspicion in Non-Responding Cases. However Despite Best Efforts, Surgical Modalities May Be Needed. Objectives Attendees Will Learn About the Clinical Manifestations of Microbial Keratitis of Varied Etiologies and the Typical and Atypical Presentations of Common and Uncommon Organisms Through Case Based Presentations and Clinical Images. Surgical Videos Would Help Them Gain an In-Depth Understanding of the Technical Nuances of Various Surgical Modalities Employed in the Treatment of Microbial Keratitis.

- | | |
|--|-----------------------|
| 1. 09:45 - Common Presentations of Common Organisms (8 mins) | : Jayanshu SENGUPTA |
| 2. 09:53 - Uncommon Presentations of Common Organisms (8 mins) | : Arundhati BORTHAKUR |
| 3. 10:01 - Common Presentations of Uncommon Organisms (8 mins) | : Fernandes MERLE |
| 4. 10:09 - Laboratory Investigation in Microbial Keratitis (12 mins) | : Suman SAHA |
| 5. 10:21 - Medical Management and Surgical Management of Microbial Keratitis (12 mins) | : Fernandes MERLE |

Panel Discussion :- (17 Mins)

IC1021 - Managing Complex Strabismus

Rohit SAXENA

Date :	03-04-2025
Time :	09:45-11:15
Hall :	Parijat Hall 201

- 09:45 - Managing Duane Syndrome (10 mins)
- 09:55 - Botox in Strabismus (10 mins)
- 10:05 - Strabismus in Myopia (10 mins)
- 10:15 - Thyroid Associated Strabismus (10 mins)
- 10:25 - SO Palsy (10 mins)
- 10:35 - Monocular Elevation Deficit (10 mins)

: Rohit SAXENA
: Saurabh JAIN
: Andrea MOLINARI
: An-Guor WANG
: Rahul BHOLA
: Swati PHULJHELE

DAY 01 - THURSDAY

AIOS Endowment Lecture Series and General Awards 2024

Date :	03-04-2025
Time :	09:45-11:15
Hall :	Kesar Hall 202

Chairperson : Samar BASAK, Gullapalli N.RAO, Partha BISWAS, Harbansh LAL
Co- Chairperson : Santosh HONAVAR, Manoj MATHUR, Prashant BAWANKULE, Krishna Prasad KUDLU
Scientific Committee Panel : J S BHALLA , Somasheila MURTHY, Amit PORWAL , Fairouz Puthiyapurayil MANJANDAVIDA, Vardhaman KANKARIA, Pradip MOHANTA, Piyush BANSAL
Moderator : Namrata SHARMA

- Life and Ophthalmology : Across the two millennia - L P Agarwal Endowment Lecture
- And then there is Hope - P . Namperumalsamy Endowment Lecture
- Why premium IOLs should be routine in today's cataract surgery - Daljit Singh Endowment Lecture
- The Wheels of Vision - Gullapalli N Rao Endowment Lecture
- Gaps and Challenges in Diabetic Retinopathy Management - S.S Badrinath Endowment Lecture
- Excellence in the Prevention and Management of Endophthalmitis - P Siva Reddy International Award
- Corneal Transplantation & Eye Banking: Advancing Standards, Shaping the Future - R P Dhanda Award (Joint)
- Excellence in Corneal Health, Eye Banking, and Vision Restoration - R P Dhanda Award (Joint)
- Distinguished Achievement in Community Ophthalmology and Public Health - E V Srinivasan Award
- "What am I doing new in Refractive surgery this year?" - Lalit Verma (LV) Pearl Award 2024

: Ashok Kumar GROVER
: P. Mahesh SHANMUGAM
: D. RAMAMURTHY
: Padmanabhan PREMA
: Kim RAMASAMY
: Lalit VERMA
: Radhika TANDON
: Prashant GARG
: Rohit KHANNA
: Gaurav LUTHRA

IC377 - Medicolegal Challenges: Sight, Rights, and Legal Fights

Nirmal Fredrick T. [N07958]

In Today's Rapidly Evolving Field of Ophthalmology, Practitioners Not Only Face the Challenge of Keeping up with Technological Advancements but Also Navigating an Increasingly Complex Medicolegal Environment.

This Course is Tailored to Provide Ophthalmologists with the Critical Knowledge and Tools Needed to Meet These Challenges Head-On. It Emphasizes Maintaining High Legal and Ethical Standards in Clinical Practice. Designed to Impart a Thorough Understanding of the Medicolegal Aspects of Eye Care, This Ic Dives Into Topics Such as Statutory Compliance, Informed Consent, and Role of Ophthalmologists as Expert Witnesses. It Also Covers Strategies for Managing Legal Risks and Draws Lessons from Actual Case Studies. This Ic is Structured to Bolster the Ophthalmologists' Confidence in Their Practice, to Deliver Patient Care While Adhering to Legal Requirements. Through This Course, Participants Will Gain Invaluable Insights That Bridge the Gap Between Practice and Legal Prudence

- | | |
|--|---------------------------|
| 1. 09:45 - Introduction and Statutory Compliance for Eye Hospitals (15 mins) | : Nirmal Fredrick T. |
| 2. 10:00 - Informed Consent: Communication and Documentation in Ophthalmology (10 mins) | : Sathian NAGAMALAI |
| 3. 10:10 - The Ophthalmologist as an Expert Witness: Challenges and Responsibilities (10 mins) | : Niranjan KARTHIK |
| 4. 10:20 - Anticipating and Managing Legal Risks in Ophthalmology (15 mins) | : Murali ARIGA |
| 5. 10:35 - Lessons from Legal Cases: Ophthalmic Practice Insights (10 mins) | : Senthil Kumar JAYABALAN |

Panel Discussion :- (15 Mins)

My First Choice in Lacrimal and Socket Surgeries

Chairpersons : Kelvin Kam Lung CHONG, Santosh HONAVAR, Reynaldo JAVATE

Date :	03-04-2025
Time :	09:45-11:15
Hall :	Gulmohar Hall 302

The lacrimal surgery talks cover a wide range of surgical procedures, techniques, treatments and processes that address issues in blocked and infected tear ducts and outflow. The socket surgery talks provide information on how various surgical techniques and implants will be suitable to replicate the patient's natural eye in every way. The session format of the Lacrimal and Socket session is a standoff, a debate between two speakers, and 5 minutes discussion with each speaker on why these surgical techniques, implants, and procedures are their "first choices".

- | | |
|---|---------------------------|
| 1. 09:45. My First Choice in Proximal Canalicular Obstruction: Trephine, Balloon Canaliculoplasty, Monocanicular Intubation - 5 Mins | : Masashi MIMURA |
| 2. 09:50. My First Choice in Proximal Canalicular Obstruction: Trephine, Balloon Canaliculoplasty, Bicanalicular Intubation - 5 Mins | : Peiwei CHAI |
| 3. 09:55. My First Choice in Congenital NLDO Failed Probing & Stenting: CT and Dacryodmscopic Guided Intubation or DCR or Something Else - 5 Mins | : Satoshi GOTO-OMOTO |
| 4. 10:00. My First Choice in Congenital NLDO: Dacryodmscopic Guided Intubation - 5 Mins | : Akemi IWASAKI |
| 5. 10:05. My First Choice in High-Risk Endonasal DCR: Sutured Flaps - 5 Mins | : Nattawut WANUMKARNG |
| 6. 10:10. My First Choice in High-Risk Endonasal DCR: MMC + Intubation - 5 Mins | : Helen LEW |
| 7. 10:15. My First Choice of Revising Failed DCR: External Approach - 5 Mins | : Tarjani DAVE |
| 8. 10:20. My First Choice of Revising Failed DCR: Endonasal Approach - 5 Mins | : Daniel EZRA |
| 9. 10:25. My First Choice of Post-Enucleation Implant: Porous - 5 Mins | : Reynaldo JAVATE |
| 10. 10:30. My First Choice of Post-Enucleation Implant: Non-Porous - 5 Mins | : Usha KIM |
| 11. 10:35. My First Choice for Exposed Implant: Dermis Fat Graft - 5 Mins | : Pimkwan JARU-AMPORN PAN |
| 12. 10:40. My First Choice for Exposed Implant: Implant Exchange - 5 Mins | : Michael YEN |
| 13. 10:45. My First Choice of Superior Sulcus Deformity: Fillers - 5 Mins | : Sandy ZHANG-NUNES |
| 14. 10:50. My First Choice of Superior Sulcus Deformity: Fat - 5 Mins | : Debraj SHOME |

IC287 - Proliferative Vitreo Retinopathy: Countering the Scourge

Paritosh Arvind KAMDAR [K04899]

Date :	03-04-2025
Time :	09:45-11:15
Hall :	Javakusum Hall 303

Despite Several Advances in Retinal Reattachment Surgery, the Curse of Proliferative Vitreo Retinopathy(pvr) still Haunts us. Pvr Following Rhegmatogenous Retinal Detachment(rd), Post Trauma, Post Diabetic Vitrectomy, and Pvr in Pediatric Patients - Are Covered in This Ic. This Video Encompassing Course, Delivered by Ace VR Surgeons, Aims to Depict the Recognition, and Management Appropriate to That Stage & Pathology of Pvr. A Special Emphasis Would Be Laid on Techniques to Prevent Pvr - Currently Available, and Futuristic. At the End of the Course, the Attendee Would Be Able to Recognise the Signs of Different Stages of Pvr, Its Correlated Pathophysioanatomy, and Thus the Appropriate Tools & Techniques to Tackle It. the Attendee Would Also Be Equipped with Steps to Be Taken to Prevent / Minimise Pvr and Its Impact.

DAY 01 – THURSDAY

- | | |
|---|-----------------------------|
| 1. 09:45 - Introduction (10 mins) | : Paritosh Arvind KAMDAR |
| 2. 09:55 - Principles of PVR Management (10 mins) | : Ramandeep SINGH |
| 3. 10:05 - Management of Post Traumatic PVR (10 mins) | : K. Naresh BABU |
| 4. 10:15 - Management of Post Diabetic Vitrectomy PVR (10 mins) | : Pramod Sadashiorao BHENDE |
| 5. 10:25 - Management of PVR Following Treatment of Ocular Tumors (10 mins) | : P. Mahesh SHANMUGAM |
| 6. 10:35 - Keynote: Measures to Prevent PVR (12 mins) | : Gopal LINGAM |
| 7. 10:47 - Nuances of PVR Management in the Pediatric Population (10 mins) | : Karobi Rani LAHIRI |
| Panel Discussion :- (18 Mins) | |

Keynote Address - Manoj SASWADE (India) : Importance of Wide Field Photography in Retina Practice (10 Mins)

[APOIS Symposium] Future of Ocular Imaging: From Diagnosis to AI

Chairpersons : Marcus ANG, Ki Ho PARK, Rajiv RAMAN

Date :	03-04-2025
Time :	09:45-11:15
Hall :	Champa Hall 304

The session “Future of Ocular Imaging: From Diagnosis to AI” will explore cutting-edge advancements in ocular imaging and their transformative impact on clinical practice. Leading experts will discuss innovations in diagnostic imaging technologies, their integration with artificial intelligence, and the potential for AI-driven imaging to improve accuracy and enhance patient care across ophthalmology subspecialties.

- | | |
|---|------------------|
| 1. 9:45 Glaucoma Imaging – Hardware - 10 Mins | : Ki Ho PARK |
| 2. 9:55 Glaucoma Imaging – AI - 10 Mins | : Masahiro MIURA |
| 3. 10:05 Retinal Imaging – Diagnosis - 10 Mins | : Xinyuan ZHANG |
| 4. 10:15 Uveitist Imaging - 10 Mins | : Rupesh AGRAWAL |
| 5. 10:25 Retinal Imaging – AI - 10 Mins | : Rajiv RAMAN |
| 6. 10:35 Temporal Prediction in Slit-Lamp Imaging - 10 Mins | : Haotian LIN |
| 7. 10:45 Retinal Imaging - 10 Mins | : Simon SZETO |
| 8. 10:55 Corneal Imaging - 10 Mins | : Marcus ANG |

AI Innovation: Opportunities and Challenges for Start-Ups and Investors

Date :	03-04-2025
Time :	09:45-11:15
Hall :	Neelkamal Hall 305

Chairpersons : Anthony Vipin DAS, Namrata SAROJ, Daniel TING

This session will delve into the dynamic intersection of AI, innovation, and business in ophthalmology, particularly in low-to-middle income and Asia-Pacific regions. Topics include start-up opportunities, challenges for investors, and public-private partnerships in deploying AI for eye health. Delegates will gain insights into AI's role in clinical trials, go-to-market strategies, pharmaceutical applications, and health insurance reimbursement models. The session will also highlight the latest advancements in generative AI technology, showcasing its transformative potential in driving innovation and improving access to eye care.

- 09:45. AI and Start-up Opportunities in the Low-to-Middle Income Countries - 8 Mins : **Suhel BIDANI**
- 09:53. Challenges in Start-Ups and Investors of AI and Digital Health in Asia-Pacific - 8 Mins : **Mingguang HE**
- 10:01. AI Opportunities in Ophthalmology Clinical Trials - 8 Mins : **Namrata SAROJ**
- 10:09. Public-Private Partnership in Deploying AI for Eye Health - 8 Mins : **Paisan RUAMVIBOONSUK**
- 10:17. Go-to-Market Strategies for AI in Ophthalmology - 8 Mins : **Steven ANG**
- 10:25. Pharmaceutical Interest in AI Application in Ophthalmology - 8 Mins : **Ying Ying YEOH**
- 10:33. Latest Development for Generative AI Technology and Innovation in Health - 8 Mins : **Caroline YAP**
- 10:41. AI and Digital Health Insurance Re-imbursement Models in the Asia-Pacific Regions - 8 Mins : **Anastasia MIROS**

Rapid Fire Cornea, Dry Eyes, External Eye Diseases and Eye Banking Update Session (1)

Date :	03-04-2025
Time :	09:45-11:15
Hall :	Suryamukhee Hall 401

Chairperson : Stephanie WATSON

- 09:45 FP3074 - Fresh Human Myopic Lenticule Intraström Implantation for Keratoconus Using Smile Surgery in a Long-Term Follow-Up Study: Ultrastructural Analysis by Transmission Electron Microscopy
Chief & Presenting author : Ceren Ece SEMIZ
- 09:51 FP3075 - Corneal Regeneration with Intraström Stem Cell Implantation for Keratoconus with 5-Year Follow-Up Results
Chief & Presenting author : Faruk SEMIZ
- 09:57 FP3076 - Low-Level Light Therapy and Intense Pulse Light Therapy in Meibomian Gland Dysfunction. a Meta-Analysis
Chief & Presenting author : Kai En CHAN
- 10:03 FP3077 - Ocular Complications and Treatment in Patients with Facial Paralysis: a Multi-Institutional Study in Taiwan
Chief & Presenting author : Po-yi WU
- 10:09 FP3078 - Isolation and Culture of Human Corneal Stromal Cells (CSCs) and Co-Culture of Exosomes Derived from Umbilical Cord & Corneal Stromal Cells
Chief & Presenting author : Ashok SHARMA (A04284)
- 10:15 FP3079 - Ocular Surface Characteristics of Congenital Isolated Lacrimal Gland Agenesis
Chief & Presenting author : Lingyi LIANG
- 10:21 FP3080 - Ocular Morphology and the Ocular Surface in Long-Term Scleral Shell Prosthesis Wearers: a Prospective Study
Chief & Presenting author : Janice YEOMAN
- 10:27 FP3081 - Same Day Consecutive Bilateral Corneal Cross-Linking - Preventing Progression While Waiting for Second Eye Procedure
Chief & Presenting author : Akilesh GOKUL
- 10:33 FP3082 - A Paediatric Male Patient of Celiac Disease Having Trichomegaly
Chief & Presenting author : Syeda Ghazala SHAHNAWAZ
- 10:39 FP3083 - Collagen-Based Artificial Cornea: Comprehensive in Vivo and Clinical Case Studies
Chief & Presenting author : Andrey ANDREEV
- 10:45 FP3084 - Clinical Performance of Two Daily Disposable Toric Soft Contact Lenses – Verofilcon a Versus Etafilcon a
Chief & Presenting author : Inma PEREZ-GOMEZ
- 10:51 FP3085 - Implications of Conjunctival Dysbiosis in Immunoglobulin G4-Related Ophthalmic Disease
Chief & Presenting author : Kenneth LAI
- 10:57 FP3086 - Twelve-Month Outcomes of Pulsed Corneal Cross-Linking for Keratoconus: a Real-World Study Using the Save Sight Keratoconus Registry
Chief & Presenting author : Stephanie WATSON

APAO Leadership Development Program (LDP) 2025-26 Orientation Class

Date :	03-04-2025
Time :	09:45-11:15
Hall :	Moulshree Hall 402

Chairperson : Madhuwanthi DISSANAYAKE

Open to APAO LDP Class 2025-26 participants only.

1. **09:45.** Welcome to the APAO Leadership Development Program: Introduction of the APAO LDP - 8 Mins : **Shaheeda MOHAMED**
2. **09:53.** Welcome by APAO CEO & Secretary-General - 5 Mins : **Clement C THAM**
3. **09:58.** Welcome by APAO 2025 Congress President - 5 Mins : **Lalit VERMA**
4. **10:03.** Leadership in the Prevention of Blindness - 10 Mins : **Peter HOLLAND**
5. **10:13.** Program Learning Objectives and Requirements - 15 Mins : **Muhammad MOIN**

Participants' Introduction and Group Discussion on LDP Project Meenu CHAUDHARY, Vivek DAVE, Madhuwanthi DISSANAYAKE, Sherman VALERO

SAO APAO Academic Partnership Institutional Scientific Session - Pearls from Best Practice

Date :	03-04-2025
Time :	09:45-11:15
Hall :	Kaner Hall 403

Chairs : Ava HOSSAIN
Co chair : Ajit PODDAR / Pall SINGH
Moderator : Eli PRADHAN

1. Sadguru trust Eye hospital Chitrakoot : **Alok SEN**
2. Akhand Jyoti Eye Hospital : **Ajit PODDAR**
3. Tilaganga Eye Hospital : **Anu MANDHAR**
4. Singapore National Eye Hospital : **Gavin TAN**
5. College of Ophthalmologist, Srilanka : **Lalitha SENARATH**
6. Institute of Community Ophthalmology Peshawar, Pakistan : **Sanaullah JAN**
7. Oasis Institute of Ophthalmology KI : **KC FONG**
8. Mgm Eye Hospital Raipur : **Deepshilkha AGARWAL**
9. Birat Nagar Eye Hospital, Nepal : **Lily RAJ**
10. The Tunhussein Onn National Eye Hospital KI : **Pall SINGH**

IC1015 - Challenging Cases in Ocular Oncology

Arun SINGH

Date :	03-04-2025
Time :	09:45-11:15
Hall :	Mogra Hall 404 A

1. **09:45** - Unusual Iris Tumor (12 mins) : **Arun SINGH**
2. **09:57** - Optic Disc Metastases (12 mins) : **Vishal RAVAL**
3. **10:09** - Is It Retinoblastoma? (12 mins) : **Bhavna CHAWLA**
4. **10:21** - An Interesting Orbital Tumor (12 mins) : **Swathi KALIKI**
5. **10:33** - Atypical Choroidal Tumor (12 mins) : **Gavin TAN**

Eye Health in the Elderly

Chairpersons : Srinivas Marmamula, Preeti Gupta, Chimgee Chuluunkhuu

Date :	03-04-2025
Time :	09:45-11:15
Hall :	Mogra Hall 404 B

Vision loss adversely affects a billion people worldwide, with South Asia sharing a disproportionate burden. Vision loss is more common in the elderly and is often associated with several other dimensions of health and wellbeing, including cognition. The APAO Eye Health in Elderly Symposium features talks from South Asian Countries delivered by public eye health leaders in the region. In addition to the research and epidemiology of vision loss, topics on vision and cognition, the burden of uncorrected refractive errors and the role of primary eye care in addressing vision loss in the elderly are presented.

- | | |
|--|----------------------|
| 1. 9:45. Optimising Epidemiological Study Design for the Elderly: Lessons From the SEED Study in Singapore - 12 Mins | : Sahil THAKUR |
| 2. 9:57. Low Prevalence but High Impact of Under-Corrected Refractive Error in Community-Based Older Individuals: A Population-Based Study - 12 Mins | : Preeti GUPTA |
| 3. 10:09. Epidemiology of Vision Loss in Elderly in India - 12 Mins | : Srinivas MARMAMULA |
| 4. 10:21. Vision and Cognition in Elderly 12 Mins | : Suvarna ALLADI |
| 5. 10:33. Primary Health Care and Elderly Eye Health - 12 Mins | : Yeni LESTARI |

DAY 01 – THURSDAY

IC123 - Decision Making in the Management of Keratoconus: Queries based Solution

Rajesh SINHA [S08158]

Date :	03-04-2025
Time :	09:45-11:15
Hall :	Kadamb Hall 405

Keratoconus is a Mysterious Disease and There is a Lot of Confusion in the Minds of People in Terms of Decision Making in Its Management. the Course Will Aim at Sorting Out all the Queries That Come to the Minds of the Clinicians. Queries Like When to Do CXL, Whether CXL Can Be Done in a Particular Case, How to Handle Thin Corneas, Whether Oxygen Supplementation is Useful, Choice Between Conventional or Accelerated, Whether Contact Lens Should Be Used, When and How Intracorneal Ring Segment Works, When to Do Keratoplasty and Which Type of Graft Will Be Discussed. Achieving Optimal Outcome While Performing Cataract Surgeries with Accurate IOL Power Calculation Will Be Discussed. all These Will Be Discussed in the Form of Answers to Queries with Active Participation of the Panelists and the Audience.

- | | |
|---|-----------------------|
| 1. 09:45 - Should all Cases of Keratoconus Be Cross Linked (8 mins) | : Vijay Kumar SHARMA |
| 2. 09:53 - Types of Riboflavin & Current Status of Accelerated Cross Linking (8 mins) | : Namrata SHARMA |
| 3. 10:01 - CXL in Thin Corneas & Oxygen Supplemented CXL (8 mins) | : Rajesh SINHA |
| 4. 10:09 - How Does ICRS Help: When to Do, Type of ICRS and in Which Cases (8 mins) | : Swapna NAIR |
| 5. 10:17 - Is Contact Lens the Mainstay of Visual Rehabilitation, CI Designs (8 mins) | : Arun Kumar JAIN |
| 6. 10:25 - Customized PRK in Keratoconus: When & When Not (8 mins) | : Anand PARTHASARATHY |
| 7. 10:33 - IOL Power Calculation in Eyes with Keratoconus (8 mins) | : Amit GUPTA |

Panel Discussion :- (29 Mins)

Guest Talk - Rishi SWARUP : Personalized Dry Eye Therapy: The science of Polymer selection in treatment plans (10 Mins)

IC17 - Surgical management of pediatric cataract-Video-based learning

Jagat RAM [J02908]

Date :	03-04-2025
Time :	09:45-11:15
Hall :	Palash Hall - Grand Ball Room A

This Course Will Elaborate on the Nuances of Pediatric Cataract Surgery Through the Demonstration of Different Surgical Videos. It Will Include the Basics of Pediatric Cataract Surgery for the Novice Surgeon, the Basics of Intraocular Lens Power Calculation, Timing and Placement of Intraocular Lenses and Tips for Complicated Pediatric Cataract Surgeries

- 09:45 - Introduction to Changing Paradigms of Pediatric Cataract Surgery (5 mins) : Jagat RAM
- 09:50 - Basic Steps of Pediatric Cataract Surgery for a Novice Pediatric Surgeon (11 mins) : Parul Chawla GUPTA
- 10:01 - IOL Power Calculation Simplified (11 mins) : Savleen KAUR
- 10:12 - Intraocular Lens Implantation in Children- When and Where to Place? (11 mins) : Jaspreet SUKHIJA
- 10:23 - Management of Pediatric Subluxations (11 mins) : Lav KOCHGAWAY
- 10:34 - Surgical Tips and Tricks for Complicated Pediatric Cataract Surgeries (11 mins) : Jagat RAM

Panel Discussion :- (15 Mins)

Keynote Address - Srijana ADHIKARI: Dealing with Inflammation in Pediatric Cataract Surgery (10 Mins)

DAY 01 – THURSDAY

Looking for a Solution to Presbyopia: What Options Do We Have Today?

Chairperson : Jorge ALIO, Ronald KRUEGER, Rohit SHETTY

Date :	03-04-2025
Time :	09:45-11:15
Hall :	Palash Hall - Grand Ball Room B

Presbyopia is one of the landmarks still to be completely accomplished by refractive surgery. Meanwhile, real accommodation is regained, and different options are present to modify the refraction of the eye in order to create either an extended depth of focus or multifocality to eliminate the need for near-vision glasses. In this session, the different modalities for this purpose will be presented with their clinical implications and complications.

- 9:45. Why I Prefer Refractive EDOF? - 7 Mins : Naren SHETTY
- 9:52. Why I Prefer Diffractive Trifocal? - 7 Mins : Vaishali VASAVADA
- 9:59. Why Choose Just One – I Prefer Mix/Match - 7 Mins : David CHANG
- 10:06. Live Simulation of Presbyopic IOL Outcomes Before Surgery (1) - 4 Mins : Helena FILIPE
- 10:10. Live Simulation of Presbyopic IOL Outcomes Before Surgery (2) - 4 Mins : Ronald KRUEGER
- 10:14. Panel Discussion - 10 Mins
- 10:24. Accommodating IOLs Is the Future of Lens-Based Presbyopic Correction - 12 Mins : Jorge ALIO
- 10:36. PresbyLASIK Options in Presbyopia Correction - 12 Mins : Sheetal BRAR
- 10:48. Novel Emerging Technology in Scleral-Based Accommodation Restoration (1) - 6 Mins : Robert ANG
- 10:54. Novel Emerging Technology in Scleral-Based Accommodation Restoration (2) - 6 Mins : Ronald KRUEGER

International Guild of Editors - Trends & Perspectives on Ophthalmic Publishing

Chief Coordinator : M. VANATHI

Objective

This is a Special Session Planned as a Symposium to Discuss the Current Trends and Perspectives Related to Publishing in Ophthalmology Across the Globe.

Synopsis:

This is Envisaged as a Novel Session Inviting the Participation of Ophthalmologists Across the Globe Who Hold Key Positions in the Field of Ophthalmic Publishing. the Invited Participants Are Experienced Editors of Various Specialties of Ophthalmology and Will Express and Discuss the Concerns Facing Editors, Reviewers and Readers of Ophthalmic Research Literature. This Session is Planned as Speaker Narratives Expressing Their Experience and Perspectives Followed by Panel Interaction Involving Editors of Leading Ophthalmology Journals, Including American Journal of Ophthalmology, Journal of Cataract & Refractive Surgery, Eye, Asia-Pacific Journal of Ophthalmology and Indian Journal of Ophthalmology.

Understanding What the American Journal of Ophthalmology Wants to Publish - What Drives the Peer Review Process

Richard PARRISH

Concerns in Ophthalmic Publishing

Sobha SIVAPRASAD

Editorial Strategies for a Successful Journal

M VANATHI

Authors Watch Out - What Jcrs Submissions Wants in Manuscripts.

Thomas KOHNEN

Decision-based editor handling of research at the BJO

Frank LARKIN

Expert Panel Discussants

- Ocular Immunology & Inflammation

Viney GUPTA

Associate Editor, Indian Journal of Ophthalmology

Shweta AGARWAL

Associate Editor, Indian Journal of Ophthalmology

Rohan CHAWLA

Associate Editor, Indian Journal of Ophthalmology

Swati PHULJELE

Associate Editor, Indian Journal of Ophthalmology

Santosh HONAVAR

Managing Editor & Ex Editor-In-Chief, Indian Journal of Ophthalmology

Radhika TANDON

Prof of Ophthalmology Aiims, New Delhi, INDIA

IC150 - Decoding "itching and watering" in different scenarios

Mallikarjun M. HERALGI [H08772]

Itching and Watering of Eyes is a Common Complaint That Brings Many Patients to Ophthalmology Opd. It Can Affect the Routine Activities of the Patients Hampering the Quality of Life. Though It Seems as a Minor Problem and Tempts us to Ignore It Often, It May Continue to a Potentially Vision Threatening Disease. It is Very Essential to Methodically Examine the Patients to Diagnose the Underlying Cause and Plan the Treatment Accordingly. Many a Times These Symptoms Are the Iceberg of an Immunologically Mediated Disease in Which Case Multidisciplinary Approach is Indicated. This Instruction Course Outlines the Etiology , Pathophysiology and the Management of These Symptoms in Different Group of Patients to Tailor the Treatment Approaches

- 10:20 - Settling the Little Ones - in Children (10 mins)
- 10:30 - Managing the Known and Grown -in Adults and Old Age (10 mins)
- 10:40 - Challenges in Managing Those with "all Started Since the Time of Surgery - in Post Op Patients (10 mins)
- 10:50 - I "Am Not Only in the "Eye - in Systemic Diseases (10 mins)
- 11:00 - Blurring Stopped , Worrying Continues- Following Refractive Surgery (10 mins)

: ROOPASREE. B.V

: Pallavi JOSHI

: Mallikarjun M. HERALGI

: Ankit DEOKAR

: Y. UMESH

Panel Discussion :- (15 Mins)

Date :	03-04-2025
Time :	09:45-11:15
Hall :	Palash Hall - Grand Ball Room C

Date :	03-04-2025
Time :	10:20-11:30
Hall :	Trade Room 1

IC278 - Retinopathy of Prematurity: All you need to know

Anand VINEKAR [V10089]

Date :	03-04-2025
Time :	10:20-11:30
Hall :	Trade Room 2

Retinopathy of Prematurity Continues to Be a Burning Subject of Importance in INDIA. Considering the Widespread Presence of ROP, Every Ophthalmologist May Be Required to Examine and Diagnose the Condition Correctly. There is a Need to Understand the Risk Factors, the Changing Spectrum of the Disease, Newer Classification, as Well as the Controversies in the Management. the Role of Laser Vs Use of Anti Vegfs is a Developing Equation. Over Years, There is Also a Change in Pathoanatomy of Advanced Stages of Disease That One Sees and the Role of Lens Sparing Vitrectomy Vs Scleral Buckling Also Needs to Be Understood.

Finally the Limitations and Role of Surgery for Stage 5 ROP Needs to Be Understood. This Instruction Course is Well Rounded Covering Both Fundamentals of Examination and Laser Techniques all the Way to Management of Advanced Disease. We Believe That the Course is Useful for Novice and Experienced Ophthalmologists Involved in the Care of Retinopathy of Prematurity.

1. 10:20 - Anti-VEGF in ROP (10 mins)
2. 10:30 - Controversies in ROP Management (10 mins)
3. 10:40 - Differential Diagnosis and Long Term Outcomes of ROP (10 mins)
4. 10:50 - Lasers in ROP (10 mins)
5. 11:00 - Risk Factors, Examination Techniques and Screening Protocols (10 mins)
6. 11:10 - ROP Surgery: When to and When Not to Operate (10 mins)

: Anand VINEKAR
: Gopal LINGAM
: Subhadra JALALI
: Mangat Ram DOGRA
: Karobi Rani LAHIRI
: Parijat CHANDRA

Panel Discussion :- (15 Mins)

FREE PAPER

Comprehensive Ophthalmology - II + Semi Finals

Chairperson : Subrata Kumar MITRA, Prem V. CHADHA
Co-Chairperson : Chander Prakash KHANDELWAL, Shishir AGRAWAL
Convenor : Om Prakash GUPTA, Lokesh JAIN
Co-Convenor : Girjesh KAIN, Indu PANDEY

Date :	03-04-2025
Time :	10:20-11:30
Hall :	Trade Room 3

Each free paper is 5 mins

- 10:20** FP186 - Novel Spacer Filamentous Knitted Polyester Fabric Effective in Lid Retraction Correction in TED
Presenting author : Swasti SARKAR (S27341), Chief author : Salil Kumar MANDAL, Anwasha MAITRA, Asrik MUKHOPADHYAY
- 10:26** FP507 - A Learning Module for Teaching Clinical Skills in Ophthalmology – a Unique Approach
Chief & Presenting author : Shruti HEGDE (H13607), Anshuman PATTNAIK
- 10:32** FP608 - Comparison of Generative AI Vs Text-Only Learning Among Medical Students – a Non-Randomized Study
Chief & Presenting author : THARINI (T16438), Leena S
- 10:48** FP1045 - Optic Nerve Head and Retinal Nerve Fiber Layer Analysis in Patients with Alcoholic Liver Disease
Presenting author : Najva Sherin P (N28211), Chief author : Parvatha Sundari NATARAJAN, Esakki RAJESWARI
- 10:54** FP1182 - Emotional Distress in Patients with Neuro-Ophthalmic Disorders: Use of Emotional Thermometers (ET)
Chief & Presenting author : Ajinkya V DESHMUKH (D21582), Geethanjali CHILLAL, M. Ramakrishna PRAVEEN
- 11:00** FP1493 - Variations in Genes, Genetics & Possible Repair – Indian Community Perspective
Chief & Presenting author : Poornachandra B. (P14831), Thirumalesh M. B., Rohit SHETTY, Aaditi ANILKUMAR
- 11:06** FP1930 - Beyond the Night – Exploring Ocular Morbidity in Obstructive Sleep Apnea
Chief & Presenting author : Supreetha KUMARESAN (S27794), Radha K. ANNAMALAI
- 11:12** FP1986 - A Case of Orbital Compartment Syndrome Due to Hypersensitivity to Hyaluronidase
Chief & Presenting author : Sriharsha LANKA (L21310), Sunny MAKKAR, (Gp. Capt.) Trehan Hemant SINGH
- 11:18** FP2205 - Scrub-Book: a Perfect Surgical Digi-Logbook for Every Resident!
Chief & Presenting author : Hirika GOSALIA (H24659), Rohan MADAN, Chrisann SALDANHA
- 11:24** FP2392 - Impact of Comprehensive AI for Screening Diabetic Retinopathy, Amd, and Glaucoma in Vision Centers
Chief & Presenting author : Swati UPADHYAYA (U10130), Ms. Indira PEGU, Manavi Deokrishna SINDAL, Divya RAO
- 11:30** FP2997 Clinical Outcomes of Minor Salivary Gland Transplantation for Severe Dry Eye Disease in Chronic SJS
Chief & Presenting author : Hemant Jhajharia (J25615)

FREE PAPER

Glaucoma - IV + Finals

Chairperson : Manoj Chandra MATHUR, Meenakshi Yadav DHAR
Co-Chairperson : Ganesh V. RAMAN
Convenor : Surishti RAJ, Sushmita KAUSHIK, Vanita Pathak RAY
Co-Convenor : Tania Ray (BHADRA)
Moderator : Alka PANDEY, Pranamita PUJARI

Date :	03-04-2025
Time :	10:20-11:30
Hall :	Trade Room 4

Each free paper is 5 mins

- 10:20** FP280 - Outcomes of MIGS-Kdb Goniotomy Versus Npds Combined with Phacoemulsification in Advanced Glaucoma
Chief & Presenting author : R. SHARMILA (S09407), A. VIJAYALAKSHMI
- 10:26** FP553 - Outcomes of Phacogoniosynechiolysis with Microincisional Trabeculectomy
Chief & Presenting author : Aparna RAO (R13547)
- 10:32** FP1085 - Comparison of Outcomes of Gatt and Gdd in Vitrectomised Patients with Glaucoma
Chief & Presenting author : Meghna GANESH (M25826), Arnav PANIGRAHI, Viney GUPTA, Shikha GUPTA
- 10:38** FP1403 - One Year Outcome of Gonioscopy Assisted Transluminal Trabeculectomy (GATT) in PACG Indian Population
Chief & Presenting author : Mohideen Abdul Kadar PMT (M08496), Sreenu s PRABHAKARAN, Rama Krishnan R., Madhavi Ramanatha PILLAI
- 10:44** FP1553 - Outcomes of Bang, Kdb and Tanito Goniotomy in Indian Eyes
Chief & Presenting author : ARPIT GUPTA (G28352), Priya GUPTA, Rengaraj VENKATESH, Swati UPADHYAYA
- 10:50** FP1732 - Outcomes of Bent Needle Goniectomy Versus Espallat Goniotomy with Cataract Surgery in POAG
Chief & Presenting author : Shweta Ranjiv DEV (S24993), Rama Krishnan R., Madhavi Ramanatha PILLAI, Devendra MAHESHWARI
- 10:56** FP1755 - Surgical Outcomes of 5-0 Prolene Gatt Combined with Phacoemulsification in POAG Versus PACG
Chief & Presenting author : Devendra MAHESHWARI (M12691), Rama Krishnan R., Shivam GUPTA, Nimrita Gyanchand NAGDEV
- 11:02** FP1769 - Comparing Early Surgical Outcomes of Phaco-Microhook Trabeculectomy with Phaco-Bent Needle Goniectomy
Chief & Presenting author : Rinkal GOYAL (R26414), Vaidehi RAUT, Shivam GUPTA, Nimrita Gyanchand NAGDEV
- 11:08** FP1946 - Long-Term Outcomes of Phaco-Gatt in Mild-Moderate and Severe POAG in Indian Eyes
Chief & Presenting author : Nimrita Gyanchand NAGDEV (N20550), Kavya Subramanian M.S, Rinkal GOYAL, Shivam GUPTA

11:14 - 11:20

J & K Ophthalmological Society (5')
Pseudoexfoliation: Look What Else We Found
Younis Ahmad DAR (D30070)

AIOC 2024 - Free Paper Winners Presentation - II

Panel : Somasheila MURTHY, J S BHALLA, Pradip MOHANTA,
Piyush BANSAL, Vardhaman KANKARIA, Amit PORWAL,
Fairooz Puthiyapurayil MANJANDAVIDA

Date :	03-04-2025
Time :	10:20-11:30
Hall :	Trade Room 5

- 10:20** AIOS – Sujatha Savitri Rao Award (Joint) - Tear Biomarkers in Thyroid Eye Disease : First Indian Study
- 10:25** AIOS – Sujatha Savitri Rao Award (Joint) - a Novel & Inexpensive Training Model for Teaching Basic Steps of Oculoplastic Surgery
- 10:30** AIOS – Hanumantha Reddy Award - Accommodation Scale, a Ruler/ gauge, for Objective Assessment of Magnitude of Accommodation in Kids.
- 10:35** AIOS – Shiv Prasad Hardia Award - 3D Corneal Diameter Profiling and AI-Based Sizing for ICL Implants.
- 10:40** AIOS Prem Prakash – Disha Award - Sensory and Motor Outcomes After Surgery in Intermittent Divergent Squint
- 10:45** AIOS Prem Prakash – Disha Award - Third Nerve Palsy : Medial Rectus - Resection Versus Fixation to Medial Palpebral Ligament!
- 10:50** AIOS – Rakesh Sharma Memorial Award (Joint) - Taming the Untamed - Globe Repositioning to the Rescue!
- 10:55** AIOS – Rakesh Sharma Memorial Award (Joint) - a Tale of Two Traumas -Visual Outcomes in Closed Globe Injuries with and Without Head Trauma
- 11:00** AIOS – Narsinga Rao Award - the Sarcoidosis-Tuberculosis Conundrum - the Role of Serum Ace, Mantoux Test and Lymphocyte Count
- 11:05** AIOS – S Natarajan Award (Vitreo Retina) - Advanced Glycation End Products Are Biomolecular Biomarkers of Proliferative Diabetic Retinopathy

: Pratheeba Devi NIVEAN

: Chhavi GUPTA

: Mihir Trilok KOTHARI

: Naren SHETTY

: Naintara CHOUHAN

: Marushka AGUIAR

: Chinmayee J THRISHULAMURTHY

: Mariya Banu Ranjini SRIDHARA

: Harsha P

: Nibha MISHRA

Each keynote is 5 mins

DAY 01 – THURSDAY

FREE PAPER

Uvea - II + Semi Finals

Chairperson : Dudani Ajay INDUR
Co-Chairperson : Subina NARANG
Convenor : Priyank GARG
Co-Convenor : Rahul RATNAM, Lakshmi KUNIYAL
Moderator : Neha Chawla GULIANI

Date :	03-04-2025
Time :	10:20-11:30
Hall :	Trade Room 6

Each free paper is 5 mins

- 10:20** FP58 - Polymerase Chain Reaction(pcr) in Viral Anterior Uveitis with Secondary Glaucoma:analysis of 28 Eyes
Chief & Presenting author : Bhavini JOHRI (B29282), Jyotirmay BISWAS
- 10:26** FP1009 - Ultrawide-Field Angiography-Based Prediction of Proliferative Retinopathy in Retinal Vasculitis
Chief & Presenting author : Devesh KUMAWAT (K18457), Pradeep VENKATESH, Rohan CHAWLA, Shorya Vardhan AZAD
- 10:32** FP1120 - Atypical Manifestations of Ocular Toxoplasmosis: a Diagnostic and Therapeutic Challenge
Chief & Presenting author : P.SAVITHIRI (P20351), Anand RAJENDRAN, Eliza ANTHONY
- 10:38** FP2036 - Choroidal Neovascular Membranes Associated with Toxoplasma Retinitis
Chief & Presenting author : Anup KELGAONKAR (K24753), Avinash PATHENGAY, Soumyava BASU
- 10:44** FP2106 - Presumed Intraocular Tuberculosis: Clinical Presentations and Outcomes
Chief & Presenting author : Sandhya DHARWADKAR (H13485), Shubhratha S. HEGDE
- 10:50** FP2131 - Demystifying Persistent and Relapsing Inflammation Despite Akt in Ocular Tuberculosis
Chief & Presenting author : Mayur MOREKER (M10281), Mayur MOREKER
- 10:56** FP2214 - Structural and Electrophysiological Correlation in Tubercular Serpiginous Like Choroiditis
Chief & Presenting author : Archita SHARMA (S25497), Avinash PATHENGAY, Soumyava BASU, Anup KELGAONKAR
- 11:02** FP2217 - Late Diagnostic Revision to Tubercular Choroiditis in Patients with Recurrent Apmppe
Chief & Presenting author : Shravya Choudhary BALLA (S24435), Anup KELGAONKAR, Soumyava BASU
- 11:08** FP2332 - Primary Intraocular Lymphoma (PIOL) : a Wolf in Sheep Clothing
Chief & Presenting author : ALISHA SIRSIKAR (A28714), Shruthi MK
- 11:14** FP2395 - The Sight Imperilled: Addressing Mumps-Associated Uveitis
Chief & Presenting author : Radhika SRIRAM (R27368)
- 11:20** FP2511 - Clinical Profile and Management of 57 Presumed Ocular Tuberculosis
Chief & Presenting author : Girish Arun GADRE (G11056)

11:26 - 11:31

Haryana Ophthalmological Society (5')
Choroidis Diffusa Acuta – an Unusual Divergence
Abhimanyu SHARMA (S27296)

[Plenary Session] Celebrating Excellence in Ophthalmology - APAO 2025 Award Lectures

Chairs : Namrata SHARMA

Date :	03-04-2025
Time :	11:30-13:00
Hall :	Brahmkamal Hall - Auditorium A

A highlight of the annual APAO Congress, this plenary session celebrates exceptional achievements in ophthalmology. It features three distinguished recipients of APAO Named Awards, who will deliver insightful lectures on their areas of expertise. Join us to honor these outstanding contributors and gain valuable perspectives on advancements shaping the future of ophthalmology.

1. **11:30** [Jose Rizal Medal] The Aetiology, Diagnosis and Management of Keratoconus: Understanding the Contemporary Evidence Base and Dispelling 170 Years of Misconceptions - 20 Mins : **Charles MCGHEE**
2. **11:50** [Holmes Lecture] Improving Cataract Surgical Quality Through Monitoring and Benchmarking – an Improvement Journey - 20 Mins : **R.D. RAVINDRAN**
3. **12:10** [ICO Mark Tso Golden Apple Award] An Eye to Teaching - 20 Mins : **Rajvardhan AZAD**

DAY 01 – THURSDAY

IC191 - Pterygium Surgery- What is new?

Shreesha Kumar K.

Date :	03-04-2025
Time :	13:00-14:15
Hall :	Trade Room 1

This Video Based Course Will Cover Various Newer Surgical Options in the Management of Different Types of Pterygium (Primary, Recurrent, Dual Head). Recurrence of Pterygium After Its Surgical Excision is One of the Most Common and Frustrating Cause of Concern for Both Surgeon and the Patient. This Has Lead to the Development of Newer Surgical Techniques , Adjunctive Measures and Graft Fixation Procedures. the Topics Here Will Demonstrate Various Surgical Techniques, Graft Fixation and Adjunctive Measures, Newer Techniques in Achieving High Rate of Success.

1. **13:00** - Medical Management of Pterygium- What is New ? (8 mins) : **Vamsi. KONUGANTI**
2. **13:08** - Cataract with Pterygium- Simultaneous or Sequential? - Management Principles (10 mins) : **Rajesh SINHA**
3. **13:18** - Newer Management Options for Recurrent Pterygium (10 mins) : **M. VANATHI**
4. **13:28** - Double Head Pterygium- How Do I Cover the Bare Sclera? (8 mins) : **Shreyas RAMAMURTHY**
5. **13:36** - Graft Fixation Procedures –Newer Methods (8 mins) : **K V SATYAMURTHY**
6. **13:44** - Complications of Pterygium Surgery and Management (10 mins) : **Namrata SHARMA**
7. **13:54** - Ten Commandments for Successful Pterygium Surgery (10 mins) : **Shreesha Kumar K.**

Panel Discussion :- (11 Mins)

IC211 - Complex Strabismus Simplified

Pradeep SHARMA

Date :	03-04-2025
Time :	13:00-14:15
Hall :	Trade Room 2

Strabismus is Being Handled by More and More Ophthalmologists Now and Those Dealing with Complex Strabismus Get Overwhelmed by Newer Complex Conditions Like Paralytic Strabismus, Duane, Brown, and Other Ccdds. in Addition, Newer Procedures Have Added to the Complexities and Challenges, Though They Have Added to the Fascination of Strabismus Practice in Modern Times. Knowledge of These Has Made It Possible to Restore Alignment Early in Both Children and Adults and Restore Stereopsis and Full Binocular Potential. a Galaxy of Strabismus Experts is Going to Share Their Experience and Simplify the Management of Complex Strabismus.

- | | |
|---|-----------------------|
| 1. 13:00 - What is New in the Management of Strabismus? (8 mins) | : Pradeep SHARMA |
| 2. 13:08 - Managing Vi Nerve Palsy (8 mins) | : Ankur SINHA |
| 3. 13:16 - Managing Third Nerve Palsy: Different Strokes (8 mins) | : Pradeep SHARMA |
| 4. 13:24 - Management of so Palsy (8 mins) | : Shubhangi BHAVE |
| 5. 13:32 - Management of CFEOM (8 mins) | : Muralidhar RAJAMANI |
| 6. 13:40 - Managing Duane Retraction Syndrome (8 mins) | : Pradeep SHARMA |
| 7. 13:48 - Managing Brown and Mobius Syndrome (8 mins) | : Swati PHULJEHE |

Panel Discussion :- (15 Mins)

DAY 01 – THURSDAY

FREE PAPER

Cornea - IV + Semi Finals

Chairperson : Rajshekhar VEMPARALA, Alka GUPTA
Co- Chairperson : Tuhin CHOWDHURY
Convenors : Sanjay CHATTERJEE, Sunita CHAURASIA
Co-Convenor : Puja Hingorani - BANG
Moderator : Rajat JAIN, Sharon DSOUZA

Date :	03-04-2025
Time :	13:00-14:15
Hall :	Trade Room 3

Each free paper is 5 mins

- 13:00** FP41 - Effect of Topical Insulin in Management of Refractory Persistent Epithelial Defects (PEDs) **Presenting author : Avani HARIANI (A23453)**, Chief author : Parul JAIN, Aastha SINGH, Isha GUPTA, Avani HARIANI
- 13:06** FP72 - Microbiological Correlation Between Corneal Scraping and Back Button Scraping in TPK Patients
Chief & Presenting author : Pankti BUCH (P29243), Sanjeev Kumar MITTAL, Neeti GUPTA
- 13:12** FP251 - Deep Digital Learning with Virtual Staining in Fungal Corneal Ulcer
Chief & Presenting author : Dipankar DAS (D08987), Balmukund AGARWAL, Daisy Rani DAS
- 13:18** FP259 - Drop Count and Volume of Commercial Moxifloxacin Drops & Its Implications in Keratitis Treatment
Chief & Presenting author : Neha SAPAR (N28351), Naveen RADHAKRISHNAN
- 13:24** FP756 - Innovation in Corneal Ulcer Diagnosis- Evaluating Multimodal Chatgpt-4 with Anterior Segment Images
Chief & Presenting author : Bharat GURNANI (G19198), Kirandeep KAUR
- 13:30** FP1137 - Clinical Outcomes of Surgical Management in Recurrent Corneal Erosions
Chief & Presenting author : Pooja PATIL (P27253), Jagadeesh Kumar Reddy K., Vandhana SUNDRAM
- 13:36** FP1533 - Treatment Outcomes with Intrastromal Voriconazole Versus When Combined with 9 Mw Vs 18 Mw Pack-CXL
Presenting author : Sathish DEVARAJAN (D26985), Chief author : Anuja JANAKIRAMAN, Manohar Babu BALASUNDARAM, Sathish DEVARAJAN, Lokeshwari ARULJYOTHI
- 13:42** FP1560 - Clinical Features, Trends of Antibiotic Resistance and Outcome in Mdr Vs. Nmdr Pseudomonas Keratitis
Chief & Presenting author : Nisha RANI (N25161), Srikant SAHU, Smruti Rekha PRIYADARSHINI, Sujata DAS
- 13:48** FP1694 - Bacteriophages - a Novel Approach to Combat Multidrug Resistant Pseudomonas Corneal Infections
Chief & Presenting author : Anil RADHAKRISHNAN (R11073), Raja BISWAS, Gopal S. PILLAI
- 13:54** FP2999 - Intrastromal Keratoplasty using Biosynthetic Corneas Vs Human Donor Corneas in Advanced Keratoconus
Chief & Presenting author : Aafreen BARI (A22281)

FREE PAPER

Neuro Ophthalmology - IV + Semi Finals

Chairperson : Usha A JOHARI
Co-Chairperson : Kumudini SHARMA, Bithi CHOWDHURY
Convenor : Renu GROVER, Paromita DUTTA
Co-Convenor : Sucheta PARIJA
Moderator : Nirupama KASTURI

Date :	03-04-2025
Time :	13:00-14:15
Hall :	Trade Room 4

Each free paper is 5 mins

- 13:00** FP781 - Comparing the Reliability of Ishihara Chart with Colour Vision Testing Smartphone Application
Chief & Presenting author : Sangeetha SUKUMAR (S29086), Jayasri Kanthalu NARAYANAMOORTHY
- 13:06** FP1797 - Clinical Conundrum: a Rare Case of Malignant Hidradenoma Masquerading as Meibomian Gland Carcinoma
Chief & Presenting author : Jyoti GONTIA (J23792), Dayakar YADALLA, Jayagayathri RAJAGOPALAN
- 13:12** FP1816 - Optic Nerve Hypoplasia (ONH) Severity - Its Association with Vision and Neuro-Radiological Findings
Chief & Presenting author : Sampada Kulkarni IRLEKAR (S23658), Rohan NALAWADE, Manjushree BHATE
- 13:18** FP1847 - Cavernous Sinus Syndrome or Orbital Apex Syndrome Presenting as Mono-Neuropathy- a Rare Presentation
Chief & Presenting author : Divya MOTWANI (D24125), Rohan NALAWADE, Virender SACHDEVA
- 13:24** FP1940 - Study on Ocular Manifestations of Neurofibromatosis Type-1 at Tertiary Care Teaching Institute
Chief & Presenting author : Anvita KACHHAP (A29123), Zaid ASHRAF, Neha KIRAN, Anshu JAMAIYAR
- 13:30** FP1998 - Oculus Reparo! or is It Beyond What Goes Through the Looking Glass?
Chief & Presenting author : Smrithi Sony THAMPI (S28531), Meghana TANWAR, Usha KIM, Kowsalya AKKAYASAMY
- 13:36** FP2081 - Unraveling the Causes of Optic Atrophy: a Comprehensive Review of Etiologies and Implications
Chief & Presenting author : Arpita STHAPAK (A23132)
- 13:42** FP2101 - Causes of Acute Loss of Vision in Neuro-Ophthalmology Department in a Tertiary Eye Care Centre
Chief & Presenting author : Aparajitha BONDILI (A29532), Smrithi Sony THAMPI, Mahesh KUMAR, Kowsalya AKKAYASAMY
- 13:48** FP2110 - Sweet Galaxy Eyes
Chief & Presenting author : Lubna NAYAZ (L29352), Ashwini KV, NIKITHA

FREE PAPER

Refractive Surgery - II + Semi Finals

Chairperson : Chitra RAMAMURTHY
Co- Chairperson : Dheeraj GUPTA
Convenor : Mehta Ajay B, Varkey SHIBU, Ritika SACHDEV
Co-Convenor : Saumil K. KOTHARI
Moderator : Neha Kapur (Nee VERMA)

Date :	03-04-2025
Time :	13:00-14:15
Hall :	Trade Room 5

Each free paper is 5 mins

- 13:00** FP632 - Spherical Monofocal Vs Aspherical Monofocal Vs Enhanced Monofocal Iol:intermediate VISION Comparison
Presenting author : Anargh V (A24641), Chief author: Pereira SAVIO, Linto Mathew THOMAS, Dhatri KARANAM, Supriya SRIGANESH
- 13:06** FP745 - Bilateral Cataract Surgery ,After Myopic Lenticule Extraction in Megalocornea -First Case Worldwide
Chief & Presenting author : Cyres Keiki MEHTA (M07434), Keiki R. MEHTA
- 13:12** FP787 - Outcomes of Phakic Intraocular Lens Implantation in Keratoconus: a One-Year Experience in 126 Eyes
Chief & Presenting author : Raksheeth Nathan RAJAGOPAL (R21536), Shreyas RAMAMURTHY
- 13:18** FP947 - Sailing Against the Tides: Deviating from the Lyra Protocol!
Chief & Presenting author : Raghav Preetam PERAKA (P21474), Sudhakar Rao PERAKA
- 13:24** FP1539 - Outcomes of Inside Out Techniques for Lenticule Extraction !! a Novel Techniques for Safe Extraction
Chief & Presenting author : Sonu GOEL (G07221), Sonai MUKHERJEE, Madhav GOEL
- 13:30** FP1573 - Long Term Vault Changes Following ICL V4c- an Indian Subcontinent Perspective
Chief & Presenting author : Himani CHATTERJEE (H24905), PRATYUSH, Somnath MANDAL, Partha BISWAS
- 13:36** FP1957 - Comparative Analysis of New Intra Ocular Lens Power Calculation Methods After Myopic LASIK
Chief & Presenting author : Ankita GUPTA (G18109), Gautam Singh PARMAR
- 13:42** FP2096 - Double Anterior, Single Posterior (DASP) Delineation Technique for Correct Plane Dissection in SMILE
Chief & Presenting author : Vikas VEERWAL (V18051), Deeksha LOCHAB
- 13:48** FP2105 - Accelerated Collagen Cross Linking with Hypo-Osmolar Riboflavin Solution in Thin Cornea
Presenting author : Krishnaja MANDAVA (K27129) , Chief author : Himanshu MATALIA, Nandini C.
- 13:54** FP2190 - Comparison of Refrigerated Vs Ketorolac-Soaked Bandage Contact Lens for Post Prk Pain Modulation
Chief & Presenting author : Mukesh J PARYANI (P16420), Rohit Kumar GUPTA, Surabhi BENIWAL

FREE PAPER

Vitreous Retinal Diseases - IV + Semi Finals

Chairperson : Pramod Sadashiorao BHENDE, Ajit Babu MAJJI
Convenor : Avadhesh OLI, Pradeep KUMAR
Moderator : Ankur SINGH

Date :	03-04-2025
Time :	13:00-14:45
Hall :	Trade Room 6

Each free paper is 5 mins

- 13:00** FP164 - Retinal Dystrophy: Landscape of Mutations in India & Assessing Targetability Towards Gene Editing
Chief & Presenting author : Mayank BANSAL (B13779)
- 13:06** FP321 - Intra-Operative Fluorescein Angiography for Delayed Post-Operative Vitreous Cavity Hemorrhage
Chief & Presenting author : Apoorva A.G. (A15802), A.S. GURUPRASAD, Hrishikesh NAIK, Shrinivas M. JOSHI
- 13:12** FP1054 - Rare Sequelae of Peripheral Avascular Retina: a Case Series
Chief & Presenting author : Aditya MAITRAY (M20159), Anand RAJENDRAN, Puja MAITRA
- 13:18** FP1164 - Characteristics of Myelinated Retinal Nerve Fibres in Associated Straatsma Syndrome
Chief & Presenting author : Naman SAHNI (S23104), Kanika GODANI, Ayushi CHOUDHARY, Naresh Kumar YADAV
- 13:24** FP1168 - Phase I/2a Open Label Study - Long Term F/u After Intravitreal Mco-0i0 in Patients with Advanced RP
Chief & Presenting author : Santosh MAHAPATRA (M10205), Gayatri KANUNGO
- 13:30** FP2180 - Assessment of Postoperative Pain with Dexmedetomidine in Patients Undergoing Scleral Buckling
Chief & Presenting author : Ritu MANWANI (R28774), Ravi Shankar H.N., Kavitha V., Pradeep SAGAR
- 13:36** FP2497 - A New Safe Avastin Puncture Assist Device (APAD)
Chief & Presenting author : Ajay AURORA (A03243), Arjun AURORA
- 13:42** FP2519 - Comparative Analysis Between Pagenax with Focal Laser & Pagenax Alone in Management of PCV
Chief & Presenting author : Suhani PATEL (S25637), G. Nageswar RAO
- 13:48** FP2542 - To Compare Vitrectomy with Pvd Induction Vs Vitrectomy Without Pvd Induction in Endophthalmitis
Chief & Presenting author : Hiteshi JAIN (H26257)

Cataract Video Complications - You Make the Call

Chairperson : David CHANG, Namrata SHARMA

Date :	03-04-2025
Time :	13:15-14:45
Hall :	Brahmkamal Hall - Auditorium A

In this interactive symposium, video cases of cataract surgical complications will be presented. During each case, the video will be paused at different points for the audience to decide what strategy to pursue using mobile device polling. After seeing the audience's preferences, an international panel of experts, who themselves have never seen the cases, will give their own management advice. The outcome of each case will then be shown.

- 13:15** Video Case Presentations - 30 Mins **: David CHANG**
- 13:45** Panel Discussion: Panel 1 - Arup CHAKRABARTI, Soon-Phaik CHEE, Bonnie HENDERSON, Boris E. MALYUGIN, Ke YAO - 30 Mins
- 14:15** Panel Discussion: Panel 2 - Douglas KOCH, Dennis LAM, Tetsuro OSHIKA, Namrata SHARMA, Gerard SUTTON - 30 Mins

New Approaches to Retinal Diseases

Date :	03-04-2025
Time :	13:15-14:45
Hall :	Amaltas Hall - B101 A

Chairperson : Raja NARAYANAN, Hendrik SCHOLL

The New Approaches to Retinal Diseases Symposium includes current concepts of retinal vein occlusions, retinopathy of prematurity, inherited retinal diseases, and monitoring with AI, as well as retinal toxicities of anti-cancer agents.

- | | |
|--|--------------------|
| 1. 13:15 Anti-VEGF for Macular Edema From Retinal Vein Occlusion - 10 Mins | : Muna BHENDE |
| 2. 13:25 Masquerades for Retinopathy of Prematurity - 10 Mins | : Peiquan ZHAO |
| 3. 13:35 Retinopathy of Prematurity Management - 10 Mins | : Mangat Ram DOGRA |
| 4. 13:45 Potential Treatments for Inherited Retinal Diseases - 10 Mins | : Hendrik SCHOLL |
| 5. 13:55 AI Monitoring for Retinal Diseases - 10 Mins | : Haotian LIN |
| 6. 14:05 Retinal Toxicity of Anti-Cancer Agents - 10 Mins | : Sruthi AREPALLI |

DAY 01 – THURSDAY

IC1 - Surgically Suspending Intraocular Implants in Dislocated Lenses: Newer Techniques.

Date :	03-04-2025
Time :	13:15-14:45
Hall :	Amaltas Hall - B101 B

Keiki R. MEHTA

Course Description: Course Will Demonstrate Evaluation of the Case Prior Surgery, the Use of Different Techniques, Using Ctt, Capsular Segments, Capsular Clips, Coupled with Novel Suturing Techniques, Usage of Proline Sutures with the Buried Canabara Technique, Use of Tissue Glue, to Stabilize the Capsule with Advanced Techniques. Course Objective: Attendees Will Identify the Nuances of the Cases and Learn to Apply the Best Method, with Safeguards, to Achieve Well Centered, Stable, Bag-IOL Complex.

- | | |
|--|----------------------|
| 1. 13:15 - Introduction to the Course. Proline loop Dumbbell Based Scleral Fixation of Secondary IOL's (10 mins) | : Keiki R. MEHTA |
| 2. 13:25 - Newer Techniques of Scleral Fixation of IOL – Modified Four Flange Technique (10 mins) | : Sri GANESH |
| 3. 13:35 - Managing a Subluxated Lens with a Femto (10 mins) | : Mahipal S. SACHDEV |
| 4. 13:45 - Glued IOL and Looping Techniques (10 mins) | : Agarwal AMAR |
| 5. 13:55 - Managing Post Traumatic Dislocated Lens Bag Complex (10 mins) | : Suhas HALDIPURKAR |
| 6. 14:05 - Dislocated Bag and IOLS. What Next? (10 mins) | : Kumar DOCTOR |
| 7. 14:15 - A New Technique of Suturing a Subluxated Lens to the Sclera (10 mins) | : Cyres Keiki MEHTA |

2 Mins to Win

Judge : Sudhank BHARTI, Madhu BHADURIA, Shobhit CHAWLA, Dhama G.S., Anagha HEROOR, Elankumaran PASUPATHI, Ritu AURORA, Mallika GOYAL, Tinku BALI, Sudhir SRIVASTAVA, Neha DHOLAKIA, R.P.SINGH, Parul SHARMA

Date :	03-04-2025
Time :	13:15-14:45
Hall :	Brahmkamal Hall - Auditorium B

- WIN1** - Vitreous Lavage in Upright Position- an Innovative Topical Air Fluid Exchange (AFE) for Recurrent Vh
Chief & Presenting author : Harshal SAHARE (S22291)
- WIN3** - Something is Better Than Nothing!
Chief & Presenting author : Rohit AGRAWAL (A19339)
- WIN6** - "Harsha-Nag" a New Chopper in Town
Chief & Presenting author : Harshavardhan PATIL (P16323)
- WIN9** - Nailed It: Nail Technique- Needle Assisted Iris-Claw Lens Implantation
Chief & Presenting author : Parth PALAN (P25715)
- WIN21** - IOL Scaffold: Safety Gear for Explanting IOL
Chief & Presenting author : Jayashree BARUAH (B11558)
- WIN23** - The Magic of the Cotton Bud
Chief & Presenting author : Mohan RAJAN (M02916)
- WIN32** - Cut Trim Paste-Ctp:no Suture Gluefree Novel Conjunctival Autograft Technique for Primary Pterygium
Chief & Presenting author : Satish SHET (S11578)
- WIN39** - Swift Simple Sterilisation : the Uvlyser
Chief & Presenting author : Ojus K BHANOT (B28970)
- WIN43** - Can a CTR Be Placed in a Case of a Posterior Capsular Rent
Chief & Presenting author : Debashis DUTTA (D07662)
- WIN47** - Superficial Corneal Tattooing Technique Using a Tattoo Gun: Optimizing Outcomes
Chief & Presenting author : Rama RAJAGOPAL (R11304)
- WIN53** - Rescuing Rhexis Runout with Johnson's Bud When Brian Little's Manoeuvre Fails
Chief & Presenting author : Sugato PAUL (P18775)
- WIN57** - Management of Refractory Macular Hole
Chief & Presenting author : Kanwaljeet Harjot MADAN (M13586)
- WIN66** - 30 G Needle to Prevent Hypotony
Chief & Presenting author : Shweta SINGH (S26750)
- WIN78** - A Novel Device for Sub-Retinal Injections
Chief & Presenting author : Ajay AURORA (A03243)
- WIN83** - Well Left
Chief & Presenting author : Shweta SINGH (S26750)

DAY 01 - THURSDAY

Myopia and Complications

Chairperson : Kyoko OHNO-MATSUI, Vivek WARKAD, Xiulan ZHANG

Date :	03-04-2025
Time :	13:15-14:45
Hall :	Parijat Hall 201

In the symposium, major complications and potential benefits of moderate and high myopia are discussed, such as myopic traction maculopathy and retinal detachment, myopic macular neovascularization and other characteristics of myopic maculopathy, and high myopia-associated optic neuropathies as well as a potential relative protection against age-related macular degeneration, diabetic retinopathy and primary angle-closure glaucoma.

- | | |
|---|-----------------------------|
| 1. 13:15 Cutting-Edge Imaging Technologies for Pathologic Myopia - 10 Mins | : Kyoko OHNO-MATSUI |
| 2. 13:25 Complications and Benefits of Myopia - 10 Mins | : Jost JONAS |
| 3. 13:35 How To Manage Myopic Traction Maculopathy - 10 Mins | : Tomonari TAKAHASHI |
| 4. 13:45 Longitudinal Changes of Multimodal Biometrics in High Myopia - 10 Mins | : Fei LI |
| 5. 13:55 Imaging Biomarkers of High Myopia in Hong Kong Adults - 10 Mins | : Xiu Juan ZHANG |
| 6. 14:05 Pharmacological Management of Myopia Progression - 10 Mins | : Vivek WARKAD |
| 7. 14:15 Management of Myopic CNV - 10 Mins | : Timothy LAI |
| 8. 14:25 Surgical Interventions for Retinal Complications of High Myopia - 10 Mins | : Shu Yen LEE |

IC489 - Measuring & Monitoring - Way to Improving Quality of Cataract Surgery

Date :	03-04-2025
Time :	13:15-14:45
Hall :	Kesar Hall 202

R.D. RAVINDRAN

Quality of Care Delivery is Vital in Healthcare and a Key Component in Ensuring Sustainability. Though This is Well Known, There Are Few Monitoring Systems That Ensure a Comprehensive yet Detailed Tracking of Quality Assurance in an Organization. Organizations Who Prioritize Quality, Put in Place a Monitoring System to Track Not Only Vital Quality Indicators That Comprises Major Patient Safety Failures, Infections, Complications but Also Patient Satisfaction. A Comprehensive Approach for Structure, Processes and Outcome Monitoring to Improve the Quality of Eye Care is the Need of the Hour. In Order to Ensure Safe, High Quality and Timely Eye Care Delivery to the Patient's Utmost Satisfaction, We Have Created an Online Quality Assurance System. This Helps the Organization to Track Its Quality Parameters, Take Evidence- Based Decisions, and Surgeons to Track, Improve and Benchmark Their Performance. It Bridges the Chasm in Quality and Creates a Sustainable Model for Monitoring.

- | | |
|--|------------------------------|
| 1. 13:15 - Introduction (4 mins) | : R.D. RAVINDRAN |
| 2. 13:19 - Delivering Safe Cataract Surgery (15 mins) | : Haripriya ARAVIND |
| 3. 13:34 - Ensuring Good Visual Outcomes (12 mins) | : Shivkumar CHANDRASHEKHARAN |
| 4. 13:46 - Monitoring Through a Structured Tool for Continuous Improvement (12 mins) | : R.D. RAVINDRAN |
| 5. 13:58 - Understanding Patient Expectations and Monitor Satisfaction (12 mins) | : Rengaraj VENKATESH |

Panel Discussion :- (20 Mins)

IOLs : New Advances

Chairperson : Noshir SHROFF
Co- Chairperson : Jignesh TASWALA
Convenor : Kiranjit SINGH
Co-Convenor : Sujatha Y
Moderator : Prafulla MAHARANA
Panelists : Abhinav BIALA, Arup BHAUMIK, Gujan SALUJA, Aafreen BARI

Date :	03-04-2025
Time :	13:15-14:45
Hall :	Kumudini Hall 301

- | | |
|---|-----------------|
| 1. 13:15 Edgeless Diffractive Optics : Clinical and Optical Co-relation | : Prakhyat ROOP |
| 2. 13:23 Insights Into the Rotational Stability of Available Toric IOLs (8 Mins) | : Sonu GOEL |
| 3. 13:31 Complimentary Light Distribution Profile" : a Comprehensive Guide to Achieve Spectacle Independence in Cataract Surgery (8 Mins) | : Anagha HEROOR |
| 4. 13:39 Enhance Monofocal"- How It is Creating a Difference in My Practice (8 Mins) | : Anurag MISHRA |
| 5. 13:47 IOL scleral fixation: The LOTO technique (8 Mins) | : Nicola GHAZI |
| 6. 13:55 Presbyopia Correction: Beyond the Rings (8 Mins) | : Sonu GOEL |
| 7. 14:03 Cataract Surgery in Cases of Rheumatoid Arthritis with Severe Dry Eye (8 Mins) | : Indu PANDEY |
| 8. 14:11 Iris Claw IOL Tips & Tricks (8 Mins) | : Atul KADHANE |
| 9. 14:19 The Multisert IOL Delivery System- Adding or Efficiency (8 Mins) | : Gaurav LUTHRA |
| 10. 14:27 My Experience With New Generation Presbyopia Correcting IOL (8 Mins) | : Partha BISWAS |
| 11. 14:35 Visual Outcomes with New Generation Enhanced Monovision IOLs | : Upsham Goel |

In the Eye of the Storm: Challenging Cases in Ophthalmic Trauma

Date :	03-04-2025
Time :	13:15-14:45
Hall :	Gulmohar Hall 302

Chairperson : Ashok GROVER, Gangadhara SUNDAR, Stephanie WATSON

This session focuses on practical solutions to challenging trauma cases. Topics include managing chemical injuries, overcoming complex corneal trauma, and addressing globe injuries linked to domestic violence. Strategies for handling traumatic glaucoma, closed globe injuries, intraocular foreign bodies, and unsalvageable globes are discussed. Each case highlights innovative approaches, encouraging collaboration and problem-solving. The session ends with a dynamic panel discussion, making it an essential opportunity for anyone aiming to improve outcomes in complex trauma scenarios.

DAY 01 – THURSDAY

1. **13:15** Case Study: Managing the Aftermath of Chemical Injury in Ocular Surface Trauma - 10 Mins : **Kendrick SHIH**
2. **13:25** A Detailed Case Analysis: Overcoming the Hurdles in Complex Corneal Trauma - 10 Mins : **Hong ZHANG**
3. **13:35** Severe Globe Injury: Addressing the Consequences of Domestic Violence - 10 Mins : **Rajpal VOHRA**
4. **13:45** Case-Based Exploration: Effective Strategies in Managing Closed Globe Trauma - 10 Mins : **Eli PRADHAN**
5. **13:55** Case-Based Strategies: Navigating the Challenges of Complex Lid Injury Management - 10 Mins : **Rajendra MAURYA**
6. **14:05** Case-Based Analysis: Traumatic Glaucoma - 10 Mins : **Victor KOH**
7. **14:15** Intraocular Foreign Body: Navigating a Challenging Case - 10 Mins : **Vivek DAVE**
8. **14:25** Managing the Unsalvage Globe - 10 Mins : **Hua YAN**

Panel Discussion :- (10 Mins)

Ophthalmological Society of Bangladesh

Chairpersons : Ava HOSSAIN, Md. SHAHABUDDIN
Moderator : Shadi Alkhatib

Date :	03-04-2025
Time :	13:15-14:45
Hall :	Javakusum Hall 303

1. **13:15** Community Eye Care in Bangladesh : **Md. Zinnu RAIN**
2. **13:25** Aesthetic and Functional Outcome of Ptosis Surgery : **Syeed Mehabub UI KADIR**
3. **13:35** Top Tips of Phaco Surgery : **Ashraful RIDOY**
4. **13:45** Complications in oculo-facial cosmetic surgery : **Thabet ODAT**
5. **13:55** Single Botulinum Toxin Injection in The Treatment of Strabismus : **Raed A SHATNAWI**

IC338 - Target Emmetropia - Refractive Cataract Surgery

Sri GANESH

Date :	03-04-2025
Time :	13:15-14:45
Hall :	Champa Hall 304

Cataract Surgery Today Has Become a Refractive Procedure with Patients Expecting Emmetropia and Freedom from Glasses. the Success of Cataract Surgery is Measured by Its Refractive Outcome Which is One of the Main Indicators for Patient's Satisfaction. This Course Which Has Very Experienced Instructors Will Touch Upon all the Available Biometry Devices, Newer Generation Formulae, Accuracy for Toric IOL Implantation and Special Situations Like Post Refractive Cataract Surgery. Management of Refractive Surprises After Cataract Surgery Will Also Be Covered. This Course Will Help Both the Beginning Cataract Surgeon and the Advanced Specialist to Obtain Better Results After Cataract Surgery.

- | | |
|--|----------------------|
| 1. 13:15 - Overview of Biometry Devices (10 mins) | : Shreyas RAMAMURTHY |
| 2. 13:25 - IOL Formulae – Which & When? (10 mins) | : Gaurav LUTHRA |
| 3. 13:35 - Surgical Evaluation & Preoperative Work up for Premium Iol's (10 mins) | : Pereira SAVIO |
| 4. 13:45 - Mastering Toric IOL Implantation (10 mins) | : Sri GANESH |
| 5. 13:55 - IOL Power Calculation in Special Situations(post Refractive Surgery, RK, Kc & Post Graft) (10 mins) | : Sushmitha Samak S |
| 6. 14:05 - Managing Post-Operative Refractive Surprises (10 mins) | : Supriya SRIGANESH |

Panel Discussion :- (10 Mins)

Keynote Address - Marie-jose TASSIGNON: Long-Term Experience of Bag-In-The-Lens in Pediatric Cataract (10 Mins)

DAY 01 – THURSDAY

Mastering Uveitis Care: Essential Do's and Don'ts

Chairperson : Rupesh AGRAWAL, Jyotirmay BISWAS, Harvey UY

Date :	03-04-2025
Time :	13:15-14:45
Hall :	Neelkamal Hall 305

This session is dedicated to highlighting the best practices and guidelines in uveitis management, focusing on what should be done and what should be avoided. Through detailed case presentations, speakers will share insights on optimal practices, emphasizing the importance of early diagnosis, comprehensive use of MMI, and effective patient management strategies. Each case will be backed by evidence from clinical trials to provide a robust framework for best practices.

- | | |
|---|---------------------------|
| 1. 13:15 Early Diagnosis and Intervention - 10 Mins | : Zheng Xian THNG |
| 2. 13:25 Comprehensive Multimodal Imaging - 10 Mins | : Wataru MATSUMIYA |
| 3. 13:35 Optimal Use of Steroids in Non-infectious Uveitis - 10 Mins | : Padmamalini MAHENDRADAS |
| 4. 13:45 Effective Immunomodulatory Therapy in Non-infectious Uveitis - 10 Mins | : Peizeng YANG |
| 5. 13:55 Monitoring and Follow-up Strategies in Infectious Uveitis - 10 Mins | : Anelisa KOH |
| 6. 14:05 Holistic Patient Management - 10 Mins | : Rupesh AGRAWAL |
| 7. 14:15 Advanced Imaging Techniques - 10 Mins | : Jia-horong HUNG |
| 8. 14:25 Patient Education and Communication - 10 Mins Q&A | : Virender SANGWAN |

Rapid Fire Glaucoma Update Session (1)

Chairperson : Muneeb FAIQ, Robert CASSON

Date :	03-04-2025
Time :	13:15-14:45
Hall :	Suryamukhee Hall 401

- 13:15** FP3112 - Intraocular Pressure-Lowering Effect of Intraocular Lens Refixation in Patients with Elevated Intraocular Pressure Due to Intraocular Lens Subluxation
Chief & Presenting author : Masaru INATANI
- 13:21** FP3113 - Digital Gonioscopy Based on Three-Dimensional Anterior-Segment OCT: an International Multicenter Study
Chief & Presenting author : Zefeng YANG
- 13:27** FP3114 - Visualising Aqueous Humour Outflow Using Imaging-Based Techniques in Angle-Based MIGS: a Systematic Review
Chief & Presenting author : Eric JIN
- 13:33** FP3115 - Choriocapillaris and Progressive Ganglion Cell-Inner Plexiform Layer Loss in Non- Glaucomatous Eyes
Chief & Presenting author : Jingwen JIANG
- 13:39** FP3116 - Correlation of Retinal Nerve Fiber Layer (RNFL) Thickness and Various Optic Disc Parameters with Disc Damage Likelihood Scale (DDLs) in Patients with Primary Open-Angle Glaucoma (POAG)
Chief & Presenting author : Tayyaba MALIK
- 13:45** FP3117 - Efficacy and Safety of Phacoemulsification Combined with Goniosynechialysis Under Gonioscopy and Goniotomy in the Treatment of Advanced Primary Angle Closure Glaucoma
Chief & Presenting author : Chukai HUANG
- 13:51** FP3118 - Investigation of Primary Congenital Glaucoma Mechanism by Functional Characterization of Cyp1b1 Mutations
Chief & Presenting author : Muneeb A. FAIQ
- 13:57** FP3119 - The Effect of Lifestyle Habits and Risk of Glaucoma: Cigarette Smoking and Physical Activities
Chief & Presenting author : Rahimie HANAFI
- 14:03** FP3120 - Comparative Study on the Performance of Melbourne Rapid Fields Web-Browser Perimeter to the Humphrey Field Analyzer in Chinese Glaucoma Patients
Chief & Presenting author : De-fu CHEN
- 14:09** FP3121 - Pars Plana Filtration in the Treatment of Nanophthalmos Secondary Angle Closure Glaucoma
Chief & Presenting author : Yuanbo LIANG
- 14:15** FP3122 - Longitudinal Choriocapillaris Vascular Density Changes in Different Types of Primary Open-Angle Glaucoma
Chief & Presenting author : Xiaoyi LIU
- 14:21** FP3123 - Comparison of Penetrating Canaloplasty Versus Gonioscopy-Assisted Transluminal Trabeculotomy in Open-Angle Glaucoma
Chief & Presenting author : Yuanbo LIANG
- 14:27** FP3124 - Two Year Outcomes of Phaco-Microincisional Trabeculectomy in Primary Glaucoma
Chief & Presenting author : Aparna RAO
- 14:33** FP3125 - Differential Dna Methylation and Transcriptomic Signature Patterns of Trabecular Meshwork Cell Damage in Glaucoma
Chief & Presenting author : Aparna RAO

DAY 01 – THURSDAY

APAO Leadership Development Program (LDP) World Café: Speed Mentoring

Chairperson : Marcus ANG, Meenu CHAUDHARY, Helena FILIPE

Open to APAO LDP Class 2025-26 participants only

Date :	03-04-2025
Time :	13:15-14:45
Hall :	Moulshree Hall 402

- 13:15** Welcome to the LDP World Café - 10 Mins
- 13:25** Meet the Masters: Speed Mentoring Marcus ANG , Tin AUNG, R.V. Paul CHAN, Andrew CHANG, Karl GOLNIK, Santosh HONAVAR, Reynaldo Manansala JAVATE, Frank Joseph MARTIN, Peter MCCLUSKEY, Charles MCGHEE, Paisan RUAMVIBOONSUK - 50 Mins
- 14:15** Open Discussion & Networking - 20 Mins
- 14:35** Conclusion & Feedback - 10 Mins

Molecular Mechanisms of Pathogenesis in Eye Diseases

Date :	03-04-2025
Time :	13:15-14:45
Hall :	Kaner Hall 403

Chairperson : Subhabrata CHAKRABARTI, Janey WIGGS, Kevin CHAN

Common and rare eye diseases are complex in nature and exhibit multifactorial etiologies. Accurate dissections of their underlying molecular mechanisms are pivotal for a better understanding of these diseases and for developing future strategies for prevention and management. The speakers in this session will provide deeper insights into the biological mechanisms leading to pathogenesis in some chosen eye diseases using comprehensive tools and techniques.

- | | |
|---|---------------------|
| 1. 13:15 TBC - 10 Mins | : Shengping HOU |
| 2. 13:25 Targeting Lipid Metabolism Towards Reducing the Risk of ROP Among Preterm Infants - 10 Mins | : Inderjeet KAUR |
| 3. 13:35 Molecular Genetics of Myopia in Children: The Hong Kong Children Eye Genetics Study - 10 Mins | : Li Jia CHEN |
| 4. 13:45 Contributions of Brain Microstructures and Metabolism to Visual Field Loss in Glaucoma - 10 Mins | : Kevin CHAN |
| 5. 13:55 Molecular Mechanisms of Ocular Immunologic Diseases - 10 Mins | : Swaminathan SETHU |
| 6. 14:05 Bridging the Gap Between Mendelian and Polygenic Glaucoma - 10 Mins | : David MACKEY |

Lessons Learned From Unforgettable Neuro- Ophthalmologic Cases

Date :	03-04-2025
Time :	13:15-14:45
Hall :	Mogra Hall 404 A

Chairperson : Steffen HAMANN, Navin JAYAKUMAR, Mohamad SIDIK

Join us for an engaging session on “Lessons Learned from Unforgettable Neuro-Ophthalmologic Cases,” where six mystery and challenging neuro-ophthalmology cases will be presented. Each case offers unique clinical insights, emphasizing key diagnostic and management strategies that attendees can hopefully apply in their practice in the future.

- | | |
|---|---------------------|
| 1. 13:15 Behind the Scene: Can We Salvage Vision in Atrophic Papilledema? - 15 Mins | : Jyoti MATALIA |
| 2. 13:30 Another Case of Optic Neuritis? - 15 Mins | : Carmen CHAN |
| 3. 13:45 Impending Optic Neuropathy - 15 Mins | : Steffen HAMANN |
| 4. 14:00 How to Track a Snowman - 15 Mins | : Virender SACHDEVA |
| 5. 14:15 Masquerade Optic Neuropathy - 15 Mins | : Eri NAKANO |
| 6. 14:30 Another Case of IIH? - 15 Mins | : Sudha CUGATI |

IC1026 - Understanding Scleral Buckling (SB) and Pneumatic Retinopexy (PnR) in Post Vitrectomy Era

Date :	03-04-2025
Time :	13:15-14:45
Hall :	Mogra Hall 404 B

Nawazish SHAIKH

- | | |
|---|-------------------|
| 1. 13:15 - How to Tackle Perioperative Complications in Scleral Buckling and Pneumatic Retinopexy (10 mins) | : Nawazish SHAIKH |
| 2. 13:25 - Introduction to Scleral Buckling and Pneumatic Retinopexy: Finding the Break and Patient Selection (10 mins) | : Shakha GUPTA |
| 3. 13:35 - Basics of Scleral Buckling (10 mins) | : Rohan CHAWLA |
| 4. 13:45 - How to Adapt Scleral Buckling for Versatile Scenarios: (15 mins) | : Aarush DEORA |
| 5. 14:00 - Pneumatic Retinopexy: How to Maximize Outcomes with a Minimal Approach (15 mins) | : Surbhi AGRAWAL |
| 6. 14:15 - From Retinal Attachment to 20/20 Vision: Addressing Postoperative Complications (10 mins) | : Somya KUMARI |

Macular Surgery

Date :	03-04-2025
Time :	13:15-14:45
Hall :	Kadamb Hall 405

Chairpersons : Lihteh WU, Hussain KHAQAN

1. **13:15** OCT Biomarkers in ERM - 8 Mins
2. **13:23** New Techniques in Vitreomacular Surgery in 2025 - 8 Mins
3. **13:31** Macular Buckling. Different Techniques - 8 Mins
4. **13:39** Macular Hole Treatment in Retinitis Pigmentosa - 8 Mins
5. **13:47** Amniotic Membrane for Recalcitrant/large Macular Holes - 8 Mins
6. **13:55** Surgical Management of Submacular Hemorrhage - 8 Mins
7. **14:03** HAK Novel Classification of Management of Optic Disc Pit & Associated Serous Macular Detachment - 8 Mins
8. **14:11** The Controversy Around LMH Management - 8 Mins

: Lihteh WU
: Marcelo ZAS
: Muhammad SAMIR
: Agnieszka NOWOSIELSKA
: Francesco BOSCIA
: Mohammad AIHAZZAZI
: Hussain KHAQAN
: Nicola G.GHAZI

Guest Talk - Unnikrishnan NAIR: OCT - Multimodal Imaging of Macular Diseases (10 Mins)

DAY 01 – THURSDAY

Challenging Clinical and Surgical Cases in Corneal and External Diseases

Date :	03-04-2025
Time :	13:15-14:45
Hall :	Palash Hall - Grand Ball Room A

Chairperson : Vishal JHANJLI, Jayesh VAZIRANI, Alvin YOUNG

The 90-minute session on Challenging Clinical and Surgical Cases in Cornea aims to present the real-world outcomes of some of the most difficult cases in cornea clinics. The speakers will use case-based presentations to outline the management strategies in ocular graft versus host disease, Stevens-Johnson syndrome, limbal stem cell deficiency, vernal keratoconjunctivitis and posterior corneal stromal scarring.

1. **13:15** Lacrimal Gland and Meibomian Gland Changes in OGVHD - 12 Mins
2. **13:27** Steven Johnson Syndrome - 12 Mins
3. **13:39** Limbal Deficiency - 12 Mins
4. **13:51** Real Life Application of SLET - 12 Mins
5. **14:03** Severe VKC - 12 Mins
6. **14:15** How to Deal With Posterior Stromal Scarring - 12 Mins

: Lingyi LIANG
: Bhaskar SRINIVASAN
: Vilavun PUANGSRICHARERN
: Ka Wai KAM
: Hon Shing ONG
: Jodhbir MEHTA

Management of Complex Retinal Detachments

Chairpersons : Lalit VERMA, Mahesh SHANMUGAM , Mallika GOYAL, Tinku BALI, Mohit DOGRA, Mudit TYAGI

Date :	03-04-2025
Time :	13:15-14:45
Hall :	Palash Hall - Grand Ball Room B

- | | |
|--|--------------------|
| 1. 13:15 - Combined RD in PDR (Proliferative Diabetic Retinopathy) - 10 Mins | : Tinku BALI |
| 2. 13:25 - Advanced PVR (Proliferative Vitreoretinopathy) - 10 Mins | : Mahesh SHANMUGAM |
| 3. 13:35 - RD with Giant Retinal Tear - 10 Mins | : Mohit DOGRA |
| 4. 13:45 - Macular Hole RD - 10 Mins | : Lalit VERMA |
| 5. 13:55 - Managing Peripheral Membranes in Hypotony - 10 Mins | : Mudit TYAGI |
| 6. 14:05 - Tips to Optimize Outcome in PDR - 10 Mins | : Mallika GOYAL |

Keynote Address - Raja NARAYANAN: Perfluorocarbon Liquid and Silicone Oil Sandwich in Complex Retinal Detachments (10 Mins)

IC504 - Tumors of the Ocular Surface Decoded

Santosh G. HONAVAR

Date :	03-04-2025
Time :	13:15-14:45
Hall :	Palash Hall - Grand Ball Room C

Ocular Surface Tumors Have a Diverse Spectrum. These Are Often Misdiagnosed as Simulating Conditions, Resulting in Inappropriate Management. This Course Will Provide a Systematic Overview of Clinical Manifestations of Conjunctival Tumors and Discuss Recent Concepts in Diagnosis, Management, and Prognosis. Clinical Evaluation of a Patient with a Conjunctival Tumor and Typical and Atypical Manifestations Will Be Demonstrated with Cases. Anterior Segment Imaging Techniques Such as OCT, OCTA, and UBM Will Be Highlighted. Evidence-Based Treatment Protocols Will Be Elaborated. Indications for and Outcome of Newer Treatment Modalities, Such as Topical Immunotherapy, Chemotherapy and Plaque Brachytherapy, Will Be Discussed. Standard Surgical Procedures Will Be Demonstrated with Vivid Videos. This Course is Designed to Enable Participants to Accurately Diagnose, Triage and Appropriately Manage Common Conjunctival Tumors and Optimize the Outcome.

- | | |
|--|---------------------------------------|
| 1. 13:15 - Evaluation of a Patient with an Ocular Surface Tumor (10 mins) | : Mrittika SEN |
| 2. 13:25 - Epithelial and Stromal Tumors of the Ocular Surface (12 mins) | : Fairouz Puthiyapurayil MANJANDAVIDA |
| 3. 13:37 - Pigmented Tumors of the Ocular Surface (12 mins) | : Vikas MENON |
| 4. 13:49 - Congenital Lesions of the Ocular Surface and Other Tumors (12 mins) | : Sima DAS |
| 5. 14:01 - Management of Ocular Surface Tumors (20 mins) | : Santosh G. HONAVAR |
| 6. 14:21 - Interactive Case Presentations (10 mins) | : Rolika BANSAL |

Panel Discussion :- (14 Mins)

Keynote Address - Rohit SAIJU: What is My Next Step? a Management to an Acid Burn Victim with the Contracted Socket (10 Mins)

IC591 - Landmark anatomy to advance Lacrimal drainage surgeries! A to Z care of Epiphora

Jayanta Kumar DAS

Date :	03-04-2025
Time :	14:15-15:30
Hall :	Trade Room 1

Though Nasolacrimal Duct Obstruction is the Commonest Cause of Epiphora, Punctum and Canaliculur Pathology Also Play a Crucial Role. This Video-Based Course Will Cover Indications, Different Operative Techniques, Probable Complications, Newer Aetiologies, and Advancement in This Field. This Course Will Outline the Various Procedures with a Detailed Step-By-Step Demonstration of Surgical Techniques Using Operative Videos and Photographs of Relevant Locations, Along with Highlighting Some Hidden and Commonly Overlooked Causes. After the Course, the Attendees Will Be Able to Make an Update with Evidence-Based Knowledge on Lacrimal Drainage Disorders Along with the Basic to Recent Techniques of Surgeries.

- | | |
|--|---------------------------|
| 1. 14:15 - Congenital Epiphora the Consequence and Management (8 mins) | : Rwituja THOMAS |
| 2. 14:23 - Punctal & Canalicular Tear Management (8 mins) | : Shaloo BAGEJA |
| 3. 14:31 - Conjunctivo DCR by Newer Approaches (8 mins) | : Shreya SHAH |
| 4. 14:39 - Management Tips for Unusual Causes of Epiphora (15 mins) | : Jayanta Kumar DAS |
| 5. 14:54 - Magnitude of the Problem in Community (8 mins) | : Nilanjan Kaushik THAKUR |
| 6. 15:02 - Newer Dimension of the Management (15 mins) | : Ashok Kumar GROVER |

DAY 01 – THURSDAY

Electroretinogram : Everything an Eye Specialist Should Know

Chairpersons : Poornachandra B., Subhadra JALALI, Parveen SEN

Date :	03-04-2025
Time :	14:15-15:30
Hall :	Trade Room 2

- | | |
|--|------------------------|
| 1. 14:15 Electroretinogram (ERG) – from Where Does Signals Come from? - (10 Min) | : Subhadra JALALI |
| 2. 14:25 Full Field ERG – When to Order and What to Look for? - (10 Min) | : Poornachandra B. |
| 3. 14:35 Multi Focal ERG and Pattern ERG - (10 Min) | : Parveen SEN |
| 4. 14:45 Electro-Oculogram: Technique and Clinical Applications - (10 Min) | : Simar Rajan SINGH |
| 5. 14:55 Bringing It all Together - (10 Min) | : Srikanta Kumar PADHY |

Discussion – 10 Min

Goa Ophthalmological Society

Chairperson : Ritu C CHAUDHURI, Sean Socrates DSILVA, Girish VELIS

Date :	03-04-2025
Time :	14:15-15:30
Hall :	Trade Room 3

Each talk is 7 mins

- | S.No | Topic | Speaker |
|------|---|------------------------|
| 1. | 14:15 Glaucoma Progression at “Controlled IOP” - What to Do? - (7 Mins) | : Ritu C CHAUDHURI |
| 2. | 14:22 Keratoconus Management - Challenges in Day to Day Practice - (7 Mins) | : Sean Socrates DSILVA |
| 3. | 14:29 Counselling Challenges in Ophthalmology - (7 Mins) | : Girish VELIS |

Delhi Ophthalmological Society

Chairperson :	Radhika TANDON	Date :	03-04-2025
Co- Chairpersons :	Sarita BERI, Sanjay Kumar MISHRA	Time :	14:15-15:30
Convenor :	R.P. Singh	Hall :	Trade Room 4
Co-Convenor :	Rahul MAYOR		
Moderator :	Rajesh SINHA		
Panelists:	Bhupesh SINGH, G K Das, Mehta ANUJ, Taru DEWAN, Vishnu Swarup GUPTA, Jatinder Singh BHALLA		

19 minutes of Discussion

S.No	Topic	Speaker
1.	14:15 Remnant Lenticule Management in KLEX - 7 Min	Mahipal S. SACHDEV
2.	14:22 Phaco Post-Refractive Surgery: Challenges - 7 Min	J. S. TITIYAL
3.	14:29 Tackling Traumatic Medial Canthus Deformities - 7 Min	Ashok Kumar GROVER
4.	14:36 Topic Awaited - 7 Min	Namrata SHARMA
5.	14:43 Malignant Glaucoma: Different Strokes - 7 Min	Kirti SINGH
6.	14:50 Managing Raised Intra-Cranial Pressure - 7 Min	Rohit SAXENA
7.	14:57 Vitrectomy for Severe PDR - 7 Min	Cyrus SHROFF
8.	15:04 Endothelial Keratoplasty in Herpetic Endothelitis - 7 Min Discussion - 19 Min	Prefulla Kumar MAHARANA

Chhattisgarh State Ophthalmological Society

Lifetime Lessons : Surgical insights from mistakes

Symposium Will Focus on Learning Lessons from Daily Mistakes in Pre and Intra-Operative Cataract Surgery. It Will Also Deal with Strategies to Circumvent and Improve Outcome of Surgeries.

Date :	03-04-2025
Time :	14:15-15:30
Hall :	Trade Room 5

Session Coordinators : Arshad SIDDIQUI, Soma ROY, H R PRASAD, Lipi CHAKRABARTY

Each Talk Will Be of 6 Mins Followed by 15 Minutes of Discussion

S.No	Topic	Speaker
1.	14:15 Preoperative Inattentiveness – a Catastrophe	LC MADHARIA
2.	14:21 Biometry - Surprises or Blunders	Ankur SHRIVASTAVA
3.	14:27 Rhexis Follies	Saurabh LUTHRA
4.	14:33 Overcoming Nucleus Mismanagement	Saxena ANAND
5.	14:39 Nucleus Drop- Mishandling the Storm	Santosh PATEL
6.	14:45 Premium IOL - Expect the Unexpected	Harshvardhan GUPTA
7.	14:51 Tough Cornea, Tougher Cataract	Samrat CHATTERJEE
8.	14:57 Phaco-Trab or Phaco-Trouble	Dilip LALWANI
9.	15:03 Obstacles in Refractive Cataract Surgery	Tanmay GUPTA

MIGS - An Update and Indian Perspectives

Aparna RAO, Devendra MAHESHWARI

1. **14:15** Anatomy and Physiology of Outflow Pathway - 8 Min
2. **14:23** Intraoperative Predictors of Trabeculectomy - 8 Min
3. **14:31** Outflow Pathway Assessment and Intraoperative OCT - 8 Min
4. **14:39** How to Master KDB and BANG - 8 Min
5. **14:47** GATT in Challenging Case Scenarios - 8 Min
6. **14:55** Tanito Microhook Trabeculotomy and Newer Goniotomies in the Pipeline - 10 Min
7. **15:05** Gauging the MIGS with Swept Source Anterior Segment OCT - 8 Min

Total - 56 Min Q N a -17 Min

Date :	03-04-2025
Time :	14:15-15:30
Hall :	Trade Room 6

: Aparna RAO
: A. K. MANDAL
: Aparna RAO
: Amit PORWAL
: Ganesh V. RAMAN
: Devendra MAHESHWARI
: Madhavi Ramanatha PILLAI

DAY 01 - THURSDAY

IC1004 - Tackling Posterior Capsule Rupture and Associated Complications: A Video Course

Narang PRIYA

1. **15:00** - Managing Residual Cortex & Sinking Nucleus (20 mins)
2. **15:20** - Vitrectomy, Posterior Rhexis and Optic Capture (20 mins)
3. **15:40** - Handling Corneal Complications in Presence of Vitreous (20 mins)
4. **16:00** - What Not to Do in Pcr – Posterior Segment Perspective (20 mins)

Date :	03-04-2025
Time :	15:00-16:30
Hall :	Amaltas Hall - B101 A

: Narang PRIYA
: Shail VASAVADA
: Namrata SHARMA
: Lalit VERMA

IC473 - Decoding and conquering Hard Cataracts with Phacoemulsification.

S.P.S. GREWAL

The Course Aims to Provide Cataract Surgeons with Knowledge from Real Life Scenarios on Techniques and Tools for Successfully Performing Phacoemulsification in Patients with Dense Brunescent Cataracts. the Course Shall Discuss Preoperative Evaluations Including Considerations for Biometry in Such Patients. the Course Shall Cover Pearls for Safeguarding the Cornea and Optimising Energy During Phacoemulsification, and Also Elaborate on Tools Such as Various Ovd's, Nuclear Fragmentation Devices and FLACS for Hard Cataracts. the Training Will Be Imparted with High Quality Videos of Surgeons Performing Surgery on Brunescent Cataracts and Handling Various Challenges and Complications That Can Accompany Such Difficult Cases.

1. **15:00** - Identifying Pitfalls Preoperatively in Brunescent Cataracts (15 mins)
2. **15:15** - How to Crack the Hardest Ones - Pearls of Wisdom (15 mins)
3. **15:30** - Submarine Chop for the Rock Hard Cataracts (15 mins)
4. **15:45** - FLACS is still Relevant for Brunescent Cataracts (15 mins)
5. **16:00** - Mastering the Miloop Nuclear Fragmentation Device (15 mins)

Panel Discussion :- (15 Mins)

Date :	03-04-2025
Time :	15:00-16:30
Hall :	Amaltas Hall - B101 B

: Jayanand URKUDE
: Jagat RAM
: Pradip Kumar MOHANTA
: S.P.S. GREWAL
: Sartaj GREWAL

IC443 - Success lies in Broca's Area - Communication Pearls for Successful Clinical Practice

Krishna Prasad R. [K06434]

Date :	03-04-2025
Time :	15:00-16:30
Hall :	Brahmkamal Hall - Auditorium A

Barriers in Patient Doctor Communication Leads to Patient Dissatisfaction, Despite Adequate Clinical Quality. Hurried Consultation with Reduced Human Element, Use of Confusing Jargon and Poor Vocabulary Often Leads in Conflicts and Stressed Patient Doctor Relationship. Lack of Empathy While Breaking Bad News Can Often Escalate Tension and Can Result in Mistrust. Importance of Training Young Doctors in Communication and Soft Skills Cannot Be Overemphasized. Presence of Mind , Subtle Sense of Humor and Right Usage of Words Can Result in a Happy and Grateful Patient. This Instruction Course Aims at Discussing all Aspects of Communication Goofups Threadbare and Suggest Remedial Measures.

- | | |
|--|-------------------------|
| 1. 15:00 - Tracing the Roots of Bad Communication (10 mins) | : Kirti SINGH |
| 2. 15:10 - Communication in Cataract Surgery Situations (10 mins) | : Krishna Prasad R. |
| 3. 15:20 - Breaking the Bad News (10 mins) | : Madhav Dinkar AMBEKAR |
| 4. 15:30 - Sense of Humour and Wit in Clinical Communication (10 mins) | : Quresh B. MASKATI |
| 5. 15:40 - Communication Pearls for Post Graduates (10 mins) | : Deepti P. |
| 6. 15:50 - Communication in Refractive Surgery (10 mins) | : K V SATYAMURTHY |
| 7. 16:00 - Communication Goof Ups in OPD (10 mins) | : H.M. RAVINDRANATH |

Panel Discussion :- (5 Mins)

Guest Talk - Arun SETHI: Ambulatory Surgical Centers Stand Alone Vs Corporate Vs Non Profit (10 Mins)

DAY 01 - THURSDAY

[ADES Symposium] Recent Advances in the Diagnosis, Pathophysiology, and Management of Dry Eye in Asia

Chairs : Neha KAPUR, Zuguu LIU, Hungwon TCHAH

Date :	03-04-2025
Time :	15:00-16:30
Hall :	Parijat Hall 201

Dry eye is very common ocular surface disease worldwide, and research on dry eye is constantly ongoing in many Asian countries. In this in-depth session, Members of the Asia Dry Eye Society will present and discuss Advances in the Diagnosis, Pathophysiology, and Management of Dry Eye in Asia, in order to help build a broader understanding of the disease.

- | | |
|---|-----------------|
| 1. 15:00 Clinical Use of Clear Rebamipide Eye Drop - 12 Mins | : Hungwon TCHAH |
| 2. 15:12 Meibomian Gland Dysfunction Related to Chronic Sleep Deprivation - 12 Mins | : Wei LI |
| 3. 15:24 Contact Lens Wear and Dry Eye - 12 Mins | : Yuichi HORI |
| 4. 15:36 Rethinking Dry Eye Treatment - 12 Mins | : Lingyi LIANG |
| 5. 15:48 Ocular Surface Gene Expression in Cicatrising Conjunctivitis and Its Relation to Clinical Severity - 12 Mins | : Hon Shing ONG |
| 6. 16:00 Uncharted Outcomes: Long-term Dry Eye Treatment - 12 Mins | : Shizuka KOH |

IC286 - Power Capsule in Learning Corneal Surgical Basics - VAST based approach

Date :	03-04-2025
Time :	15:00-16:30
Hall :	Kesar Hall 202

M. VANATHI

This Course Aims to Enhance Participant's Knowledge in the Various Procedures Involved in Corneal Practice, Primarily Updating the Audience on Various Management Strategies Along with Specifically Dealing with the Latest Developments. The Course Will Feature Corneal Interventions Common in General Ophthalmology Practice Related to Anterior Segment Clinics Along with Management Strategies and Will Highlight Practical Approaches to Common Clinical Queries in Keratitis, Ocular Allergy, Collagen Crosslinking (Cxl), Refractive Surgery, Neurotrophic Conditions and Microbial Keratitis. Interactive Panel Discussion and Question and Answers Session Will Be Useful for Audience Attending the Session.

- 15:00 - Basics in Collagen Cross Linking & Clinical Applications (6 mins) : Radhika TANDON
- 15:06 - Practice Pearls in Laser Vision Correction & Intracorneal Ring Segments (6 mins) : Rishi SWARUP
- 15:12 - Approach to Surface Ablation in Refractive Practice (6 mins) : Rajesh FOGLA
- 15:18 - Lenticule Addition Keratoplasty (6 mins) : M. VANATHI
- 15:24 - Approach to Corneal Hydrops, Intra-Tarsal Injections, Dmd Management (6 mins) : Sunita CHAURASIA
- 15:30 - Corneal Interventions - Intrastromal Injections, Corneal Biopsy, Tackling Corneal Neo-Vascularisation (6 mins) : Uma SRIDHAR
- 15:36 - Corneal Patches & Matches (6 mins) : Paras MEHTA
- 15:42 - Principles in Corneal Tear Repair (6 mins) : Shweta AGARWAL
- 15:48 - Amniotic Membrane Grafts in Corneal Practice (6 mins) : Sunita CHAURASIA
- 15:54 - Mastering Mmg in Lid Keratinisation- Indications & Technique (6 mins) : Neiwete LOMI

Panel Discussion :- (15 Mins)

Keynote Address - Sandeep JAIN: Novel therapies for treating Dry Eye Disease (10 mins)

IC579 - Errors to Expertise : Decoding Phacoemulsification Mistakes

Date :	03-04-2025
Time :	15:00-16:30
Hall :	Kumudini Hall 301

Om Parkash ROHIT

Our Instructional Course Will Showcase Comprehensive Analysis of Each Mistake Encountered During Phacoemulsification. Participants Will Learn to Identify Errors with Their Warning Signs, Understand the Impending Catastrophe, and Rectify Errors with Correct Decision Making Through Detailed Case Scenarios, Videos, and Panel Interaction. Course Will Cover Errors in Case Selection, Biometry, Incision, Capsulorhexis, Hydroprocedures, Fluid Dynamics, Nuclear Emulsification, Posterior Capsule Rupture and Complications, Vitrectomy, Irrigation and Aspiration, IOL Placement, and Post Operative Management. Errors in Managing Overly Soft Cataracts, Posterior Polar Cataracts, White Cataracts, Brunescant Cataracts, Subluxated Cataracts, and Pseudoexfoliation Syndrome Will Be Covered. Theoretical Concepts, Practical Applications, and Surgeons Root Cause Analysis Approach Will Show Problem Solving Skills and Help Turning Mistakes Into Valuable Learning Opportunities.

- 15:00 - Biometry and IOL Mishaps (12 mins) : Kumar DOCTOR
- 15:12 - Difficult Cataracts Made Easy (12 mins) : Gaurav LUTHRA
- 15:24 - How I Wish I Had Not Committed These Mistakes ! (12 mins) : Tushya Om PARKASH
- 15:36 - Posterior Capsule Rupture : Finding a Seamless Solution (12 mins) : Agarwal AMAR
- 15:48 - RCA of Mistakes During Phacoemulsification (12 mins) : Om Parkash ROHIT

Panel Discussion :- (13 Mins)

Keynote Address - David CHANG: Mistakes and Learnings in Phacoemulsification

[APSOPRS Symposium] Challenging Orbital Tumors: Expert Approaches and Multidisciplinary Management

Date :	03-04-2025
Time :	15:00-16:30
Hall :	Gulmohar Hall 302

Chairs : Kasturi BHATTACHARJEE, Usha SINGH, Hunter YUEN

Managing orbital tumors, located in an anatomically complex region with vital structures, often poses significant challenges in achieving successful outcomes without complications. This APSOPRS-sponsored course emphasizes the importance of thorough tumor analysis through ophthalmologic and radiologic exams, proper surgical approaches, and optimal postoperative care including adjuvant treatments. Effective management relies on a multidisciplinary approach, involving collaboration with medical oncologists, other specialized surgeons, radiologists, radiation oncologists, and pathologists. In this course, instructors representing APSOPRS will present representative cases to illustrate the characteristics and diagnosis of orbital tumors, offering participants the opportunity to discuss and understand effective management strategies.

- | | |
|---|-------------------------|
| 1. 15:00 Oncological Principles in the Management of Orbital Tumors - 10 Mins | : Santosh HONAVAR |
| 2. 15:10 Surgical Outcomes of Optic Nerve Sheath Tumors Salvaging the Globe - 10 Mins | : Kasturi BHATTACHARJEE |
| 3. 15:20 Management of the High-Flow Orbital Lesions - 10 Mins | : Kyung In WOO |
| 4. 15:30 Tales From the Crypt - 10 Mins | : Gangadhara SUNDAR |
| 5. 15:40 Surgical Resection and Reconstruction of Sino-Orbital Cancer - 10 Mins | : Ho-seok SA |
| 6. 15:50 Endoscopic Transorbital Surgery - 10 Mins | : Hunter YUEN |
| 7. 16:00 Application of Pathology in Orbital Disease - 10 Mins | : Timothy SULLIVAN |

Panel Discussion :- (10 Mins)

Rapid Fire Neuro-Ophthalmology Update Session

Date :	03-04-2025
Time :	15:00-16:30
Hall :	Javakusum Hall 303

Chairperson : Shaoying TAN, Sangeeta KHANNA

- | | |
|--|--|
| 1. 15:00 FP3151 - Etiology, Management and Visual Prognosis in Patients with Orbital Apex Syndrome – a Prospective Study
Chief & Presenting author : Shrutakirty PARIDA (S20252) | 8. 15:42 FP3158 - Retinal Neurodegeneration and Risk of Diabetic Retinopathy: a 4-Year Prospective Cohort Study
Chief & Presenting author : Huangdong LI |
| 2. 15:06 FP3152 - Vascular Modification After Trans-Sphenoidal Endoscopic Decompression for Suprasellar Tumor
Chief & Presenting author : Cheng-yung LEE | 9. 15:48 FP3159 - Neuroprotective Effects of Lycium Barbarum Glycopeptide in Neuromyelitis Optica Spectrum Disorders Associated Optic Neuritis
Chief & Presenting author : Shaoying TAN |
| 3. 15:12 FP3153 - Neuro-Ophthalmic Manifestations in Traumatic Brain Injury: a Hospital-Based Study
Chief & Presenting author : Jamuna GURUNG | 10. 15:54 FP3160 - The Temporal Dynamics of Pathological Profile and Functional Impairment in Neuromyelitis Optica Spectrum Disorders Associated Optic Neuritis
Chief & Presenting author : Shaoying TAN |
| 4. 15:18 FP3154 - Clinical Presentation of Carotid-Cavernous Fistula and Outcomes of Endovascular Balloon Embolization
Chief & Presenting author : Tayyaba MALIK | 11. 16:00 FP3161 - Correlation Between Retinal Nerve Fiber Layer (RNFL) Thickness and Severity of Cognitive Impairment in Parkinson's Disease Patients
Chief & Presenting author : Fadhilah WULANDARI |
| 5. 15:24 FP3155 - Efficacy and Safety of Gene Therapy for Leber Hereditary Optic Neuropathy (LHON) – a Systematic Review and Meta-Analysis
Chief & Presenting author : Michael HARTONO | 12. 16:06 FP3162 - Neuro-Ophthalmic Finding of Visual Snow Syndrome in East Asia
Chief & Presenting author : Hyun Jin SHIN |
| 6. 15:30 FP3156 - The Effect of Intravenous Atropine Bolus on Pupil Diameter in Patients Undergoing Cardioneuroablation
Chief & Presenting author : Magdalena FUTYMA - ZIAJA | 13. 16:12 FP3163 - Clinical Experience in Managing Diplopia Due to Sixth Nerve Palsy Using Fresnel Prisms
Chief & Presenting author : Mahar KHAN |
| 7. 15:36 FP3157 - Methanol-Induced Optic Neuropathy: Treatment and Outcomes of Case Series from the Singapore National Eye Centre
Chief & Presenting author : Eric JIN | 14. 16:18 FP3331 - Identification and Characterization of Differentially Expressed Circular RNAs in Extraocular Muscle of Oculomotor Nerve Palsy
Chief & Presenting author : Mingsu SHI |

IC102 - DMEK - Made Simple for the Beginners: Step-by-Step

SK BASAK

Date :	03-04-2025
Time :	15:00-16:30
Hall :	Champa Hall 304

The Incidence of Pseudophakic Corneal Edema/ Bullous Keratopathy is Increasing. We Also See Large Number of Fuchs' Dystrophy Cases, Because of Better Diagnostic Tools. so, We Have to Do Lots of Endothelial Keratoplasty (Ek). Descemet Membrane Endothelial Keratoplasty (DMEK) is Now Preferable Over Dsek/dsaek Because It is Perfectly Anatomical with Faster Rehabilitation and with 20/20 Vision in Most Cases. but Learning Curve of Dmek is Relatively Steep. This Video-Assisted Instruction Course Will Highlight Dmek Step-By-Step and In-Depth. It Includes: Donor Dm-Roll Preparation; Descemet Scoring and Stripping; Donor Insertion Techniques and Unfolding; and Air Management, Etc. It Will Also Deal with Case Selections; Indications, Contraindications, Complications with Their Management. At the End of the Course, the Attendee Will Learn Dmek Procedures Step-By-Step in a Simplified Manner Which is Relevant to Indian Scenario.

- | | |
|--|---------------------|
| 1. 15:00 - Introduction, Case Selection and Work up in DMEK (10 mins) | : Soham BASAK |
| 2. 15:10 - DM-Graft Preparation and DMEK Basics: Step-By-Step (20 mins) | : SK BASAK |
| 3. 15:30 - Different Insertion Techniques in Dmek and Unfolding of Graft (15 mins) | : Rajesh FOGLA |
| 4. 15:45 - IOCT Guided DMEK (15 mins) | : Namrata SHARMA |
| 5. 16:00 - Complications and Management in DMEK (15 mins) | : Revathi RAJARAMAN |
| Panel Discussion :- (15 Mins) | |

Guest Talk - Pashtaev A: Femtosecond laser-assisted Posterior Lamellar Keratoplasty - 10 mins

DAY 01 - THURSDAY

IC1011 - Angle-Closure Glaucoma in the Young: Exploring the Unexplored

Shikha GUPTA

Date :	03-04-2025
Time :	15:00-16:30
Hall :	Neelkamal Hall 305

- | | |
|---|--------------------|
| 1. 15:00 - Management Options and Outcomes of Angle Closure Glaucoma in Young (12 mins) | : Shikha GUPTA |
| 2. 15:12 - Genetics of Angle Closure Glaucoma in the Young: The Indian Context (12 mins) | : Viney GUPTA |
| 3. 15:24 - Plateau Iris in Angle Closure Among the Young (12 mins) | : Monisha NONGPIUR |
| 4. 15:36 - Genetics of Angle Closure Glaucoma and Nanophthalmos: The Singaporean Context (12 mins) | : Tin AUNG |
| 5. 15:48 - Differences Between Angle Closure Glaucoma in the Young Versus the Late-Onset Angle Closure Glaucoma (12 mins) | : X SUN |
| 6. 16:00 - Angle Closure Glaucoma in the Young and Retinal Dystrophies: What Is the Association (12 mins) | : Liu XING |

Rapid Fire Pediatric Ophthalmology and Strabismus Update Session (1)

Chairperson : Amar PUJARI, Donny SUH, Miho SATO

Date :	03-04-2025
Time :	15:00-16:30
Hall :	Suryamukhee Hall 401

- 15:00** FP3289 - Sporadic Orbital Burkitt Lymphoma in Paediatric Population: a Case Series and Review of the Literature
Chief & Presenting author : Mason BURNS
- 15:06** FP3290 - Is Surgical Intervention Avoidable in Congenital Nasolacrimal Duct Obstruction (CNLDO)?
Chief & Presenting author : Sameera IRFAN (I15675)
- 15:12** FP3291 - Multimodal Imaging Assisted Surgery in Traumatic Strabismus
Chief & Presenting author : Amar PUJARI (P19120)
- 15:18** FP3292 - Epi-Off Conventional Versus Accelerated Corneal Collagen Crosslinking for Progressive Keratoconus in Children
Chief & Presenting author : Ashok SHARMA (A04284)
- 15:24** FP3293 - Combine Extraocular Muscle Fenestration with Jensen Technique in Management of Chronic Sixth Nerve Palsy
Chief & Presenting author : Thi Thu Hang TRAN
- 15:30** FP3294 - The Use of Perceptual Learning to Improve Vision Patients with Congenital Nystagmus – a Prospective Open Label Randomized Controlled Clinical Study
Chief & Presenting author : Yair MORAD
- 15:36** FP3295 - Surgical Outcome of Unilateral Lateral Rectus Recession with Medial Rectus Resection in Management of Exotropia
Chief & Presenting author : Tariek ALDOAIS
- 15:42** FP3296 - Comparison Between Unilateral Lateral Rectus Recession and Medial Rectus Resection Vs Bilateral Lateral Rectus Recession in Exotropia in Tertiary Eye Hospital
Chief & Presenting author : Sidratul Muntaha NAZNIN
- 15:48** FP3297 - The Relationship Between Small-Angle Intermittent Exotropia and Myopia Progression in Adolescents, and the Effect of Exotropia Surgery on Myopia
Chief & Presenting author : Yunyun WANG
- 15:54** FP3298 - The Prevalence of Different Types of Strabismus in Strabismic Yemeni Patients
Chief & Presenting author : Saema AL-HADHRAMI
- 16:00** FP3299 - Pediatric Third Nerve Palsy – Clinical and Demographic Profile of Patients Presenting to a Tertiary Care Center in South INDIA
Chief & Presenting author : Lubhavni DEWAN (MEM20211225)

DAY 01 – THURSDAY

IC381 - When the going gets tough in Glaucoma Surgery

George Ronnie J.

Date :	03-04-2025
Time :	15:00-16:30
Hall :	Moulshree Hall 402

The Glaucoma Surgeon Often Has to Perform Surgery in Complex Disease Conditions Requiring Additional Techniques or Special Precautions. These Include Not Only Primary and Secondary Glaucoma but Also Sequelae of Surgery or Trauma. These Surgeries Require a Thorough Understanding of the Pathology and the Rationale for Different Surgical Techniques. This Course Will Provide a Step by Step Approach in Handling These Difficult Situations. the Surgical Options and Appropriate Choice of Surgery in Different Clinical Scenarios Will Be Discussed. the Speakers Are Experts in the Field Who Will Provide Video Assisted Demonstrations of the Surgical Techniques and Practical Tips in Handling These Difficult Situations.

- 15:00** - Glaucoma in Post Keratoplasty Eyes: Surgical Options (11 mins) : **Trupti PATIL**
- 15:11** - Glaucoma Surgery in Post VR Surgery Glaucoma (11 mins) : **Maneesh SINGH**
- 15:22** - Managing Aqueous Misdirection Syndrome (11 mins) : **Baskaran MANI**
- 15:33** - Surgery in Nanophthalmic Eyes (11 mins) : **George Ronnie J.**
- 15:44** - Managing Cyclodialysis Clefts with Hypotony (11 mins) : **Parikh Rajul S.**

Panel Discussion :- (15 Mins)

Guest Talk - Ganesh RAMAN: SLT (Selective Laser Trabeculoplasty): what one need to know!

[ICO Symposium] Cutting-Edge Trends in Eye Disease Management

Chairs : Ava HOSSAIN, Ivo KOCUR, S NATARAJAN

Date :	03-04-2025
Time :	15:00-16:30
Hall :	Kaner Hall 403

Learn the latest about current approaches and future trends in managing cataract, glaucoma and diabetic retinopathy, keep abreast of the use of artificial intelligence in eye care, get informed about trends in eye care disease and eye care personnel needs, and hear about the latest from the World Health Organization and the International Council of Ophthalmology to enhance your practice.

- | | | |
|----------|---|-------------------------|
| 1. 15:00 | ICO's Role in Enhancing Excellence in Eye Care - 8 Mins | : Ivo KOCUR |
| 2. 15:08 | Update From WHO – Key Eye Care Initiatives and Products - 8 Mins | : Alarcos CIEZA |
| 3. 15:16 | Revolutionizing Ophthalmology: Digital Innovation and AI - 8 Mins | : Tetsuro OSHIKA |
| 4. 15:24 | Strategies and Activities in Preventing Blindness in Bangladesh by 2030 - 8 Mins | : Ava HOSSAIN |
| 5. 15:32 | Securing Access to Eye Care: Experience in Retaining Ophthalmologists in the Upcountry of Thailand - 8 Mins | : Wanicha CHUENKONGKAEW |
| 6. 15:40 | New Trends in Glaucoma Management - 8 Mins | : Ningli WANG |
| 7. 15:48 | Normal Tension Glaucoma: Evidence Based Risk Factors and Treatment Strategies - 8 Mins | : Ki Ho PARK |
| 8. 15:56 | Road to Diabetic Blind Free World - 8 Mins | : S NATARAJAN |

DAY 01 – THURSDAY

Innovations in Resident Education

Chairs : Karl GOLNIK, Mingzhi ZHANG, Meenakshi SWAMINATHAN

Date :	03-04-2025
Time :	15:00-16:30
Hall :	Mogra Hall 404 A

Innovations in Resident Education

Resident education techniques and methods continue to evolve towards a student-centered emphasis and individualization based on student needs. This symposium will explore teaching innovations such as the flipped classroom, new technology, artificial intelligence and social media. Participants should gain the ability to employ effective, engaging and innovative methods of resident education.

- | | | |
|----------|--|-------------------------|
| 1. 15:00 | Flipped Classroom for Ophthalmology Teaching: A Randomized Trial - 10 Mins | : Poemen CHAN |
| 2. 15:10 | Aravind's Flipped Classroom - 10 Mins | : Venkatesh PRAJNA |
| 3. 15:20 | AI to Facilitate Teaching and Assessing - 10 Mins | : Karl GOLNIK |
| 4. 15:30 | Technology to Teach - 10 Mins | : Prashant GARG |
| 5. 15:40 | Leveraging Social Media to Educate - 10 Mins | : Meenakshi SWAMINATHAN |
| 6. 15:50 | Planning Medical Education Events With AI - 10 Mins | : Ana PALIS |

[APAO-AAO-SAO Joint Symposium] What's New in 2024 in Ophthalmic Research

Chairs : R.V. Paul CHAN, Vishal JHANJI, Radhika TANDON

Date :	03-04-2025
Time :	15:00-16:30
Hall :	Mogra Hall 404 B

In 'What's New in Ophthalmic Research', presenters will discuss the latest advances in the field of ophthalmology. They will discuss the ongoing developments in our quest to produce bioengineered corneal tissues and the surgical outcomes of Gore Artificial Cornea Device. Presenters will also outline the expanding role of AI in ophthalmology and its practical applications in diagnosis and management of complex ocular diseases, as well as gene therapy and its potential for treating the previously untreatable genetic diseases in ophthalmology.

- | | |
|---|--------------------|
| 1. 15:00 - Stem Cell Solution for Corneal Transplant - 10 Mins | : Virender SANGWAN |
| 2. 15:10 - AI Revolution in Ophthalmology - 10 Mins | : John CAMPBELL |
| 3. 15:20 - Stem Cell Therapy in Ophthalmology - 10 Mins | : Rajani BATTU |
| 4. 15:30 - Hypersonic Vitrectomy – Recent Advances in VR Surgery - 10 Mins | : Shorya AZAD |
| 5. 15:40 - Predictive Systemic Health Analytics From Retinal Images - 10 Mins | : Rajiv RAMAN |
| 6. 15:50 - Bioengineered Cornea - 10 Mins | : Radhika TANDON |

Update - What After Residency? Fellowships, FRCS, FRCOPHTH, Training Abroad and Career Options

Devendra VENKATRAMANI

Date :	03-04-2025
Time :	15:00-16:30
Hall :	Kadamb Hall 405

After residency, newly-minted ophthalmologists are faced with a plethora of options - fellowships in India, international examinations, private practice, or further international training. One may find it difficult to choose the right career path. This instruction course simplifies matters for trainees: from maximising their training by accessing the right resources, foreign qualifying exams, observerships overseas, the options beyond ophthalmology, and how to choose what's best for you. The course takes the form of a panel discussion. The panelists are from premier ophthalmology institutes across the country and are actively involved in ophthalmology education, with in-depth knowledge on the topics allotted to them.

In its 8th consecutive year, this course not only analyses the benefits of each career path, but also objectively discusses how to maximise the opportunities available, making it a unique course that every young ophthalmologist must attend.

- | | |
|--|--------------------------------|
| 1. 15:00 - Nuts and Bolts of FRCS - 10 Mins | : Devendra VENKATRAMANI |
| 2. 15:10 - ICO, FAICO and Sub-specialty fellowship exams – Is it necessary? - 10 Mins | : Pranita SAHAY |
| 3. 15:20 - FRCOPHTH (London) - When to start and how to excel - 10 Mins | : Devesh KUMAWAT |
| 4. 15:30 - Resource options for training in Ophthalmology - 10 Mins | : Parthoprattim Dutta MAJUMDER |
| 5. 15:40 - Entering Fellowship - what Course Directors look for - 10 Mins | : Meenakshi SWAMINATHAN |
| 6. 15:50 - Surgical training opportunities abroad - 10 Mins | : Akshay NAIR |
| 7. 16:00 - Way Forward after FRCOPHTH | : Saurabh JAIN |
| 8. 16:10 - Career options beyond Ophthalmology - 10 Mins | : Rashmin GANDHI |
| 9. 16:20 - Keynote Address : Microenvironment in the Aqueous Humor and Bleb-related Endothelial Decompensation (10 mins) | : Takefumi YAMAGUCHI |

Keynote Address - Takefumi Yamaguchi: Microenvironment in the Aqueous Humor and Bleb-related Endothelial Decompensation (10 mins)

[APVRS Symposium] Vitreo-Retinal Surgeries for Ocular Surgery Complications

Chairs : Manisha AGARWAL, Andrew CHANG, Timothy LAI

Date :	03-04-2025
Time :	15:00-16:30
Hall :	Palash Hall - Grand Ball Room A

In this session sponsored by the Asia-Pacific Vitreo-retina Society (APVRS), leading experts from the Asia-Pacific region will provide comprehensive updates on the roles of vitreo-retinal surgeries in managing various complications following ocular surgeries. Topics will include endophthalmitis, dislocated intraocular lens, suprachoroidal haemorrhage, malignant glaucoma, retained heavy liquid and post-cataract surgery retinal detachment.

- | | |
|--|-----------------------|
| 1. 15:00 Endophthalmitis Vitrectomy - 10 Mins | : Andrew CHANG |
| 2. 15:10 Surgeries for Dislocated IOL - 10 Mins | : Mary HO |
| 3. 15:20 Suprachoroidal Hemorrhage Drainage - 10 Mins | : Manisha AGARWAL |
| 4. 15:30 Management of Malignant Glaucoma - 10 Mins | : Marie Joan LOY |
| 5. 15:40 Management of Retained PFCL - 10 Mins | : Manoharan SHUNMUGAM |
| 6. 15:50 Managing Dark Side of Clear Vision: RD After Cataract Surgery - 10 Mins | : Sangeet MITTAL |

DAY 01 – THURSDAY

Refractive Lenticule Extraction: Recent Progress and New Surgical Techniques

Chairs : Marcus ANG, Sheetal BRAR

Date :	03-04-2025
Time :	15:00-16:30
Hall :	Palash Hall - Grand Ball Room B

Refractive lenticule extraction, initially known in general under the term SMILE incision lenticule extraction, is now performed with a variety of technologies which basically do the same: create a refractive lenticule that once explanted from the cornea leads to an adequate emmetropic outcome. During this session, the different modalities of refractive lenticule extraction will be presented according to the different technologies and their outcomes and technical characteristics.

- | | |
|---|----------------------|
| 1. 15:00 History and Evolution of Kerato-Lenticule Extraction (KLEX) Techniques - 12 Mins | : Chi-chin SUN |
| 2. 15:12 Debate: SMILEPro Is the Future of KLEX - 12 Mins | : Aanchal GUPTA |
| 3. 15:24 Debate: CLEAR Is the Future of KLEX - 12 Mins | : Ramya SAMPATH |
| 4. 15:36 Debate: SILK Is the Future of KLEX - 12 Mins | : Rohit SHETTY |
| 5. 15:48 Debate SMARTSIGHT Is the Future of KLEX - 12 Mins | : Raoul Paolo HENSON |
| 6. 16:00 Future of Kerato-Lenticule Extraction (KLEX) - Will It Replace LASIK? - 12 Mins | : Jodhbir MEHTA |

Cells Talk: Innovations in Cell-Based Ophthalmology

Chairperson : Arka GHOSH
Co- Chairperson : Lalit VERMA
Moderator : Namrata SHARMA, Dr. Rohit SHETTY
Panelists : Radhika TANDON, Sangwan Virender S., Kumaramanickavel Ananth BHANDARY, Edwin JAMES, Swaminathan SETHU

Date :	03-04-2025
Time :	15:00-16:30
Hall :	Palash Hall - Grand Ball Room C

Session Outline: Welcome & Introduction

- | | |
|---|---|
| 1. 15:00 - Translational Research in Ocular Surface - 8 min | : Virendra Sangwan S |
| 2. 15:08 - Cells Talk! Live Walk with the Cell from The GROW Lab - 15 min | : Arka GHOSH,
POORNACHANDRA,
Rohit SHETTY,
Swaminathan SETHU |
| 3. 15:23 - Bioengineering the Cornea - 8 min | : Radhika TANDON |
| 4. 15:31 - Genetics & Gene Therapy in Clinics - 8 min | : Pooja KHAMAR |
| 5. 15:39 - Macrophages at the Retina in Diabetic Retinopathy - 8 min | : Dhanashree RATRA |
| 6. 15:47 - Ocular Surface Stem Cells in Therapy - 8 min | : Sayan BASU |
| 7. 15:55 - New Biological Findings in Treating Retinal Diseases Speaker - 8 min | : Thirumalesh M. B |
| 8. 16:03 - Mitochondria and Wound Healing Speaker - 8 min | : P. Sundaresan |

Q&A & Closing Remarks

Discussion: 2 min

16:25

Keynote Address - Rajat AGARWAL: Optogenetics ... The New Gene therapy for RP (10 mins)

Tamil Nadu Ophthalmic Association

Chairperson : Mohan RAJAN
Moderator : Sriram GOPAL

Date :	03-04-2025
Time :	15:30-16:45
Hall :	Trade Room 1

Each Talk is 08 Mins with 2 Mins Discussion

S.No	Topic	Speaker
1.	15:30 - Biometry Updates	: S Jeyanthan
2.	15:38 - Updates in Management of Ectatic Corneal Disorders	: Sujatha MOHAN
3.	15:46 - Keyperformance Indicators in Cataract Surgery	: T Nirmal FREDRICK
4.	15:54 - OSD and Its Implications on Refractive Outcome and Quality of Vision	: Atheek Shaik HAMEED
5.	16:02 - Why Presbyond	: Arulmozhi VARMAN
6.	16:10 - Whats New in Medical Management of Glaucoma	: Sathian NAGAMALAI
7.	16:18 - Current Trends in Management of Progressive Myopia	: Meenakshi SWAMINATHAN

Odisha State Ophthalmological Society

Chairman : Srimanta BEHERA
Co Chairman : Pattanayak SABYASACHI
Coordinator : Patra Samir KUMAR
Moderator : Sharmistha BEHERA

Date :	03-04-2025
Time :	15:30-16:45
Hall :	Trade Room 2

Total time 75 mins, Discussion 20 mins

Exploring Newer Frontiers(5 Mins Each)

S.No	Topic	Speaker
1.	15:30 Tips to Optimize the Outcome of Toric IOLS	: Nanda Ashok KUMAR
2.	15:35 Integretion of 4 Modern IOL Calculation Formulae to Plan Premium Cataract Surgery- a Novel Approach	: Anurag MISHRA

Make Odisha Proud (5mins Each)

3.	15:40 Great Achievements Comes with Self Believe	: Sujata DAS
4.	15:45 The ROP Care Model in Odisha:why is It Unique?	: Tapas PADHI
5.	15:50 Double Peak Sign- an Ultrasonographic Innovation in White Cataract Management	: Bhagabat NAYAK

Drtp Das Laurels: Ongoing Projects (5 Mins Each)

6.	15:55 Journey of Tribal Odisha Eye Disease Study- Toes	: Debasmita MAJHI
7.	16:00 Light at the End of Tunnel-Genetherapy for Rp	: Santosh MAHAPATRA
8.	16:05 Sunetra -the First Universal Eye Health Programme in Odisha	: Ravindra Kumar CHOWDHURY

Young Odisha (5mins Each)

9.	16:10 Scope of Endothelial Keratoplasty in Private Practice	: Praveen SUBUDHI
10.	16:15 Role of Diet & Vitamins in Management of Amd	: Chitaranjan MISHRA
11.	16:20 Cornea Neurotization:a Step Ahead	: Smruti Rekha PRIYADARSHINI

Chandigarh Ophthalmological Society

Five Lessons Learnt Over the Years

Date :	03-04-2025
Time :	15:30-16:45
Hall :	Trade Room 3

Each talk is 7 mins

S.No	Topic	Speaker
Introduction by Prof Amit Gupta		
1.	15:30 Lessons on Managing Retinopathy of Prematurity	: M R DOGRA
2.	15:37 Lessons on Paediatric Cataract Management	: Jagat RAM
3.	15:44 Lessons on Oculoplastic Disorders	: Usha SINGH
4.	15:51 Lessons on Retinal Disorders	: Vishali GUPTA
5.	15:58 Lessons on Corneal Imaging	: Chintan MALHOTRA
6.	16:05 Lessons on Refractive Surgery	: Amit GUPTA
7.	16:12 Lessons on Medical Management of Glaucoma	: Suresh KUMAR
8.	16:19 Lessons on Surgical Management of Glaucoma	: S S PANDAV
9.	16:26 Lessons on Strabismus Management	: Jaspreet SUKHIJA
10.	16:33 Lessons on Neurophthalmic Disorders	: Parul ICHHPUJANI

DAY 01 – THURSDAY

Uttarakhand Ophthalmological Society

Current Ophthalmology in the Multiverse

Chairperson :	B.K. OLI, Vinod Kumar ARORA, Gaurav LUTHRA, Satanshu MATHUR, Sanjeev Kumar MITTAL
Co- Chairperson :	Renu DHASMANA, Tarannum SHAKEEL, Saurabh LUTHRA
Moderator :	Vipul ARORA

Date :	03-04-2025
Time :	15:30-16:45
Hall :	Trade Room 4

Each talk is 8 mins

S.No	Topic	Speaker
1.	15:30 "Mission Impossible" - IOL Exchange Made Easy	: Satanshu MATHUR
2.	15:38 "Armageddon" - Advanced Surface Ablation	: Vinod ARORA
3.	15:46 "From Darkness to Light" - Corneal Cross-Linking Newer Protocols	: Gaurav LUTHRA
4.	15:54 "Under Pressure" - Yoga Techniques for Control of IOP in POAG: a Prospective Clinical Trial	: Sanjeev K MITTAL
5.	16:02 "The Stubborn Itch" - Vernal Keratoconjunctivitis an Update	: Tarannum SHAKEEL
6.	16:10 "X-Files" Cataract Surgery: Difficult Case Scenarios	: Vipul ARORA
7.	16:18 "Anti-VEGF Conundrum Demystified" in Dme	: Renu DHASMANA
8.	16:26 "Crater" - Third Eye & Third Hand in Macular Hole Surgery	: Saurabh LUTHRA

FREE PAPER

Pediatric Ophthalmology - II + Semi Finals

Chairperson : Subhash DADEYA, Leila MOHAN
Co-Chairperson : Shailesh G.M.
Convenor : Renu GROVER
Co-Convenor : Munish DHAWAN
Moderator : Manjushree BHATE, Abhijit RASAL

Date :	03-04-2025
Time :	15:30-16:45
Hall :	Trade Room 5

Each free paper is 5 mins

- 15:30** FP1613 - Comparison of Accommodation Lag in Myopia Using Mem Retinoscopy and Open Field Autorefractometer
Chief & Presenting author : Sahithya BHASKARAN (B16474), Shashikanth SHETTY, Gayathri BALAKRISHNAN
- 15:36** FP1894 - Comparison of Retinal Microcirculation Using OCTA in Anisometropic Amblyopia and Anisometropia
Chief & Presenting author : PRIYADARSHINI (P29575), Keerthi M KARTHA, Suruthi NAGARAJAN, Rajesh Prabu V
- 15:42** FP2173 - Critical Appraisal of Use of Retro Pupillary IRIS Claw Lens in Children
Chief & Presenting author : Karthika R CHANDRAN (K22776), Soveeta Souravee RATH, Shailja TIBREWAL
- 15:48** FP2251 - Studying Effects of Myopia Control Treatment in Progressing Myopes in Indian Pediatric Population
Chief & Presenting author : Jyoti MATALIA (M10661), Pratibha PANMAND, Sheetal Achyut MUNDE
- 15:54** FP2256 - Outcome of Cataract Surgery in Paediatric Myopic Population
Chief & Presenting author : Aswin P , Sumita AGARKAR
- 16:00** FP2322 - Efficacy of Low Dose Atropine(0.01%) in Delaying Progression of Myopia in Fast and Slow Progressors
Chief & Presenting author : Arshi SHIKARI (A17210), Suma GANESH, Soveeta Souravee RATH, Shailja TIBREWAL
- 16:06** FP2340 - Genotype-Phenotyping of Indian CFEOC Cohort with Imaging Correlations & Management Strategies
Chief & Presenting author : Shweta CHAURASIA (S16093), Surishti RAJ, Jaspreet SUKHIJA
- 16:12** FP2344 - Choroidal Thickness(ct) in Children with Amblyopia - a Pilot Study in North-Eastern INDIA
Presenting author : Satyen DEKA (D07136) , Chief author : Nilutpal BORAH
- 16:18** FP2383 - Mek Inhibitors : Revolutionary for Treating Orbital Neurofibromatosis (Nf1) in Children
Chief & Presenting author : Amrita SAWHNEY (S17593), Shaloo BAGEJA
- 16:24** FP2503 - Clinico-Demographic Characteristics of Moebius Syndrome (MBS) at Tertiary Care Centres
Chief & Presenting author : Vivekanand WARKAD (W11524), Virender SACHDEVA, Ramesh KEKUNNAYA

Vidarbha Ophthalmic Society (VOS) - Controversies in management of ocular Infections

Date :	03-04-2025
Time :	15:30-16:45
Hall :	Trade Room 6

Chairpersons :	Prashant Somesh AGNIHOTRI, Shubhangi BHAVE, Prashant BAWANKULE
Co- Chairpersons :	Gopal ARORA, Shirish Vishwasrao THORAT, Rajesh JOSHI
Convenors :	Shon Vasant Rao CHINCHOLE, Rahul TIWARI
Moderators :	Atul KADHANE, Viral SHAH
Expert Panel :	N D Patil, Kulkarni AJAY, Shashank BANAIT, Subodh PUROHIT, Pankaj LANDE


1. **15:30** Paediatric Dacryocystitis and NLDO - 10 Min
2. **15:40** Masquerades of Orbit and Oculoplasty - 10 Min
3. **15:50** Peripheral Ulcerative Keratitis - Infectious and Non Infectious - 10 Min
4. **16:00** Infectious Scleral Abscess Management - 10 Min
5. **16:10** Presumed Ocular TB and Role of AKT - 10 Min
6. **16:20** Endophthalmitis Management - Early Intervention with Complete Vitrectomy - 10 Min
7. **16:30** Post Procedure Red Eye - 10 Min

- : Milind CHANGOLE**
: Gunjan RATHI
: Murtaza HUSSAIN
: Kavita Lohiya DANGRA
: Ambatkar Shamik ANIL
: Shamik Prafull MOKADAM
: Shilpi NARNAWARE

Panel Discussion :- (20 Mins)

DAY 01 – THURSDAY

The 5th Asia Pacific Society of Imaging in Ophthalmology (APOIS) Meeting
The 1st Tsinghua International Eye Symposium (TIES)



*Transforming Eye Care
with AI and Imaging*

Beijing, China Nov 7-Nov 9, 2025



APOIS-TIES 2025, Nov 7 – Nov 9 in Beijing

We are pleased to share with you that *the 5th Asia Pacific Society of Imaging in Ophthalmology (APOIS) Meeting* in conjunction with *the 1st Tsinghua International Eye Symposium (TIES)* will be held in Beijing, China, from *November 7th to November 9th, 2025*, under the theme of "*Transforming Eye Care with AI and Imaging*".

APOIS is an academic, scientific and professional society that facilitates collaboration between ophthalmologists and vision scientists in the region, with a focus on development and application of ocular imaging. **TIES** is a new high-level international platform based in Beijing, designed to foster academic collaboration and interdisciplinary innovation in ophthalmology.

This exciting event brings together leading experts, clinicians and researchers in our field from all over the world, to discuss the latest developments, share ground-breaking research, and explore new opportunities for improving ophthalmology and vision science in our region and beyond.

We look forward to your active participation and the valuable insights you will bring to this collaboration. Together, we can make a significant impact and drive forward the interdisciplinary collaboration.



The 40th Asia-Pacific Academy of Ophthalmology Congress
In Conjunction with
The 83rd Annual Conference of the All India Ophthalmological Society



DAY 2

4th APRIL – FRIDAY

(Blue color in table indicates International Program)



<https://www.facebook.com/AIOSSC>
<https://www.facebook.com/APAOphth/>



<https://aios-scientificcommittee.org/>
<https://apaophth.org/>



<https://www.youtube.com/@AIOSSC>
<http://video.apaophth.org/>

IC125 - Learn from the Masters: While Chopping, When The Cataract Doesn't Crack, What To Do?

Amit PORWAL

Date :	04-04-2025
Time :	08:00-09:30
Hall :	Brahmkamal Hall - Auditorium A

Current Clinical Practice Presents a Comparatively Younger Population Who Has an Inclination Towards Earlier Surgeries and Premium IOLS. with an Increase in Surgical Experience, with Reputation Often at Stake, Surgeons Incline Towards Safer Surgery with Due Consideration to Endothelium and Posterior Capsule Avoiding Aggressive Chopping. After a Good Rhexis, Nucleus Cracking Becomes the Cornerstone of a Successful Case. In Unprecedented Scenarios, the Nucleus Doesn't Crack Even in Experienced Hands.

Desperation to Crack Can Often Worsen the Scenario, Leading to Complications. How to Handle This and Come Out Smoothly? This Ic Will Be 100% Video Based Where Various Experienced Surgeons Will Show Their Practical Situations & How They Managed It. What to Do in Non-Cracking Soft, Hard, Hypermature, and Posterior Polar Cataracts and Also When Unable to Get a Crack in Stop N Chop and Direct Chop, Then How to Proceed, Will Be Showcased. Vital Pearls & Tips for Perfect Outcome Will Be Discussed.

- 08:00 - My Way of Dealing a Soft Cataract When It's Not Cracking (10 mins) : Naren SHETTY
- 08:10 - When I Am Not Able to Crack the Posterior Plate of a Hard Cataract - What Do I Do? (10 mins) : Minu M. MATHEN
- 08:20 - In My Direct Chop I Am Struggling and Not Able to Get a Good Crack - so How Do I Deal with It? (10 mins) : Chhillar Vir Vikram SINGH
- 08:30 - In My Stop Chop Technique I Was Not Able to Get a Good Crack - so How Do I Deal with It? (10 mins) : Amit PORWAL
- 08:40 - In Posterior Polar Cataract When I Am Not Supposed to Rotate, How Do I Deal / Crack? (10 mins) : J. S. TITIYAL
- 08:50 - How Do I Deal a Rotating Nucleus of a Hyper Mature Cataract When I Am Not Able to Crack (10 mins) : Haripriya ARAVIND
- 09:00 - When My Rhexis Has Extended or Torn and I Am Not Able to Get a Good Crack - How Do I Deal with It? (10 mins) : Krishna Prasad KUDLU

Panel Discussion :- (20 Mins)

Glaucoma Society Session

Chairpersons : P Sathyan PARTHASARATHI, Manish Shantilal SHAH,
Tuli DEVEN, Parikh Rajul S., SuneetaDUBEY

Date :	04-04-2025
Time :	08:00-09:30
Hall :	Amaltas Hall - B101 A

- The Hysterical Rebel Ridge - Corneal Hysteresis & the Corneal Biomechanics Conundrum in Glaucoma Diagnosis : Faisal TT
- Trabecular MIGS - Veracity, Hype, Impact and Road Ahead : Vanita Pathak RAY
- The Metronome In Morphometric Analysis Of Glaucoma - BMO MRW & Posterior Pole : Chandrima PAUL
- The Silent Sea Of Functional Progression Analysis - A Literature Review : Shefali PARIKH
- Laser Remodelling For First Line Management in POAG TMs? : Shibal BHARTIYA
- Scanning Laser Ophthalmoscopic Capturing Of The Fundus Architecture - Re-Defining Structural Matrix : Shweta TRIPATHI
- The Novel Electrophysiologist Tool Kit- PERG & PhNR- The New Ghost Busters : Baskaran MANI

IC44 - What Next Situations in cataract Surgery - It is different every time

Date :	04-04-2025
Time :	08:00-09:30
Hall :	Amaltas Hall - B101 B

Sreeni EDAKHLON

There Are Many Situations - Both Intra Operative and Postoperative - in Which Going Gets Extremely Tough for a Cataract Surgeon. These Include Nucleus Becoming a Bowl During Nucleus Emulsification, Inability to Separate the Posterior Plate of the Nucleus, Iatrogenic Zonular Dialysis, Posterior Capsular Tear During the Initial Stages of Phacoemulsification, Capsulorhexis Run Off in Cases of Planned Premium IOLS, Mishaps During IOL Implantation, Phaco Machine/microscope Stopping Working Midway Through the Surgery, Intraoperative Iridodialysis, Facing the Possibility of IOL Calculation Going Wrong (Status Post Refractive Surgery/asteroid Hyalosis/vitreous Opacity/ Combined Cataract and Vitreoretinal) and Meibomian Gland Dysfunction and Associated Symptoms Appearing After Cataract Surgery. In This Video Based Instruction Course a Few of the Most Experienced Cataract Surgeons in INDIA Will Be Demonstrating These Situations and They Will Be Elucidating the Techniques to Manage Them

- | | |
|---|----------------------------|
| 1. 08:00 - Nucleus Cheese Wires / Nucleus Gets Converted Into a Bowl During Phacoemulsification - What Next? (6 mins) | : Arup BHAUMIK |
| 2. 08:06 - Hard Leathery Nucleus - Posterior Plate Doesn't Separate- What Next? (6 mins) | : Y. UMESH |
| 3. 08:12 - Posterior Capsular Tear with Nearly Entire Nucleus in the Bag -What Next ? (6 mins) | : Prabhu Shanker M. |
| 4. 08:18 - Intraoperative Zonular Dialysis- What Next ? (6 mins) | : Arup BHAUMIK |
| 5. 08:24 - Intraoperative Iridodialysis- What Next ? (6 mins) | : Vivekanandan V R |
| 6. 08:30 - Premium IOL Planned - Capsulorhexis Runs Off to the Periphery- What Next ? (6 mins) | : Minu M. MATHEN |
| 7. 08:36 - IOL Damage / IOL Stuck in Cartridge/ IOL Flip During Implantation - What Next ? (6 mins) | : Sreeni EDAKHLON |
| 8. 08:42 - Facing the Possibility of IOL Calculation Going Wrong - WhatNext on the Ot Table ? (6 mins) | : Jagadeesh Kumar Reddy K. |
| 9. 08:48 - Instrument, Machine ,Microscope - Malfunction - What Next? (6mins) | : Kaushik MURALI |
| 10. 08:54 - Discomfort - Dry Eye Symptoms, Meibomian Gland Dysfunction - After Cataract Surgery- What Next ? (6 mins) | : M. VANATHI |

Panel Discussion :- (10 Mins)

Keynote Address - Hatem Ammar: Management severe capsular phimosis (10 Mins)

DAY 02 – FRIDAY

IC394 - Retina in systemic diseases- Be the Sherlock Holmes of clinical medicine

Gopal S. PILLAI

Date :	04-04-2025
Time :	08:00-09:30
Hall :	Brahmkamal Hall - Auditorium B

The Retina is a Unique Part of the Body Where Blood Vessels and Nerves Can Be Directly Observed Non- Invasively. Retinal Changes Often Provide Early Indicators of Systemic Diseases Such as Diabetes, Hypertension, and Autoimmune Disorders. Recognizing These Changes Can Lead to Early Diagnosis and Intervention, Potentially Preventing the Progression of These Systemic Conditions. Retinal Changes Can Serve as a Barometer for the Severity and Progression of Systemic Diseases. Monitoring Retinal Health Helps in Assessing the Effectiveness of Treatment and in Making Necessary Adjustments to the Management of the Systemic Disease.. Many Systemic Diseases, If Left Unchecked, Can Lead to Significant Retinal Damage and Subsequent Vision Loss. Understanding the Retinal Implications of Systemic Diseases Allows for Timely Interventions That Can Prevent Visual Impairment. This Ic Will Be Valuable for all Ophthalmologists and Even Postgraduates for Knowing the Retinal Changes in Systemic Diseases.

- | | |
|---|-------------------|
| 1. 08:00 - Introduction (5 mins) | : Gopal S. PILLAI |
| 2. 08:05 - Retinal Findings in Lifestyle Diseases (8 mins) | : G. MAHESH |
| 3. 08:13 - Retinal Findings in Cardiac and Neurological Diseases (8 mins) | : Neha GOEL |
| 4. 08:21 - Retinal Features of Systemic Autoimmune Diseases (8 mins) | : Reema BANSAL |
| 5. 08:29 - Retinal Findings in Systemic Infections (8 mins) | : Alok SEN |
| 6. 08:37 - Retina in Hematological Diseases (8 mins) | : Chaitra JAYADEV |
| 7. 08:45 - Retina in Inborn Errors of Metabolism in Children (8 mins) | : Anand VINEKAR |
| 8. 08:53 - Drug Side Effects in the Retina (8 mins) | : Gopal S. PILLAI |
| 9. 09:01 - Panel Discussion on Cases (10 mins) | : Gopal S. PILLAI |

Panel Discussion :- (1 Mins)

DAY 02 – FRIDAY

IC232 - The A to Z... of FLACS

Anurag MISHRA

Date :	04-04-2025
Time :	08:00-09:30
Hall :	Parijat Hall 201

Cataract Surgery Has Evolved Miles in the Recent Era. Femtosecond-Laser-Assisted Cataract Surgery(FLACS) Has Been a Recent Advancement. This is a Detailed Course Which Would Help Understand the Evolution of FLACS, the Different Machines Available and the Utility of the Technique in Various Types of Cataracts. We Will Discuss the Scientific Approach Taken by the Speakers in the Given Situation in Detail. We Will Also Have an Interesting Panel Discussion on Some Unique Cases and How We Can Best Handle Them. the Speakers Will Be Discussing Practical Tips in the Given Situations Giving the Delegates an Excellent Insight Into the Right Options Available. the Ultimate Intention of the Session Would Be to Impart a to Z of This Newer Technology in a Simplified Format.

- | | |
|--|---------------------|
| 1. 08:00 - In Hard Cataracts (10 mins) | : Arup Bhaumik |
| 2. 08:10 - In Ppcs (10 mins) | : Supriya Sriganesh |
| 3. 08:20 - In Small Pupils (10 mins) | : Gazal Patnaik |
| 4. 08:30 - In Soft to Moderate Cataracts (10 mins) | : Krishna Prasad R. |
| 5. 08:40 - The Machines - Evolutionary Details (10 mins) | : Anurag Mishra |

Panel Discussion :- (25 Mins)

IC610 - Phakic IOL: Learn it from the Masters

Purendra BHASIN

Date :	04-04-2025
Time :	08:00-09:30
Hall :	Kesar Hall 202

Phakic lens surgery has been and is a well-established and ever-evolving refractive surgery in the present times. Masters and Pioneers of Phakic Lens surgery come to share their experiences in this most sought-after video-assisted course. The experienced faculty is going to share the step-by-step approach for proper case selection, pre-operative workup, pearls for proper surgical technique, and meticulous postoperative care in an optimum and simple way. Because of its safety and excellent visual outcome, it is now a reliable and well-established refractive procedure. The attendees will be encouraged to ask questions from the faculty freely. All this will give the best patient satisfaction, enhancing their confidence in this surgery. The attendee will go back with confidence in the procedure and understand the minutest nuances of the technique. The course is being successfully conducted in AIOC.

- | | |
|--|----------------------|
| 1. 08:00 - Introduction of the course and overview of Phakic IOL (3 mins) | : Purendra BHASIN |
| 2. 08:03 - Preoperative Planning & Workup of Phakic IOL (10 mins) | : Purendra BHASIN |
| 3. 08:13 - The Correct Way to do ICL and Toric ICL (10 mins) | : Partha BISWAS |
| 4. 08:23 - Challenging situations of Phakic IOL (10 mins) | : D. RAMAMURTHY |
| 5. 08:33 - Intra-operative and early post-operative complications in Phakic IOL and their management (10 mins) | : Mahipal S. SACHDEV |
| 6. 08:43 - Long-term results and issues of Phakic IOL (10 mins) | : Sudhank BHARTI |
| 7. 08:53 - Experience of Presbyopic Phakic IOLs (10 mins) | : J. S. TITIYAL |

Panel Discussion : (12 mins)

Guest Talk - The Magnificent Versatile EDOF- The future of Cataract Surgery - Kamal Bandhu KAPUR (10 Mins)

[SAO Symposium] Ophthalmic Education

Chairperson : Rajvardhan AZAD

Date :	04-04-2025
Time :	08:00-09:30
Hall :	Kumudini Hall 301

The session deals with modern technology and techniques in vogue for deliverance of teaching, training and aptitude developments. With information and technology taking the driver's seat and social media playing an important role, more avenues have opened to impart education. The course has eminent speakers from the ophthalmic world and would definitely enrich the session with their vast experience.

- | | |
|---|---------------------|
| 1. 08:00 Telemedicine and Global Ophthalmology (10 Mins) | : Raba THAPA |
| 2. 08:10 Innovative Curriculum Development for Ophthalmology in Low-Resource Settings (10 Mins) | : Prashant GARG |
| 3. 08:20 Smart Class in ophthalmology: Tools and Benefits (10 Mins) | : Rupesh AGRAWAL |
| 4. 08:30 Use of Social Media Platforms in Ophthalmic Education (10 Mins) | : Rajvardhan AZAD |
| 5. 08:40 Fellowship Program Beyond Classroom (10 Mins) | : Gangadhara SUNDAR |

IC60 - A practical guide to Manage Corneal perforations: A case-based and video-assisted course!

Date :	04-04-2025
Time :	08:00-09:30
Hall :	Gulmohar Hall 302

Ashok SHARMA

Corneal Perforations Are Ophthalmological Emergencies Those Can Have Serious and Detrimental Outcomes. Corneal Perforations May Occur Following Infective, Neurotrophic, and Autoimmune Corneal Disorders. Corneal Perforations May Also Occur Following Trauma and Chemical Injuries. Referrals to the Tertiary Care Centres Indicate That Corneal Perforations Are Either Missed or Treated Inappropriately. Ophthalmologists Should Have High Index of Suspicion and Perform Seidel's Test to Detect Corneal Perforations Early. Choice of Treatment Option is Determined by the Size, Location and Underlying Aetiology of Perforation. Small and Medium Sized Corneal Perforations Are Amenable to Cyanoacrylate, Fibrin Glue and Amg. However, Patch Grafts, Conjunctiva Pedical Grafts and Therapeutic Grafts Are Needed for Large Perforations. Case Based Presentations Augmented with Videos of Techniques Will Give Attendees a Real Time Experience of Managing Corneal Perforations.

1. **08:00** - Aetiology, Clinical Diagnosis, Workup and Medical Treatment of Corneal Perforation 7 (7 mins) : **Ashok SHARMA**
2. **08:07** - Cyanoacrylate Adhesive in Treatment of Corneal Perforations: Basic Technique & Challenging Cases (10 mins) : **Ashok SHARMA**
3. **08:17** - Fibrin Glue and Amniotic Membrane Grafts for Treatment of Corneal Thinning and Corneal Perforations (10 mins) : **Chintan Singh (MALHOTRA)**
4. **08:27** - Management of Severe Corneal Thinning and Perforations in Advanced Puk Patients Using Banana-Grafts (10 mins) : **Amit GUPTA**
5. **08:37** - Management of Corneal Perforations in Severe Acute Chemical Injuries (10 mins) : **Tuhin CHOWDHURY**
6. **08:47** - Therapeutic Penetrating Keratoplasty for Management of Corneal Perforations (10 mins) : **Namrata SHARMA**
7. **08:57** - Conjunctival Pedicle Grafts in the Management of Corneal Perforations (10 mins) : **Arun Kumar JAIN**

Panel Discussion :- (23 Mins)

DAY 02 – FRIDAY

A Joint Session by:

Date :	04-04-2025
Time :	08:00-09:30
Hall :	Javakusum (303)

1. Current Training and Job Opportunities for Indian Ophthalmologists in United Kingdom : **Sanjay Choudhary**
2. Career Progression in Ophthalmology for Indian Ophthalmologists Already Employed in UK : **Alok Tekriwal**

Guest Talk - Optimizing Your Phaco System for Exceptional Surgical Outcomes (7 mins) Upsham Goel

IC131 - A Stitch In Time Saves Nine

Vaishali Abhaykumar VASAVADA

Date :	04-04-2025
Time :	08:00-09:30
Hall :	Champa Hall 304

This Practical, Video-Based Instruction Course Will Showcase Common Mishaps That Every Cataract Surgeon Faces. Each Speaker Will Showcase One Complication, and Follow It up with Remedial Measures to Avert the Disaster in Future; More so, the Speaker Will Also Show How the Surgical Outcome Can Be Salvaged When the Complication Occurs. at the End of the Course, the Attendee Will Go with Easily Implementable Tips That He / She Can Apply to Their Daily Practice and Help Achieve Consistent Outcomes.

- 08:00 - The Case of the Ubiquitous Incisional Descemet's Detachment (12 mins) : Vandana C. NATH
- 08:12 - Reigning in the Runaway Rhexis (12 mins) : Rohan MEHRA
- 08:24 - Nucleus Rotation – Tackling the Snag in Successful Phacoemulsification (12 mins) : Prakash CHOWDHURY
- 08:36 - Successfully Navigating a Posterior Polar Cataract with an Open Posterior Capsule (12 mins) : Tushya Om PARKASH
- 08:48 - Tackling the Misbehaving Iris (12 mins) : Gaurav LUTHRA
- 09:00 - When the Vitreous Mixes with the Aqueous – Tips for Anterior Vitrectomy in Posterior Capsule Rupture (12 mins) : Vaishali Abhaykumar VASAVADA

Panel Discussion :- (18 Mins)

IC148 - A Paradigm Shift in Initial Surgery for Primary Congenital Glaucoma

A. K. MANDAL

Date :	04-04-2025
Time :	08:00-09:30
Hall :	Neelkamal Hall 305

In Primary Congenital Glaucoma (Pcg), Standard Initial Treatment of Choice Such as Goniotomy or Trabeculotomy Opens Approximately 1/3rd of the Drainage Angle. Children Often Require Multiple Glaucoma Procedures to Obtain IOP Control. Ultimately, the 6-0 Prolene Suture Was Used to Traverse 360 Degrees of Schlemm's Canal with Improved Outcomes. However, This Surgery Was Found to Have Complications Such as Creation of a False Passage and Misdirected Suture. an Illuminated Microcatheter Now Enables Visualization of the Path Through Schlemm's Canal, Thereby Allowing Circumferential Trabeculotomy to Be Performed Safely and Provides Excellent IOP Lowering Results, with Minimal Complications. in Advanced Pcg, Distal Outflow Channel May Be Atrophied and Necessitates Addition of Trabeculectomy to Circumferential Trabeculotomy.

- 08:00 - Mimickers of Primary Congenital Glaucoma (10 mins) : Muralidhar RAMAPPA
- 08:10 - Diagnostic Evaluation of Primary Congenital Glaucoma (10 mins) : Debasis CHAKRABARTI
- 08:20 - Role of Genetics in Prognostication of Primary Congenital Glaucoma (10 mins) : Subhabrata CHAKRABARTI
- 08:30 - Abinterno Angle Surgery (10 mins) : Sushmita KAUSHIK
- 08:40 - Changing Trends in Initial Surgical Approach (10 mins) : A. K. MANDAL
- 08:50 - Newer Surgical Techniques and Outcomes (15 mins) : A. K. MANDAL

Panel Discussion :- (10 Mins)

Guest Talk - Advanced glaucoma and MMT (8 mins) Swati Singh

Medico Legal Symposium - New Criminal Law and Medical Profession

Date :	04-04-2025
Time :	08:00-09:30
Hall :	Suryamukhee Hall 401

Chairperson :	Deshpande Anant AWDHUTRAO
Co- Chairperson :	Quresh B. MASKATI
Convenor :	Manoj Chandra MATHUR
Moderator :	Prakash MARATHE
Panelists :	Deshpande A.A, Quresh MASKATI, Manoj Chandra MATHUR, Prakash MARATHE, Neha K DESHPANDE.

1. **08:00** General Understanding of New Criminal Law- 12 Min.
2. **08:12** Changes in New Criminal Law- 12 Min
3. **08:24** Management of Table Death in New Criminal Law- 12 Min.
4. **08:36** Effects of Litigation on Medical Profession- 12 Min.
5. **08:48** Psychological Effects on an Ophthalmologist in Litigation- 12 Min

Deshpande Anant AWDHUTRAO

Prakash MARATHE

Quresh MASKATI

Manoj Chandra MATHUR

Deshpande Neha KIRAN

Panel Discussion :- (20 Mins)

DAY 02 – FRIDAY

IC146 - Small Pupils, More than What Meets the Eye

Suven BHATTACHARJEE

Date :	04-04-2025
Time :	08:00-09:30
Hall :	Kaner Hall 403

This Video Based Course Will Provide Comprehensive Instructions on Strategies, Devices and Techniques to Tackle Pre Operative and Intraoperative Small Pupil in SICS, Phacoemulsification & Femto Phaco. Topics Will Include: Assessment of Small Pupil & Co-Morbidities, Pseudoexfoliation, Fluidics, Viscomydriasis, Iris Hooks, Pupil Expansion Rings (Malyugin) and New Pupil Expansion Rings (B-Hex). Stepwise Instructions for Each of These Devices Will Be Provided. Anticipation, Recognition and Management of Ifis Will Be Specially Emphasized. at the Conclusion of This Course, the Attendee Will Be Able to Distinguish the Elastic Small Pupil of Ifis from the Non-Elastic Small Pupil Due to Other Causes and Also Develop a Clear Strategy to Deal with a Non Dilating or Constricting Pupil with or Without a Floppy and Prolapsing Iris, with Judicious Use of Fluidics, Viscoelastics and Devices Like Iris Hooks and Rings.

- | | |
|---|------------------------------|
| 1. 08:00 - Non Device Options in Small Pupil (8 mins) | : J. S. TITIYAL |
| 2. 08:08 - Intraoperative Floppy Iris Syndrome (IFIS) (8 mins) | : Arup CHAKRABARTI |
| 3. 08:16 - Iris Hooks (8 mins) | : Sudeep DAS |
| 4. 08:24 - B-Hex & Other Pupil Expanders (8 mins) | : Suven BHATTACHARJEE |
| 5. 08:32 - Shallow Ac and Small Pupil (8 mins) | : Sourabh PATWARDHAN |
| 6. 08:40 - Pseudoexfoliation and Small Pupil (8 mins) | : Deepak MEGUR |
| 7. 08:48 - SICS in Small Pupil Eyes (8 mins) | : Minu M. MATHEN |

Panel Discussion :- (19 Mins)

Keynote Address - Magic of 4 Claw for Ac Reconstruction : Kiranjit SINGH (10 Mins)

IC313 - Reaching the Unreached - Ways and Means

Inder M. RUSTAGI

Date :	04-04-2025
Time :	08:00-09:30
Hall :	Mogra Hall 404 A

Cataract Blindness is Preventable. INDIA is a Vast Country Having Different Blindness Patterns. NGOS; Private Setups and Medical Colleges Are Involved Through Government Initiatives. but still, Lots of Effort is Needed. Where Are We and How to Achieve the Targets with Planning?

- | | |
|---|---------------------------|
| 1. 08:00 - Blindness and NGO Role (7 mins) | : Nalini COONER |
| 2. 08:07 - Bridging Gaps in Vision Care Through Public-Private Partnership in Ncr (7 mins) | : Kenshuk MARWAH |
| 3. 08:14 - Collaborative Models for Addressing Blindness; Different Approaches (7 mins) | : Manpreet KAUR |
| 4. 08:21 - Community Ophthalmology ..Now & Then (10 mins) | : Chand Singh DHULL |
| 5. 08:31 - Initiatives Under Npcb & vi for Cataract Blindness Interventionsin Haryana (7 mins) | : Hiteshi SAINI |
| 6. 08:38 - Low-Cost Affordable Eye Care and Blindness Control Through Community Outreach Programs in Haryana (8 mins) | : Manisha RATHI |
| 7. 08:45 - Raab Survey Results in Tribal Areas of Gujarat and Maharashtra States and Interventions (7 mins) | : Rohan Kumar CHARIWALA |
| 8. 08:52 - Reaching the Unreached Where Are We and What More is to Be Done (8 mins) | : Inder M. RUSTAGI |
| 9. 09:00 - Role of NGO and Private Setup in Blindness Control in Punjab (7mins) | : Kanwaljeet Harjot MADAN |

Panel Discussion :- (5 Mins)

Keynote Address - Prevalence of Ocular and Visual Abnormalities Following Symptomatic and Asymptomatic Congenital CMV Infection - Naomi TAN

DAY 02 – FRIDAY

IC101 - Mastering Endophthalmitis: Tackling the Loch Ness Monster

Kelkar Aditya SHREEKANT

Date :	04-04-2025
Time :	08:00-09:30
Hall :	Mogra Hall 404 B

Endophthalmitis, Though Infrequent, Poses a Significant Risk of Irreversible Eye Damage. This Course Explores Post-Cataract Surgery, Intravitreal Injection, and Traumatic Endophthalmitis Management. Prevention Strategies, Medicolegal Aspects, and Challenging Cases Will Be Discussed, Empowering Participants to Apply Insights in Their Clinical Practice.

- | | |
|--|---------------------------|
| 1. 08:00 - How to Prevent endophthalmitis (10 mins) | : Shishir VERGHESE |
| 2. 08:10 - Post Cataract Surgery Endophthalmitis (10 mins) | : Kelkar Aditya SHREEKANT |
| 3. 08:20 - Post Intravitreal Injection Endophthalmitis (10 mins) | : Maneesh BAPAYE |
| 4. 08:30 - Traumatic Endophthalmitis (10 mins) | : Vishal AGRAWAL |
| 5. 08:40 - Steps in Preserving Corneal Health in Endophthalmitis (10 mins) | : Namrata SHARMA |
| 6. 08:50 - Medicolegal Aspects of Endophthalmitis (10 mins) | : Shrinivas M. JOSHI |

Panel Discussion :- (10 Mins)

IC245 - Anterior Segment Imaging: Hidden Clues and Unseen Treasures

Mayuri B. KHAMAR

Date :	04-04-2025
Time :	08:00-09:30
Hall :	Kadamb Hall 405

Several Limitations Have Been Encountered with the Reference Standard of Gonioscopy for Angle Assessment. Anterior Segment Imaging Provides Noninvasive Quantitative and Qualitative Evaluation of Anterior Chamber Angle (ACA) as Well as Pathology Related to Sulcus and Ciliary Body. As-Imaging Has Been Shown to Have Performance in Angle Closure Detection Compared to Gonioscopy. Imaging Has Greater Reproducibility and Better Documentation. As-Imaging Enables Better Understanding of the Underlying Mechanisms of Angle Closure and Provides Useful Parameters for Risk Assessment and Possible Prediction of the Response to Laser and Surgical Intervention. Discussion with Illustrations Will Be Done for Identification of Various Landmarks & Parameters. Use of as Imaging for Visualisation of Intra Bleb Structures Will Be Discussed. Course Will Open the Third Eye Wherein Technology Meets Clinical Evaluation and Opens up Possibilities Towards Future of Glaucoma Management.

- | | |
|---|---------------------------|
| 1. 08:00 - Identification of Various ACA Landmarks and Quantification Using ASOCT (10 mins) | : Prabhudesai Medha NITIN |
| 2. 08:10 - Angle Evaluation with Gonioscopy and Its Limitations (10 mins) | : Sood DEVINDRA |
| 3. 08:20 - Role of Anterior Segment Imaging in PACG (10 mins) | : Mayuri B. KHAMAR |
| 4. 08:30 - Role of Anterior Segment Imaging in Pseudophakic Glaucoma (10 mins) | : Mariam Nisar MANSURI |
| 5. 08:40 - How as Imaging Helps in Post Anti Glaucoma Surgery (10 mins) | : Mayuri B. Khamar |
| 6. 08:50 - Present Day Status of as Imaging in Glaucoma Practice (10 mins) | : Bhagat Purvi RAJ |

Panel Discussion :- (15 Mins)

DAY 02 – FRIDAY

IC398 - Retinoblastoma Revisited: What is New in 2025?

Bhavna CHAWLA

Date :	04-04-2025
Time :	08:00-09:30
Hall :	Palash Hall - Grand Ball Room A

The Management of Retinoblastoma Has Witnessed Major Advances in Recent Times. Some of These Include Newer Systems for Tumor Staging, Local Routes of Drug Delivery, and Multi-Modal Protocols for Orbital Disease. There Has Been an Increasing Trend Worldwide Towards Globe Salvage and Vision Preservation Using Targeted Chemotherapy, Such as Selective Intra-Arterial and Intravitreal Chemotherapy. Plaque Brachytherapy and Enucleation Remain an Integral Part of Clinical Management. a Multi-Modal Approach Has Significantly Improved Survival Outcomes in Extra-Ocular Disease. Knowledge of all These Developments is Essential for the Practicing Ophthalmologist. This Course Will Provide a Comprehensive Overview of Recent Advances in the Diagnosis and Management of Retinoblastoma. Experts in the Field Will Share Current Treatment Practices as Well as Novel Developments. Challenging Cases Will Be Presented and Management Pearls Will Be Shared, Concluding with an Interactive Discussion.

- | | |
|--|---------------------------------------|
| 1. 08:00 - Introduction to the Course and Speakers (4 mins) | : Bhavna CHAWLA |
| 2. 08:04 - Classification and Staging of Retinoblastoma (8 mins) | : Sima DAS |
| 3. 08:12 - Clinical Presentation and Differential Diagnosis (8 mins) | : Fairouz Puthiyapurayil MANJANDAVIDA |
| 4. 08:20 - Selective Intra-Arterial Chemotherapy: When and How? (8 mins) | : Bhavna CHAWLA |
| 5. 08:28 - Intravitreal Chemotherapy for Globe Salvage (8 mins) | : Swathi KALIKI |
| 6. 08:36 - The Role of Plaque Brachytherapy (8 mins) | : Santosh G. HONAVAR |
| 7. 08:44 - Enucleation and Care of the Anophthalmic Socket (8 mins) | : Kasturi BHATTACHARJEE |
| 8. 08:52 - Orbital Retinoblastoma: Challenges and Solutions (8 mins) | : Usha SINGH |

Panel Discussion :- (15 Mins)

IC481 - Surgical X Files in Retina

Divya Kant MISRA

Date :	04-04-2025
Time :	08:00-09:30
Hall :	Palash Hall - Grand Ball Room B

Retinal Surgeries Can Present Unexpected Challenges. to Attain Optimal Anatomical and Functional Results, a Meticulous Approach to Instrumentation and Surgical Techniques is Imperative. in This Instructional Course (Ic), Our Instructors Will Elucidate Surgical Strategies and Methodologies for Managing Intricate Case Scenarios in Order to Achieve Exceptional Surgical Outcomes. the Instructors Will Showcase 1-2 Case-Based Videos, Each Illustrating Different Scenarios, and Emphasize Their Techniques, Which Will Be Followed by Panel Discussions. This Instructional Course is Tailored for Retinal Surgeons and Fellows Aspiring to Enhance Their Surgical Skills and Excel in Challenging Case Scenarios, Beyond Routine Retinal Surgeries.

- 08:00 - Posterior Assisted Levitation (PAL) Using Vacuum of Vitrector for Dropped Cataract Nucleus (8 mins) : **Chitaranjan MISHRA**
- 08:08 - Unusual Membranes in Retino-Choroidal Coloboma Associated Retinal Detachment (8 mins) : **Apoorva A.G.**
- 08:16 - Dissecting Membranes in Limited Posterior Pole Tractional Retinal Detachments in ROP (8 mins) : **Abhishek ANAND**
- 08:24 - Modified Technique of Autologous Retinal Transplantation in Management of Recurrent Macular Hole Rd (8 mins) : **Divya Kant MISRA**
- 08:32 - Surgical Management of Impacted Intra-Retinal Iron Foreign Body (8 mins) : **Awaneesh UPADHYAY**
- 08:40 - PFCL Assisted ILM Flap Positioning for Macular Hole Closure (8 mins) : **Chintan DESAI**
- 08:48 - Beyond Limits : Extreme Measures in PVR Surgery (8 mins) : **Vaibhav SETHI**

Panel Discussion :- (34 Mins)

Keynote Address - ILM Peeling for Beginners, a Step-By-Step Guide - R. NARAYANAN (10 Mins)

IC122 - Video-based elucidation of clinical and diagnosticophthalmic investigative modalities

Arun SINGHVI

Date :	04-04-2025
Time :	08:00-09:30
Hall :	Palash Hall - Grand Ball Room C

This Course Shall Delve Into the Principles and Execution of Various Ophthalmic Investigations, Both Clinical and Instrument/machine Based Rendering the Audience Capable of Evaluating Frequently Encountered Ophthalmic Diseases in Their Entirety. the Course Has a Sub-Specialty Specific Approach Which Includes Cataract, Cornea, Refractive, Glaucoma, Strabismus, Retinal and Oculoplastic Examinations. This Methodology Serves as a 'Sorting Hat' Which Aids in Categorizing the Myriad of Ophthalmic Disorders and Helps Develop a Customized Battery of Tests One Can Perform to Delineate the Diagnosis and Ensure Appropriate Therapeutic Measures. at the End of This Course, the Attendee Will Have Developed an Astute Clinical Acumen to Spot the Pathology and Supplement Its Presence with Suitable Investigative Evidences Which Not Only Expedites Disease Identification and Treatment, but Yields Enhanced Patient Satisfaction.

- 08:00 - Strabismus Evaluation Made Easy- Unfogging the Mysteries of Squint and Paediatric Examinations (10 mins) : **Mukesh PATIL**
- 08:10 - Glaucoma Evaluation Made Easy- Filtering Through Glaucoma Assays for Clinching Diagnoses (10 mins) : **Darshana DAGA**
- 08:20 - Oculoplasty Evaluation Made Easy- Lifting the Lid Off Ocular Adnexal and Orbital Investigations (10 mins) : **Vatsalya VENKATRAMAN**
- 08:30 - Refractive Evaluation Made Easy- the Oculus Reparo of Ophthalmology (10 mins) : **Arun SINGHVI**
- 08:40 - Retinal Evaluation Made Easy- Peeling Through the Layers of Retinal Analyses (10 mins) : **Pramod Kumar SUMAN**
- 08:50 - Cataract and Cornea Evaluation Made Easy- all That Lies in the Lens and Cornea One Must Look for (1 mins) : **Bhavya GOKANI**

Panel Discussion :- (15 Mins)

Keynote Address - Choosing the Right IOL for Your Patient Dr Audrey ROSTOV (10 Mins)

IC80 - Navigating challenges: Managing and mitigating complications associated with glaucoma surgery

Date :	04-04-2025
Time :	08:00-09:15
Hall :	Trade Room 1

K. SUBASHINI

This Structured Session Offers a Practical Approach on Managing and Mitigating Complications Associated with Glaucoma Surgery Effectively. the Program Features Experts in the Field, Each Addressing Specific Challenges and Solutions in Glaucoma Surgery. Additionally, It Includes Valuable Tips for Novice MIGS Surgeons. at the End of the Presentations, We Will Have an Interactive Session Where all Instructors Will Engage in Panel Discussion, Answering Questions and Providing Insights on the Topics Covered. We Are Confident This Instructional Course Will Equip Comprehensive Ophthalmologists and Glaucoma Specialists with the Knowledge and Skills Necessary to Handle Surgical Complications, Ensuring Improved Patient Care and Outcomes.

- 08:00 - Addressing Posterior Segment Complications of Glaucoma Surgery (10 mins) : SHREYAS T S
- 08:10 - Approach to Complications of Glaucoma Drainage Devices (10 mins) : Karthikeyan MAHALINGAM
- 08:20 - Dealing with Hypotony (10 mins) : K. SUBASHINI
- 08:30 - Failed Trab: What Next? (10 mins) : Geeta BEHERA
- 08:40 - Preventing and Managing Complications of Minimally Invasive Glaucoma Surgery (MIGS) (10 mins) : R. SHARMILA
- 08:50 - Rescuing a Failing Bleb (10 mins) : Kavitha S.

Panel Discussion :- (15 Mins)

IC495 - Premium IOLs - Selection Criteria, Investigations, IOL Models & Residual Correction

Date :	04-04-2025
Time :	08:00-09:15
Hall :	Trade Room 2

Satyajit SINHA

Cataract Surgery Has Seen a Paradigm Shift from Being a Restorative to Now an Established Refractive Procedure. Technological Innovation and Specification in the Intraocular Lenses Further Evolved to Improve the Quality of the Vision and Life of the Patient Post-Operatively. Toric, Multi & Trifocals Considered as Premium IOLS Are Used Mainly in Patients Without Any Other Ocular Comorbidities. in an Attempt to Achieve Good Quality of Vision at all Distances, While Avoiding Undesirable Photic Phenomena, a New Generation of IOLS Were Introduced Namely EDOF & ERV IOLS. Trifocal IOLS Were Introduced, Offering a Focal Point for Intermediate Vision. Once You Select Your Preferred Procedures and Technologies, You Can Determine Patient Suitability for the IOL You Will Use. Identifying a Good Patient for a Premium IOL Requires Ample Consultation Time During Which You Should Make a Reasonable Assessment of Personality Type and Quantify Visual Demand.

- 08:00 - Patient Selection & Counselling for Premium IOL Implantation (8 mins) : Satyajit SINHA
- 08:08 - Diagnosis & Management of Dry Eye Pre Premium IOL Implantation (8 mins) : Jaishree SHEKHAR
- 08:16 - It all Boils Down to Accurate Biometry ! (8 mins) : Nilesh MOHAN
- 08:24 - Topo and Tomography Are Important for Premium IOLS (8 mins) : Vishal KISHORE
- 08:32 - Image Guided Systems & Toric IOLS (8 mins) : Narendra Singh VERMA
- 08:40 - EDOF & ERV IOLS (8 mins) : Subhash PRASAD
- 08:48 - Trifocal IOLS (8 mins) : Nagendra PRASAD
- 08:56 - Retinal Evaluation Before Premium IOL Implantation (8 mins) : Pooja SINHA
- 09:04 - Management of Residual Refractive Error (8 mins) : Lav KOCHGAWAY

Panel Discussion :- (18 Mins)

Update - DME : A Practical guide to up - Scaling VR Specialists Practice

Manjunath Bhaskar Anand KUMAR

Date :	04-04-2025
Time :	08:00-09:15
Hall :	Trade Room 3

Diabetic Macular Edema (DME) is the Leading Cause of Vision Loss in Patients with Diabetic Retinopathy. in This Ic, We Cover the Entire Gamut of Dme Viz. Its Clinical Presentations, OCT Biomarkers, Refractory Dme, Switch and Combination Therapy and Anterior and Posterior Segment Surgeries in Cases of Dme. at the End of Ic the Participants Will Have an Overview of Dme Management and the Advances in Treatment , Which Will Help Them in Scaling up Their Present Knowledge and Provide Updated and Evidence- Based Care for Their Patients

- | | |
|---|---------------------------------|
| 1. 8:00. Recalitrant and Refractory DME : Manjunath Ba - 10 Mins | : Manjunath Bhaskar Anand Kumar |
| 2. 8:10. Role of Biomarkers in DME - 10 Mins | : Sourabh SHAH |
| 3. 8:20. Advanced Imaging - a Contemporary Guide for Dme Management - 10 Mins | : Apoorva A.G. |
| 4. 8:30. Does Switching Really Switch Off DME - Practitioners and Patient Perspective - 10 Mins | : NAMEETH D.A. D'SOUZA |
| 5. 8:40. Combination Therapy in DME : an Evidence Based Clinical Application - 10 Mins | : Karthik MEDA |
| 6. 8:50. Surgery for DME, is It the Holy Grail ? - 10 Mins | : Sripathi KAMATH |

Total duration (include panel discussion : 15 Mins)

IC96 - The Upward struggle: How to handle vertical strabismus

Shubhangi BHAVE

Date :	04-04-2025
Time :	08:00-09:15
Hall :	Trade Room 4

In a Field Where Horizontal Strabismus is Commonly Seen and Managed, Vertical Strabismus Poses Unique Challenges. These Challenges Do Not Only Include Surgically Managing the Case, but Also Thorough Evaluation and Surgical Decision Making. Unless all Aspects Related to This Strabismus Entity Are Not Handled, the Outcome May Be Far from Desirable. This Important Course Shall Delve Into Different Vertical Strabismus Entities in Detail Covering Aspects Related to Workup and Surgical Management. all the Instructors Have Vast Experience in Handling Such Cases. Through Case Reports, Photos, and Videos, They Shall Cover Various Vertical Strabismus Cases and Present Clear Guidelines For Their Management. the Audience Can Have Many Take-Home Points and Improve Their Confidence In Independently Treating These Cases.

- | | |
|--|--------------------|
| 1. 08:00 - Managing Dissociated Vertical Deviation (12 mins) | : Suma GANESH |
| 2. 08:12 - Managing Monocular Elevation Deficit (12 mins) | : Shubhangi BHAVE |
| 3. 08:24 - Managing Vertical Deviation in Paralytic Strabismus (12 mins) | : Rohit SAXENA |
| 4. 08:36 - Managing Vertical Head Posture in Nystagmus (12 mins) | : Ramesh KEKUNNAYA |
| 5. 08:48 - How to Manage Brown's Syndrome (12 mins) | : Rishikesh MAYEE |

Panel Discussion :- (15 Mins)

IC159 - Clinical Case Presentation Pearls for Success @ Exams Simplified for Post Graduates

V.R. Vijaya RAGHAVAN

Date :	04-04-2025
Time :	08:00-09:15
Hall :	Trade Room 5

It is the Desire of Every Post Graduate Student to Perform Well in the Examinations and Come Out with Flying Colours. However Some Students Fail to Elicit Some Clinical Finding Which They Are Familiar with and Are Unable to Present Effectively Which is Also Probably Due to Tension. This Course is Designed to Give the Post Graduates Important Clinical Pearls in Presenting Various Types of Cases Including Anterior Segment, Posterior Segment, Neuro Ophthal, Proptosis, Uvea, Paediatric Cases and Refraction. the Presentations Will Have Illustrations and Video and Will Be Interactive That Will Be Presented by Experienced Faculty Who Are Passionate Professors Teachers and Examiners for Ms, Do & Dnb Exams.

- | | |
|---|------------------------|
| 1. 08:00 - Introduction (5 mins) | : V.R. Vijaya RAGHAVAN |
| 2. 08:05 - Anterior Segment Case Presentation (10 mins) | : Vanila C.G. |
| 3. 08:15 - Posterior Segment Case Presentation (10 mins) | : Saravanan VR |
| 4. 08:25 - Neuro Ophthal Case Presentation (10 mins) | : V.R. Vijaya RAGHAVAN |
| 5. 08:35 - Concomitant Squint Case Presentation (10 mins) | : V.R. Vijaya RAGHAVAN |
| 6. 08:45 - Proptosis Case Presentation (10 mins) | : Niranjan KARTHIK |
| 7. 08:55 - Retinoscopy Case Presentation (10 mins) | : Chandrasekhar D |

Panel Discussion :- (10 Mins)

DAY 02 – FRIDAY

IC213 - Novel tissue expander the inflatable Balloon of 10/14 F catheter the wonder in Ophthalmology

Salil Kumar MANDAL

Date :	04-04-2025
Time :	08:00-09:15
Hall :	Trade Room 6

Lid Reconstruction is a Useful Procedure When Lid Affected with Tumor, trauma and Face Burn .Most of the Patient Suffers from Psychological Upset. at First We Intend to Discuss the Object of Tissue Expander and Doppler Flowmetry Study to Prove Increase Flap Vascularity for Early Reconstruction. The Clinical Use of the Balloon of 10/14f Silicone Catheter as Novel Tissue Expander in Lid Reconstruction. Successful Application of Short Tenzel Instead of Musterde Cheek Flap, Early Division of Cutler Beard Procedure at 2wk Instead of 6wk, Where Expander Recruit Extra Tissue for Bridge Flap Formation and FKPF for Tarsus Replacement. Expander Used in Scar Revision Surgery in Cicatrice Ectropion in Upper and Lower Lid. Use of Expander to Increase Flap Vascularity in Trauma , Burn Affected Area of the Face for Skin Grafting. Succcessful Application of Double Z Plasty. This Instruction Course is Video Based Presentation and Discussion

- | | |
|--|---------------------------|
| 1. 08:00 - Basic Principles of Novel Tissue Expander and Applied Physics Mathematical Calculation (8 mins) | : Asrik MUKHOPADHYAY |
| 2. 08:08 - Clinical Application of Tissue Expander Short Tenzel Rotational Flap Instead of Large Incision (8 mins) | : Purban GANGULY |
| 3. 08:16 - Doppler Fluorometry Study to Evaluate Flap Vascularity and Wound Healing with Tissue Expander (8 mins) | : Sankha Subhra CHAUDHURI |
| 4. 08:24 - Early Division Cutler Beard Novel Tissue Expander for Bridge Flap and FKPF for Tarsus Replacement (18 mins) | : Salil Kumar MANDAL |
| 5. 08:42 - Tissue Expander Used in Scar Revision Surgery and Skin Graft (8 mins) | : Raka CHATTERJEE |

Panel Discussion :- (6 Mins)

IC190 - Cataract Comorbid Capsule

Shail VASAVADA

Date :	04-04-2025
Time :	09:15-10:30
Hall :	Trade Room 1

Management of Cataract with Other Comorbidities is Often Complex and Challenging. Today with a Better Understanding of These Comorbidities, We Can Join Hands and Collaborate with Oursubspecialitycolleagues in Managing Such Comorbid Eyes. This Course Will Discuss and Highlight Commonly Encountered Comorbidities with Cataract Like Uveitis, Corneal Disorders, Ocular Trauma, Retinal Disorders and Glaucoma with Special Emphasis on the Combined Approach. This Course Will Boost Confidence and Enhance Surgical Skills of the Attendee in Managing Such Complex Cases and Help Them Efficiently Plan the Right Strategy and Optimize the Surgery Outcome

1. **09:15** - Tackling the Uveitic Cataract -Role of Perioperative Steroids and Current Preferred Practice (12 mins) : **Aditya SUDHALKAR**
2. **09:27** - Dealing with Angle Closure Glaucoma and Cataract (12 mins) : **Robert ANG**
3. **09:39** - Dealing with Corneal Opacity and Cataract Stage It or Combine It (12 mins) : **Rajesh FOGLA**
4. **09:51** - Diabetic Eye Disease- Dealing with Cataract and Dme (12 mins) : **Shyamal DWIVEDI**
5. **10:03** - Cataract Surgery with Silicone Oil Plaque (12 mins) : **Shail VASAVADA**

Panel Discussion :- (15 Mins)

IC353 - RETROPUPILLARY IRIS CLAW LENSES FOR COMPREHENSIVE OPHTHALMOLOGIST

S.P. SINGH

Date :	04-04-2025
Time :	09:15-10:30
Hall :	Trade Room 2

Cataract Surgery is Portrayed as the Easiest and the Fastest Surgery. but It is Not Always True. a Trainee, or Even an Experienced Surgeon in Complicated Cataract Surgery Can End up Doing Posterior Capsular Rent. Management of PCR Requires Expertise in Anterior Vitrectomy, as Well as Meticulous Planning of Placement as Well as Choice of IOL. the Choice of IOL Lies Between Anterior Chamber IOL, Sulcus Fixated IOL and Iris Claw IOLS. the Aciols Are Associated with Complications Like Uveitis, Glaucoma and Corneal Decompensation. the Sulcus Fixated IOLS Are Till Date a Domain of Posterior Segment Surgeons. so, the Choice Left to Anterior Segment Surgeon is Iris Claw Lenses . the Complications Associated with It Are Very Few E.G. Ovalisation of Pupil, Mild Uveitis Etc. with the Ease of Availability of These Lenses, They Should Be the First Choice in Situation of Deficient Capsule.

1. **09:15** - Approach to a Patient of Deficient Posterior Capsule & Surgical Options (10 mins) : **Arti SINGH**
2. **09:25** - ICL Implantation : Surgical Technique (10 mins) : **Shivangi Singh**
3. **09:35** - Retropupillary Iris Claw Versus Scleral Fixated IOL (10 mins) : **Kamaljeet Singh**
4. **09:45** - Nucleas Drop Management with ICL Implantation (10 mins) : **Vinod Kumar Singh**
5. **09:55** - Combined Iris Reconstruction & Retropupillary Iris Claw Implantation (10 mins) : **S.P. SINGH**
6. **10:05** - Merits & Demerits of Iris Claw Lenses (10 mins) : **Aparajita CHAUDHARY**
7. **10:15** - Complications Associated and How to Prevent (8 mins) : **Jitendra SINGH**

Panel Discussion :- (10 Mins)

IC506 - Solving The Jigsaw Puzzle - The Nuts and Bolts of Immunotherapy In Uveitis

Date :	04-04-2025
Time :	09:15-10:30
Hall :	Trade Room 3

Chekitaan SINGH

Managing Uveitis is a Challenge Faced by Even the Most Seasoned Ophthalmologists. the Variety of Cases , Complex Etiologies , Non- Response to Standard Therapy and Recurring Nature of the Disease Are Few of the Major Dilemmas Faced by US. a Sustained and Adequate Treatment Protocol to Control Inflammation ,Induce Remission in the Shortest Possible Time is the General Aim of Treatment. Topical and Systemic Steroids Have Been the Main Stay of Uveitis Management for Many Amny Years. Their Long Term Use is However Fraught with Significant Local & Systemic Side-Effects. with the Addition and Growing Knowledge About the Use of Various Steroid Sparing Immunosuppressive Drugs ,We Are Better Equipped to Treat Even the Toughest Uveitis Cases and Not Only Save Eye Sight but Also Reduce Some of the Adverse Effects to a Minimum. This Course Aims to Guide and Hand Hold the Attendees with the Use of the Latest Immunosuppressives Drugs in a Lucid Manner with Case Examples by Experts in This Field.

- | | |
|---|--------------------------------|
| 1. 09:15 - When and How of Steroids in Uveitis (8 mins) | : Manisha AGARWAL |
| 2. 09:23 - The Double Edged Sword - What to Do and Not to Do When Starting Immunosuppressives in Uveitis (8 mins) | : Reema BANSAL |
| 3. 09:31 - Immunosuppressive for all Seasons - Azathioprine -Clinical Considerations and Caveats (8 mins) | : Amitabh KUMAR |
| 4. 09:39 - Trump Card - Using Methotrexate to Navigate Tough Uveitis Scenarios (8 mins) | : Chekitaan SINGH |
| 5. 09:47 - Taking on the Challenges - JAK Inhibitors to the Rescue (8 mins) | : Parthoprattim Dutta Majumder |
| 6. 09:55 - Where There is a Will There is a Way - How to Use Biologicals in Complex Uveitides (8 mins) | : Jyotirmay BISWAS |

Panel Discussion :- (20 Mins)

IC210 - Simple Limbal Epithelial Transplantation (SLET) : Hope in the horizon

Date :	04-04-2025
Time :	09:15-10:30
Hall :	Trade Room 4

Tuhin CHOWDHURY

Chuna (lime) Along with Other Chemical or Thermal Injury Leading to Ocular Surface Damage is Quite Common These Days. Most of the Patients Can't Afford Sophisticated Laboratory Based Limbal Stem Cell Therapy and for Them Autologous or Allogenic Simple Limbal Epithelial Transplantation (SLET) Has Revolutionised the Management of Ocular Surface Disease. Slet is an Approach to Treat Unilateral or Bilateral Acquired Limbal Stem Cell Deficiency (LSCD) Where Cultured Limbal Stem Cell Therapy is Not Feasible.

This Course by Experienced Slet Surgeons Will Provide a Video-Based Step by Step Approach and How to Do the Procedure in a Better Way. They Will Also Provide Practical Tips to Achieve the Optimal Results. the Different Varieties of Slet and Their Limitations Will Also Be Highlighted. The Course is Meant for General Ophthalmic, Corneal Surgeons and Young Slet Surgeons. at the Conclusion of This Course, the Attendee Will Be Able to Appreciate How to Accomplish the Task in a Better Way.

- | | |
|---|--------------------|
| 1. 09:15 - Pre-Operative Evaluation and Patient Selection for SLET (12 mins) | : Ashok SHARMA |
| 2. 09:27 - The Classical Way for Doing SLET (18 mins) | : Tuhin CHOWDHURY |
| 3. 09:45 - Different Types and Complications of SLET and Their Management (15 mins) | : Vikas MITTAL |
| 4. 10:00 - SLET in Different Situations Other Than Ocular Burn (15 mins) | : Swapnil BHALEKAR |

Panel Discussion :- (15 Mins)

Current Concept - Why orthoptek for general ophthalmologist?

Date :	04-04-2025
Time :	09:15-10:30
Hall :	Trade Room 5

K.S. Santhan GOPAL

Orthoptek is a Non Invasive Instrument for the Use of Not Just Squint Specialists but General Ophthalmologists as Well. There Are Many Indications for Its use in General Ophthalmic Practice Too, It is Useful in Treating Attention Deficit Disorder in Children Who Are Brought to Ophthalmologists for Complaints of Not Doing Well in Class . the Improvement in Attention of the Child is Amazing, It is Useful for Improving Hand Eye Coordination in Children, There by Improving Many Skills in Children Like Handwriting and Sports. It is Useful in Children with Cerebral Palsy with Incoordination of Hand and Legs. It is Also Useful in Optic Atrophy in Some Cases. 4th and 6th Nerve Palsies Do Well After Orthoptek Exercises. Amblyopia Due to Any Number of Causes Improves Greatly with Orthoptek Treatment and General Ophthalmologists Do See Many Cases of Amblyopia Due to Refractive Error. as They Are Primary Referral Point of These Children, General Ophthalmologists Are Better Off with Orthoptek.

1. **09:15.** Principle on Which Orthoptek is Based. Its Usefulness for General Ophthalmologists - 12 Mins

: **K.S. Santhan GOPAL**

Panel Discussion :- (15 Mins)

Hot topics in glaucoma: The Grand Glaucoma Debate

Date :	04-04-2025
Time :	09:15-10:30
Hall :	Trade Room 6

Chairpersons : Keith Barton, Xiulan Zhang, Joseph Anthony Tumbocon, Benjamin XU
Moderator : Amit Porwal

Debate Topics:

1. What's next if a trabeculectomy fails? Trab revision
What's next if a trabeculectomy fails? Tube
Debate Summary: What's next after a trabeculectomy fails? Revise vs. repeat, or tube?
: **Sonika Porwal**
: **Sujani Shroff**
: **Shikha Gupta**
2. What's next after a tube fails? Plate capsule excision / revision
What's next after a tube fails? 2nd Tube
Debate Summary: What's next after a tube fails? Revise vs. 2nd tube or CPC
International Chairperson Comment
: **Saumendra Nath Ghose**
: **Prasanna Venkataraman**
: **Alokesh Ganguly**
: **Keith Barton**
3. Medically Uncontrolled Advanced PACG with Cataract- Phaco MIGS
Medically Uncontrolled Advanced PACG with Cataract - I Still Prefer a Phaco-Trab/ Trab
Debate Summary: Medically Uncontrolled Advanced PACG with Cataract- Phaco MIGS/ECP vs. Phaco-Trab/Trab
International Chairperson Comment
: **Madhavi Pillai**
: **Faisal TT**
: **Ganesh V Raman**
: **Keith Barton**
4. Trabecular Bypass – Cutting Is Better Than Stenting
Trabecular Bypass – Stenting Is Better Than Cutting
Debate Summary: Trabecular Bypass – Cutting vs. Stenting
International Chairperson Comment
: **Nimrita Nagdev**
: **Sahebaan Sethi**
: **Nitin Deshpande**
: **Xiulan Zhang**
5. GATT 360 Degrees Is the Most Effective Trabecular MIGS
Limited Angle Surgery [KDB/BANG] Is a Better Option Than GATT
Debate Summary: GATT 360 Degrees vs. Limited Angle Surgery
International Chairperson Comment
: **Rashmi Krishnamurthy**
: **Vijay Kumar**
: **Devendra Maheshwari**
: **Xiulan Zhang**
6. Advanced Monofocal (enhanced monofocal / monofocal plus) Lenses should be routinely used in Glaucoma Patients:
FOR : **Riddhi Shah Dharia**
AGAINST : **Dr Neha Midha**
Debate Summary: Routine use of Extended Depth of Focus Lenses in Glaucoma Patients : **Shibal Bhartiya**
International Chairperson Comment : **Joseph Anthony Tumbocon**

Five Pearls in Cataract and Ocular Comorbidity

Chairs : Jorge ALIO, S NATARAJAN

Date :	04-04-2025
Time :	09:45-11:15
Hall :	Brahmkamal Hall - Auditorium A

Five Pearls in Cataract and Ocular Comorbidity explores the intricate interplay between cataract surgery and common ocular comorbidities. Experts will share valuable insights into managing cataracts alongside glaucoma, age-related macular degeneration (AMD), uveitis, diabetes, and corneal disorders. This session provides practical guidance to optimize surgical outcomes while addressing these coexisting conditions, empowering clinicians to deliver tailored, effective care for complex cases.

- | | |
|--|---------------------|
| 1. 09:45 Cataract and Glaucoma - 12 Mins | : Tin AUNG |
| 2. 09:57 Cataract and Age-related Macular Degeneration (AMD) - 12 Mins | : Sobha SIVAPRASAD |
| 3. 10:09 Cataract and Uveitis - 12 Mins | : Peter MCCLUSKEY |
| 4. 10:21 Cataract and Diabetes - 12 Mins | : Julia CHAN |
| 5. 10:33 Cataract and Corneal Disorders - 12 Mins | : Shigeru KINOSHITA |

DAY 02 – FRIDAY

President's Guests Lecture

Chairperson : Samar BASAK , Partha BISWAS
Co- Chairperson : Harbansh LAL , Jeewan S TITIYAL
Convenor : M. VANATHI, Prashant BAWANKULE, Krishna Prasad KUDLU, Santosh HONAVAR , Manoj Chandra MATHUR
Moderator : Namrata SHARMA

Date :	04-04-2025
Time :	09:45-11:15
Hall :	Amaltas Hall - B101 A

- | | |
|---|-----------------|
| 1. 09:45 Welcome | : Partha BISWAS |
| 2. 09:50 Introduction (David CHANG) 2mins | |
| 3. 09:52 Solving Cataract Surgery's Greatest Challenges with Frugal Innovation. (15 mins) | : David CHANG |
| 4. 10:07 Introduction (David CHANG) 2mins | : D RAMAMURTHY |
| 5. 10:09 Presbyopia-correcting IOLs: Progress and Limitations (15 mins) | : Douglas KOCH |
| 6. 10:19 Importance of effective lens position (10 mins) | : Jodhbir MEHTA |
| 7. 10:29 Perioperative optimization of ocular surface for cataract surgery (10 mins) | : Shahzad MIAN |

[APAO WIO Symposium] Real-World Experiences in Combating Retinal Diseases

Date :	04-04-2025
Time :	09:45-11:15
Hall :	Amaltas Hall - B101 B

Chairperson : Carmen CHAN, Ava HOSSAIN, Mohita SHARMA

Join us for the symposium “Real-world Experiences in Combating Retinal Diseases,” presented by APAO Women in Ophthalmology. This session will cover a whole range of medical and surgical retina topics, including innovative approaches to inherited retinal dystrophies, complications associated with pathologic myopia, and advancements in multimodal imaging for age-related macular degeneration. We will also discuss current trends in anti-VEGF treatments for diabetic macular edema, effective management of infectious endophthalmitis, and the challenges and surgical strategies for addressing complex retinal detachments.

- | | |
|---|-----------------------|
| 1. 09:45 New Perspectives in Inherited Retinal Dystrophies (IRD) - 12 Mins | : Choi Mun CHAN |
| 2. 09:57 Management of Infectious Endophthalmitis - 12 Mins | : Lia ZAINI |
| 3. 10:09 Complications of Pathologic Myopia - 12 Mins | : Kyoko OHNO-MATSUI |
| 4. 10:21 Trends in Anti-VEGF Treatment for DME - 12 Mins | : Eli PRADHAN |
| 5. 10:33 Multimodal Imaging in AMD- How It Has Improved Our Understanding and Management of the Disease - 12 Mins | : Parveen SEN |
| 6. 10:45 Unmasking Masquerade Syndromes - 12 Mins | : Suganeswari GANESAN |
| Panel Discussion and Closing Remarks | |

DAY 02 – FRIDAY

What Not to Miss in Pediatric Refractive Errors and Seemingly Common Strabismus

Date :	04-04-2025
Time :	09:45-11:15
Hall :	Parijat Hall 201

Chairperson : Sonal FARZAVANDI, An-guor WANG,
Meenakshi SWAMINATHAN

Management of pediatric refractive errors and prescribing glasses is a daily routine in a pediatric ophthalmology clinic. Instances wherein routine practice can lead to missing sight-threatening conditions will be presented. Red flags to be aware of in seemingly common strabismus will be shared with the audience.

Introduction - 3 Mins

- | | |
|--|-----------------------|
| 1. 09:48. Does Smartphone Use Induce Strabismus? - 10 Mins | : Miho SATO |
| 2. 09:59. Do Atropine Eyedrops Cause Progression of Exotropia in Children? - 10 Mins | : Yao-lin LIU |
| 3. 10:09. Tips for Glasses Prescription in Children With Strabismus - 10 Mins | : Subhashini KADAPPU |
| 4. 10:19. What Not to Miss in Refractive Amblyopia - 10 Mins | : Victoria BALASANYAN |
| 5. 10:29. When Is a Seemingly Common Esotropia Dangerous? - 10 Mins | : Wei Yan NG |
| 6. 10:39. When Is a Seemingly Common Exotropia Dangerous? - 10 Mins | : Merelynn HONG |
| 7. 10:49. Lessons Learnt From Seemingly Common Strabismus - 10 Mins | : Sonal FARZAVANDI |

DAY 02 – FRIDAY

IC559 - My Approach to Treatable Macular Disorders

Date :	04-04-2025
Time :	09:45-11:15
Hall :	Kesar Hall 202

Lalit VERMA

Macular Disorders Are One of the Most Common Cause of Profound Visual Loss in Our Day to Day Practice. Advancement in Diagnostic Technology Has Resulted in Better Understanding of the Macular Diseases and Their Treatment. Macular Pathologies Which Were Considered Untreatable Previously Can Now Be Better Managed . This Course Aims to Provide Tips to the General Ophthalmologist About the Features, Imaging & Management of Common Macular Disorders with the Help of Our Own Cases.

- | | |
|---|-------------------|
| 1. 09:45 - Introduction (10 mins) | : Lalit VERMA |
| 2. 09:55 - My Approach to Chronic CSR with Central Leak (10 mins) | : Raju S. |
| 3. 10:05 - My Approach to Subfoveal CNVM (10 mins) | : Dinesh TALWAR |
| 4. 10:15 - My Approach to Centre Involving DME (10 mins) | : Anand RAJENDRAN |
| 5. 10:25 - My Approach to Retinal Vein Occlusion (10 mins) | : Mallika GOYAL |
| 6. 10:35 - My Approach to XI Macular Holes (10 mins) | : Avnindra GUPTA |

Panel Discussion :- (15 Mins)

Keynote Address - Nitin VERMA: High Dose Aflibercept : Real World Experience in DME and RVO (10 Mins)

Translational Research in Age-Related Macular Degeneration (AMD) and Diabetic Retinopathy

Date :	04-04-2025
Time :	09:45-11:15
Hall :	Kumudini Hall 301

Chairperson : Sruthi AREPALLI, Bo LEI, Cyrus SHROFF

The session Translational Research in Age-Related Macular Degeneration and Diabetic Retinopathy will explore innovations and new data regarding age-related macular degeneration and diabetic retinopathy. The session will include several interesting topics. Among them are the IMAGINE DME Study, new therapies in age-related macular degeneration, morphology, fundus autofluorescence, and retinal sensitivity of photocoagulated lesions in proliferative diabetic retinopathy, and injectable anti-inflammatory supramolecular nanofiber hydrogel to promote anti-VEGF therapy in age-related macular degeneration treatment. In addition to the talks, there will be significant time for discussion and questions.

- | | |
|--|-------------------|
| 1. 9:45 The IMAGINE DME Study - 12 Mins | : Sruthi AREPALLI |
| 2. 9:57 Plasma Ephrin-A1 Level in a Cohort of Diabetic Retinopathy Patients - 12 Mins | : Bo LEI |
| 3. 10:09 Morphology, Fundus Autofluorescence, and Retinal Sensitivity of Photocoagulated Lesions in Proliferative Diabetic Retinopathy - 12 Mins | : Kentaro NISHIDA |
| 4. 10:21 Injectable Anti-inflammatory Supramolecular Nanofiber Hydrogel to Promote Anti-VEGF Therapy in Age-Related Macular Degeneration Treatment - 12 Mins | : Zhaoyang WANG |
| 5. 10:33 Newer Therapies in AMD: Way Forwards - 12 Mins | : Alay BANKER |

APAO Grand Round in Orbital Disorders

Date :	04-04-2025
Time :	09:45-11:15
Hall :	Gulmohar Hall 302

Chairperson : Masashi MIMURA, Akshay NAIR

In this grand round session, orbital surgeons from across the Asia-Pacific region will each bring in challenging yet representative cases of orbital inflammation affecting the lacrimal drainage system, IgG4-related ophthalmic disease, dysthyroid optic neuropathy, mucormycosis, teratoma, cavernous sinus thrombosis, Rosai-Dorfman to planning for proptosis correction. Each case will finish with important take-home teaching points. The audience will benefit from different experts on various key principles of managing common to complicated orbital conditions.

- | | |
|--|-------------------------|
| 1. 09:45 Effect of Orbital Inflammation on the Lacrimal System - 10 Mins | : Masashi MIMURA |
| 2. 09:55 The New Kid on the Block in Orbital Inflammation - 10 Mins | : Richard ALLEN |
| 3. 10:05 Dysthyroid Optic Neuropathy in Thyroid Eye Disease - 10 Mins | : Huifang ZHOU |
| 4. 10:15 Orbital Teratoma and Its Management - 10 Mins | : Peter DOLMAN |
| 5. 10:25 Mucormycosis – Diagnosis and Management: What Has Changed? - 10 Mins | : Akshay NAIR |
| 6. 10:35 IgG4ROD – From a Case to a Territory-wide Cohort - 10 Mins | : Kelvin Kam Lung CHONG |
| 7. 10:45 Rosai-Dorfman Disease- an Enigma: Is It an Inflammation? Is It a Tumour? - 10Mins | : Raghuraj HEGDE |
| 8. 10:55 Surgical Correction of Proptosis: Planning and Outcomes - 10 Mins | : Milind NAIK |
| 9. 11:05 Dose Modulation of Sonidegib for Treatment of Peri Ocular Locally Advanced Basal Cell Carcinoma: AReal-World Report - 10 Mins | : Diego STRIANESE |

IC95 - Identifying Glaucoma Masqueraders : Multi-Specialty Insights

Date :	04-04-2025
Time :	09:45-11:15
Hall :	Javakusum Hall 303

Chandrima PAUL

In This Course, glaucoma, retina, neuro-Ophthalmology Specialists and Ophthalmic Pathologist Will Provide Practical Guides on How to Identify Glaucoma Masqueraders on Optical Coherence Tomography (OCT) and Automated Perimetry (AP). The Discussion Will Focus on Findings That Mimic Glaucoma, from Common Artifacts to Retinal and Neuro-Ophthalmological Conditions That Affect the Optic Nerve Cupping, thinning of Retinal Nerve Fiber Layers and Corresponding Visual Fields Changes. At the Conclusion of This Course, attendees Will Be Able to Detect (1) real Disease from Red & Green Disease (2) understand the Pathophysiology of the Optic Nerve Cupping from Glaucoma, retinal and Neurological Conditions, (3) recognize Common OCT and Visual Field Artifacts That Mimic Glaucoma, (4) detect Common Neurological Conditions Causing Optic Nerve Cupping with OCT and Visual Field Findings That Mimic Glaucoma and (5) Distinguish Between Glaucoma and Common Retinal Conditions That Cause Glaucomatous-Like OCT Abnormalities.

- | | |
|--|-----------------------------|
| 1. 09:45 - Real Disease on OCT and Visual Field (10 mins) | : Prasanna Venkatesh RAMESH |
| 2. 09:55 - Pathophysiology of the Optic Nerve Cupping from Glaucoma, retinal and Neurological Conditions (10 mins) | : Shweta TRIPATHI |
| 3. 10:05 - Glaucoma Artifacts in OCT and Visual Field (10 mins) | : Chandrima PAUL |
| 4. 10:15 - Neurological Findings on OCT and Visual Field That Mimic Glaucoma (10 mins) | : Arijit MITRA |
| 5. 10:25 - Retinal Conditions That Cause Glaucomatous-Like OCT & Visual Field Abnormalities (10 mins) | : Anujeet PAUL |

Panel Discussion :- (20 Mins)

Keynote Address - Harsh KUMAR: Update on Lasers in Glaucoma

Recent Advances and Updates in AI Across Ophthalmic Subspecialties

Date :	04-04-2025
Time :	09:45-11:15
Hall :	Champa Hall 304

Chairperson : Manisha AGARWAL, Daniel TING

This session will showcase cutting-edge applications of artificial intelligence (AI) in ophthalmology, highlighting advancements across diverse areas. Delegates can look forward to discussions on AI-driven models for diabetic retinopathy screening, glaucoma detection, and myopia management. Topics include innovative approaches like spectra-informed AI for predicting visual field loss and mobile-based screening for ocular-surface tumors, emphasizing accessibility and precision. The session will also explore AI's role in ocular oncology and its potential to differentiate microorganisms in infectious keratitis, demonstrating how AI can enhance diagnosis and personalized care. These advancements highlight the transformative potential of AI in improving global eye health outcomes.

- | | |
|---|---------------------|
| 1. 09:45 Foundation Model for Diabetic Retinopathy Screening - 8 Mins | : Yukun ZHOU |
| 2. 09:53 Predicting Visual Field Loss in Glaucoma Patients From Fundus Photographs Using Spectra-Informed AI - 8 Mins | : Qinghua HE |
| 3. 10:01 AI and Digital Technology for Myopia - 8 Mins | : Marcus ANG |
| 4. 10:09 AI in Ocular Oncology - 8 Mins | : Michael HEIFERMAN |
| 5. 10:17 AI for Differentiating Microorganisms in Infectious Keratitis - 8 Mins | : Travis REDD |
| 6. 10:25 Prospective Screening of Glaucoma Using AI for Retinal Photographs - 8 Mins | : Anand SIVARAMAN |
| 7. 10:33 Mobile-Based Universal Screening Model for Ocular-Surface Tumors - 8 Mins | : Ruixin WANG |

International Uveitis Study Group: Multimodal Imaging in Non-Infectious Posterior Uveitis(NIPU): What Comprehensive Ophthalmologists Need to Know

Date :	04-04-2025
Time :	09:45-11:15
Hall :	Neelkamal Hall 305

Chairs: Jennifer THORNE, Vishali GUPTA

- | | |
|---|-------------------------|
| 1. Phenotypic characterization of NIPU | : Jennifer THORNE |
| 2. Imaging biomarkers for objective measurements of NIPU | : Alessandro INVERNIZZI |
| 3. Imaging Biomarkers differentiating active and inactive lesions | : Sapna GANGAPUTRA |
| 4. Natural Course and complications to look out for | : Marc DE SMET |
| 5. Minimal Imaging Criteria for NIPU | : Vishali GUPTA |

Rapid Fire Retina (Medical) Update Session (1)

Date :	04-04-2025
Time :	09:45-11:15
Hall :	Suryamukhee Hall 401

Chairperson : Timothy LAI, Kenneth FONG

- | | |
|--|--|
| 1. 09:45 FP3226 - Faricimab for Polypoidal Choroidal Vasculopathy: Week 16 Results from the Phase 3b/4 Salween Trial
Chief & Presenting author : Timothy LAI | 7. 10:21 FP3232 - Quantitative Characterization of Types 1 and 2 Macular Neovascularization in Neovascular Age-Related Macular Degeneration with Intravitreal Conbercept: an Analysis Utilizing Optical Coherence Tomography Angiography
Chief & Presenting author : Liu TINGTING |
| 2. 09:51 FP3227 - Port Delivery System with Ranibizumab (PDS) for Continuous Treatment in Diabetic Retinopathy (DR) Without Centre-Involved Diabetic Macular Edema (Ci-Dme): 2-Year Data from the Phase 3 Pavilion Trial
Chief & Presenting author : Timothy LAI | 8. 10:33 FP3234 - Comparison of the Results of Two Common Genetic Testing Panels for Inherited Retinal Degeneration
Chief & Presenting author : Hossein AMERI |
| 3. 09:57 FP3228 - Response of Large or Serous Pigment Epithelial Detachment to Faricimab Versus Aflibercept in Patients with Neovascular Age-Related Macular Degeneration: a Subgroup Analysis from Tenaya and Lucerne
Chief & Presenting author : Kenneth FONG | 9. 10:39 FP3235 - Implication of Presence of Telangiectatic Capillaries (Telcaps), in the Management of Chronic Cystoid Macular Edema (CMO) in Retinal Branch Retinal Vein Occlusion
Chief & Presenting author : Ranjana MATHUR |
| 4. 10:03 FP3229 - Evaluation of Renal Function After Intravitreal Injection of Bevacizumab in Patients with or Without Diabetic Kidney Disease
Chief & Presenting author : Tariq Reza ALI | 10. 10:45 FP3236 - Shape and Size of Foveal Avascular Zone in Normal Subjects Using Optical Coherence Tomography Angiography (OCTA)
Chief & Presenting author : Adeel CHAUDHRY |
| 5. 10:09 FP3230 - Assessment of the Clinical Effects of Anti-Ang-2 with Faricimab Based on Key Outcomes from the Yosemite/rhine Trials and Real-World Faretina/farwide Studies in Patients with Diabetic Macular Edema (DME)
Chief & Presenting author : Paisan RUAMVIBOONSUK | 11. 10:51 FP3237 - Investigation of an Oral Retinol Binding Protein 4 Antagonist in the Treatment of Childhood-Onset Stargardt Disease
Chief & Presenting author : John GRIGG |
| 6. 10:15 FP3231 - Similar Visual, Anatomic and Durability Gains Are Observed with Aflibercept 8mg Treatment in Namd Irrespective of Baseline Characteristics: a Post-Hoc 96 Week Pulsar Analysis
Chief & Presenting author : Andrew CHANG | 12. 10:57 FP3333 - Five Year Outcomes of Eplerenone in Central Serous Chorioretinopathy
Chief & Presenting author : Pradeep KUMAR (K12927) |

APAO Leadership Development Program (LDP) 2025-26 Insights Workshop

Chair(s): Ronjana KALYANPUR

Open to APAO LDP Class 2025-26 participants only.

Date :	04-04-2025
Time :	09:45-14:45
Hall :	Moulshree Hall 402

1. **9:45** Section 1: Welcome; Perceptions; Card Game; Color Energies; Jugian Preferences - 95 Mins. (09:45-11:20)

Ronjana KALYANPUR

Break - 15 Mins (11:20-11:35)

2. **11:35**. Section 2: Validate Your Profile; Graphs & Wheel; Team Wheel; Profile Sharing - 95 Mins (11:35-13:10)

Ronjana KALYANPUR

Break - 40 Mins. (13:10-13:50)

3. **13:50**. Section 3: Recognizing Type; Adapting and Connecting; Close - 55 Mins. (13:50-14:45)

Ronjana KALYANPUR

DAY 02 – FRIDAY

IC49 - Bailout Options In Cataract Surgery

Krishna Prasad KUDLU [K10333]

Date :	04-04-2025
Time :	09:45-11:15
Hall :	Kaner Hall 403

Cataract Surgery Has Become More of a Customized Refractive Surgery with High Expectations from the Patients in This Era .We Wish to Address the Problems Faced by Patients in This Course and Aim at the Appropriate Step by Step Diagnosis and Management Strategy We Can Do to Minimize the Issues and Have a Happy Patient. We Will Be Approaching This Issue in a Very Detailed Manner from Anterior Segment Pathology Problems , Intr Op Issues, post Operative Surprises and Posterior Segment

1. **09:45** - Introduction (5 mins)
2. **09:50** - Tackling Descemets Membrane Detachment (10 mins)
3. **10:00** - Post Cataract Surgery Residual Refractive Error (12 mins)
4. **10:12** - IOL Exchange and Explant Situations : Demystified (10 mins)
5. **10:22** - ABC Technique –Artificial Bag with Optic Capture for IOL Fixation (12 mins)
6. **10:34** - Secondary IOLS: when and How (10 mins)
7. **10:44** - Suprachoroidal Hemorrhage – How to Manage (10 mins)
8. **10:54** - Post Operative Endophthalmitis: Detection and Management (12 mins)

: Krishna Prasad KUDLU

: Aparna NAYAK

: Krishna Prasad KUDLU

: Shamanth SHETTY

: Sunil GANEKAL

: Chinnappa GANAPATHI

: Vikram JAIN

: Sharat HEGDE

Panel Discussion :- (5 Mins)

Guest talk - Tanvi Haldipurkar: Evaluation of the visual performance of the new refractive Optiflex Xtense comfort plus lens in the real world scenario (8 Mins)

[APS0II Symposium] Frontiers in Uveitis: Innovations and Insights

Chairs : Rupesh AGRAWAL, Vishali GUPTA, Dennis LAM

Date :	04-04-2025
Time :	09:45-11:15
Hall :	Mogra Hall 404 A

The inaugural symposium of the Asia-Pacific Society of Ocular Inflammation and Infection (APS0II) brings together leading experts in the field of uveitis imaging to share the latest advancements, research findings, and clinical practices. This 90-minute session will exclusively focus on the role of imaging in uveitis, including cutting-edge diagnostic techniques, advanced imaging modalities, and innovative image analysis approaches. Attendees will gain valuable insights into how imaging technologies are revolutionizing uveitis care and improving diagnostic accuracy, treatment monitoring, and patient outcomes. The session will culminate in a dynamic panel discussion focused on the role of imaging in advancing uveitis research and patient care in the region.

- | | |
|---|--------------------|
| 1. 9:45 Imaging Modalities for Uveitis: Current Perspectives - 10 Mins | : Zheng Xian THNG |
| 2. 9:55 Advancements in Uveitis Imaging: A Comprehensive Overview - 10 Mins | : Peizeng YANG |
| 3. 10:05 TBC - Quan Dong NGUYEN | : Quan Dong NGUYEN |
| 4. 10:15 Multimodal Imaging for Infectious Uveitis - 10 Mins | : Vishali GUPTA |
| 5. 10:25 Role of Advanced Image Analysis in Uveitis Diagnosis and Monitoring - 10 Mins | : Rupesh AGRAWAL |
| 6. 10:35 Improving Uveitis Outcomes Through Imaging Collaboration - 10 Mins | : Dennis LAM |
| 10:45 Panel Discussion: The Role of Imaging in Advancing Uveitis Care in the Asia Pacific | |

IC1014 - Imaging in Ocular Oncology

Rolika Bansal

Date :	04-04-2025
Time :	09:45-11:15
Hall :	Mogra Hall 404 B

- | | |
|---|----------------------|
| 1. Anterior segment - Optical coherence tomography (AS-OCT) - 15 mins
Anterior segment - Optical coherence tomography angiography (AS-OCTA)
Ultrasound biomicroscopy - Anterior segment applications | : Santosh G. Honavar |
| 2. Ultrasonography (A- and B-scan) - 15 mins
Ultrasound biomicroscopy - Posterior segment applications
Fundus autofluorescence (FAF)
Fundus fluorescein angiography (FFA)
Indocyanine green angiography (ICGA)
Posterior segment - Optical coherence tomography (OCT)
Posterior segment - Optical coherence tomography angiography (OCTA) | : Rolika Bansal |
| 3. CT in ocular oncology - 10 mins | : Santosh G. Honavar |
| 4. MRI in ocular oncology - 10 mins | : Rolika Bansal |

Questions and Answers (10 mins)

IC179 - OBITUARY: Clinical examination in glaucoma diagnosis

Date :	04-04-2025
Time :	09:45-11:15
Hall :	Kadamb Hall 405

Sood DEVINDRA

Traditionally the Diagnosis of Glaucoma Has Revolved Around the Intra Ocular Pressure, Optic Disc, Visual Fields and Gonioscopy. One Concern Has Been the Late Stage at Which Glaucoma is Being Diagnosed in Our Country. the Other is the False Positives We Create in Our Busy Clinics as We Depend on Technology to Answer the Question - Yes Glaucoma / No Glaucoma. Since Normal in Medicine is Rarely Described as an Absolute Value, Many Without Glaucoma Are on Treatment Simply Because a Clinical Co Relate of Instrument-Based Findings Has Not Been Done. If Intra Ocular Pressure is One Variable, Then 11-21 MmHg is Considered Normal. Do We Start Treatment If the IOP is 22 or 23 MmHg. This Course Highlights Through Case Discussions the Importance of Clinically Co Relating IOP Readings, Structural and Functional Assessment of the Optic Disc and Angle Outflow Facility in the Clinical Perspective to Avoid Unnecessary Treatment.

- | | |
|---|-------------------------|
| 1. 09:45 - Course Introduction (3 mins) | : Sood DEVINDRA |
| 2. 09:48 - Case Discussions: Effect of Intra Ocular Pressure and Variables Affecting It (13 mins) | : Divya RAJSRINIVAS |
| 3. 10:01 - Current Significance of IOP (5 mins) | : Priti Paritosh KAMDAR |
| 4. 10:06 - Case Discussions: Relevance of Clinical Evaluation of the Optic Disc (13 mins) | : Divya RAJSRINIVAS |
| 5. 10:19 - Current Significance of Evaluating of the Optic Disc in Glaucoma (5 mins) | : Sathyan PARTHASARATHI |
| 6. 10:24 - Case Discussions: Interpretation and Analysis of Visual Fields (13 mins) | : Jyotsna JAREDA |
| 7. 10:37 - How to Read a Visual Field Printout to Avoid Pitfalls in Diagnosis (5 mins) | : Mayuri B. KHAMAR |
| 8. 10:42 - Case Discussions: Shallow Anterior Chambers: Detection and Significance (10 mins) | : Jyotsna JAREDA |
| 9. 10:52 - Do all Shallow Anterior Chambers Need Treatment (5 mins) | : George Ronnie J. |
| 10. 10:57 - Concluding Remarks (3 mins) | : Sood DEVINDRA |

Guest Talk - Murali Ariga: Patient -centered Glaucoma Management : The case for Preservative free Medications (10 mins)

Macular Surgery

Date :	04-04-2025
Time :	09:45-11:15
Hall :	Palash Hall - Grand Ball Room A

Chairperson : Marten BRELEN, Raja Rami REDDY, Hiroko TERASAKI

Recently various new adjunctive techniques in surgeries for eyes with epiretinal proliferation, macular hole and subretinal hemorrhage etc. have been reported. In this symposium, indication and results of various types of ERM surgeries will be presented, followed by the presentation of inverted epiretinal proliferation membrane flap for lamellar hole. Vitrectomy for macular holes, especially in the highly myopic eyes, has sometimes been controversial, and indication of macular buckling for highly myopic eyes has been in the debate for long time. Macular hemorrhage will be another important indication for surgery. Robotic-assisted endoscope and subretinal injections using robotics will be promising surgical adjunct devices in the next era. In the panel discussion, the audience will get new dynamic ideas of macular surgeries.

- | | |
|--|------------------|
| 1. 09:45 ERM Surgery - Different Situations - 10 Mins | : Tinku BALI |
| 2. 09:55 Inverted Epiretinal Proliferation Membrane Flap – Indications and Results - 10 Mins | : Chung-may YANG |
| 3. 10:05 Failed Macular Hole Surgery - 10 Mins | : Avnindra GUPTA |
| 4. 10:15 Macular Buckles - 10 Mins | : Marten BRELEN |
| 5. 10:25 Macular Surgery for Subretinal Hemorrhage - 10 Mins | : Takeshi IWASE |
| 6. 10:35 Robotics - 10 Mins | : Koh-hei SONODA |
| 7. 10:45 Robotic-Assisted Subretinal Injections - 10 Mins | : Haotian LIN |

[APGS Symposium] Surgical Management of Primary Angle Closure Glaucoma

Chairperson : Clement C THAM, Tanuj DADA, Seng-kheong FANG

Date :	04-04-2025
Time :	09:45-11:15
Hall :	Palash Hall - Grand Ball Room B

Surgical management of patients with primary angle closure glaucoma (PACG) sometimes presents with unique challenges. This symposium will discuss various options, indications and techniques: from cataract surgery, combined cataract and glaucoma surgery, prevention and management of complications, trabecular bypass procedures, minimally invasive bleb surgery, tube implantation to endoscopic cyclophotocoagulation. Tips and pearls will be shared to overcome potential difficulties, avoid unwanted results and maximize outcomes in this subset of patients.

- | | | |
|----------|---|-----------------------|
| 1. 9:45 | Difficult Cataract Surgeries and Choice of IOL in PACG Eyes - 8 Mins | : Wen Wei (david) WOO |
| 2. 9:53 | Primary Angle Closure Glaucoma: When Is Lens Extraction Not Enough? - 8 Mins | : Clement C THAM |
| 3. 10:01 | Prevention and Management of Potential Complications of Trabeculectomy in PACG - 8 Mins | : Ramanjit SIHOTA |
| 4. 10:09 | Phaco + Goniotomy in PACG: Who, Why and How? - 8 Mins | : Xiulan ZHANG |
| 5. 10:17 | Trabecular Bypass Devices in PACG: Is It Worth It? - 8 Mins | : Shamira PERERA |
| 6. 10:25 | Minimally Invasive Bleb Surgery: Tips and Pearls - 8 Mins | : Chelvin SNG |
| 7. 10:33 | Challenges in Placing Tubes in PACG Eyes Joseph - 8 Mins | : Anthony TUMBOCON |
| 8. 10:41 | Role of Endoscopic Cyclophotocoagulation in PACG - 8 Mins | : Dewang ANGMO |

AIOS International Heros

Chairperson : Samar BASAK
Co- Chairperson : Partha BISWAS
Convenor : Lalit VERMA
Co- Convenor : Namrata SHARMA
Moderator : Rohit SHETTY

Date :	04-04-2025
Time :	09:45-11:15
Hall :	Palash Hall - Grand Ball Room C

Name	Name	Name	Name
Aadithreya VARMAN	Awaneesh UPADHYAY	Thirumalesh M. B	Madhu UDDARAJU
Aarti HEDA	Ayushi GUPTA	Pratibha PANMAND	Mayank JAIN
Aaysha KHANUM	Anugraha BALAMURUGAN	Farnaz YAZEER	Mudit TYAGI
Kelkar Aditya SHREEKANT	Bharat GURNANI	Hitisha MITTAL	Narendra Singh VERMA
Akash BELENJE	Bhavik PANCHAL	John Davis AKKARA	Nawazish SHAIKH
Akash BELENJE	Daraius SHROFF	Joyeeta DAS	Neelima BALAKRISHNAN
Amit Kumar DEB	Deepak MISHRA	Kirandeep KAUR	Neeraj ISRANI
Amulya PUNATI	Deependra Vikram SINGH	Krati GUPTA	Neha ADLAKHA
A. K. MANDAL	Deepti P.	Kshitij RAIZADA	Nishi SATISH
Aniruddh HEROOR	Deepthi RH	Kumar DOCTOR	Noopur GUPTA
Anju KURIAKOSE	Dewang ANGMO	D Lionel RAJ	Pratheeba Devi NIVEAN
Ankita AISHWARYA	Dipti SINGH	Madhavi Ramanatha PILLAI	Padmapriya VENKATARAMANAN
Arpita KULSHRESTHA	Naren SHETTY	Banka Megha AJAY	Panaah SHETTY
Arti ELHENCE	Poornachandra B	Mithun THULASIDAS	Pooja KHAMAR
Ashish MARKAN	Shruti Kochar MARU	MOUSUMI BANERJEE	Pranesh BALASUBRAMANIAM
Ashwitha ALVA	Srishti KHULLAR		

DAY 02 – FRIDAY

Name	Name	Name	Name
Prasanna Venkatesh RAMESH	Saurabh DESHMUKH	Noopur GUPTA	Veer SINGH
Puneet JAIN	Savleen KAUR	Shweta SINGH	Vineet Kumar BATWANI
Bhagat Purvi RAJ	Vasavada Abhaykumar RAGHUKANT	Sindhuja SRINIVASAN	Vishal RAVAL
Rolika BANSAL	Sharmila	Sonam YANGZES	Vrinda DALWANI
Ruju UNADKAT	Sheetal Achyut MUNDE	Srihari BALARAJ	Yashdeep DAS
Rushad SHROFF	Shirali GOKHARU	Sunita CHAURASIA	Zain KHATIB
Vasavada Abhaykumar RAGHUKANT	Shishir VERGHESE	Sushmita KAUSHIK	Rajiv GANDHI
Sameera NAYAK	Shreya NAYAK	Swati SAHU	Shruti Kochar MARU
	Shrutakirty PARIDA	Tanmoy VAIDYA	Srishti KHULLAR
		Tushya Om PARKASH	Prithvi CHANDRAKANTH

Rajasthan Ophthalmological Society

Panelist : Sanjeev DESAI, L K NEPALIA, Gulam Ali KAMDAR, Mukesh SHARMA

Date : 04-04-2025

Time : 10:30-11:45

Hall : Trade Room 1

- | | |
|---|-----------------------|
| 1. Optimising Toric IOL outcomes | : Neeraj KHUNGER |
| 2. Phaco in Difficult Situations | : Harshul TAK |
| 3. Hydro-Implantation Irrigator- a New Device for IOL Hydroimplantation : Bhargava SORABH | : Sorabh BHARGAVA |
| 4. Dead Bag Syndrome-Managing Spontaneous Dislocation of Iol's | : Samaresh SRIVASTAVA |
| 5. All Roads Lead to Rome- Different Shades of Secondary IOL | : Vishal AGRAWAL |
| 6. Cataract Surgery in Post RK Patients | : Arun KSHETRAPAL |
| 7. Innovation & Advances in Paediatric Cataract Surgery | : Suresh PANDEY |

IC275 - Orbital pathologies demystified

Ruchi GOEL

Date : 04-04-2025

Time : 10:30-11:45

Hall : Trade Room 2

Orbital Pathologies Often Pose a Diagnostic and Management Dilemma Due to Close Proximity of Critical Structures in a Limited Concealed Space. Consequently, a Delay in Treatment Can Be Detrimental Leading to an Irreversible Visual Impairment. A Thorough Clinical Examination Complemented by Appropriate Investigations is Critical for Clinching the Diagnosis and Recognizing the Urgency of Intervention. This Instruction Course Will Take the Attendee Through a Systematic Clinical Work up, Interpretation of Investigations, Surgical Approaches and Follow-Up Protocols in Commonly Encountered Orbit Cases.

- | | |
|---|-----------------|
| 1. 10:30 - Examination of a Case of Proptosis (10 mins) | : Shaloo BAGEJA |
| 2. 10:40 - Relevant Anatomy and Surgical Approaches to Orbital Tumours: (15 mins) | : Ruchi GOEL |
| 3. 10:55 - Approach to Orbital Inflammation (10 mins) | : Sima DAS |
| 4. 11:05 - Interpretation of Imaging and Relevance of Orbital Perfusion (10 mins) | : Shalin SHAH |
| 5. 11:15 - Interventions in Thyroid Eye Disease (10 mins) | : Ruchi GOEL |

Panel Discussion :- (20 Mins)

IC403 - Unveiling the approach in complicated cataract surgery

Rajiv CHOUDHARY

Date :	04-04-2025
Time :	10:30-11:45
Hall :	Trade Room 3

Cataract is a Common Eye Condition That Affects Millions of People Worldwide. Now a Days It Becomes a Refractive Surgery Rather Than Just Giving Good Vision to Patient. In Today's Scenario Understanding the Complicated Cataract is Essential in Order to Provide Best Possible Outcome for Patients. All This Leads to Tremendous Pressure on the Part of Surgeon. This Instruction Course Will Teach You About Complicated Cataract Surgery Management and and How to Give Best Results in Worst Conditions. This Session Will Conclude with Interactive Discussion Among the Panelist and Audience.

1. **10:30** - Astigmatism - How to Give Best Results (7 mins)
2. **10:37** - Mature and Hard Cataract Management (7 mins)
3. **10:44** - Subluxated Cataract Surgery - Newer Methods (7 mins)
4. **10:51** - Small Pupil - Approach in Cataract Surgery (7 mins)
5. **10:58** - Complete Guide to Cataract Surgery After Any Refractive Surgery (7 mins)
6. **11:05** - Corneal Opacity -How to Perform Cataract Surgery (7 mins)
7. **11:12** - Traumatic Cataract- Challenges and Managemnet (7 mins)

: Rajesh JOSHI
: Shroff Ashok PRANJIVANDAS
: Mahipal S. SACHDEV
: Harbansh LAL
: Rajiv CHOUDHARY
: Urvija CHOUDHARY
: Nichlani V.K.

Panel Discussion :- (25 Mins)

Indian ROP Society Meeting

Date :	04-04-2025
Time :	10:30-11:45
Hall :	Trade Room 4

1. **10:30** Scientific Activities of IROP : Need to Review - 10 mins
2. **10:40** IROP Society's Journey Thus Far - 10 mins
3. **10:50** IROP News Letter - 10 mins
4. **11:00** Professor Michael Trese Oration - 20 mins
5. **11:20** Training & Certification Program - 10 mins
6. **11:30** Augmenting Awareness on ROP Among Govt and NGO's – the Road Map - 10 mins

: Raj Vardhan AZAD
: Anand VINEKAR
: Shilpi SHAH
: Domenico LEPORE
(Invited Faculty)
: Shwetha MANGALESK
: Pramod Sadashiorao BHENDE

Eye banking association of India (EBAI)

Chairpersons : Maj Gen J.K.S. PARIHAR, Samar BASAK, Martin BORGEL
Co-Chair : Quresh B. MASKATI
Convenor : Sujata DAS
Co-Convenors : Rajesh SINHA, Manisha ACHARYA, Rakesh SHAH, Swati TOMAR, Rekha GYANCHAND

Date :	04-04-2025
Time :	10:30-11:45
Hall :	Trade Room 5

- | | |
|---|---------------------------|
| 1. Shaping the Future of Global Eye Banking | : Martin BORGEL |
| 2. Beyond Corneas: Expanding the Scope of Eye Banking | : Sunita CHAURASIA |
| 3. Bangladesh Eye Banking: Progress, Challenges & Innovations | : Ashruf H RIDOY |
| 4. Nepal's Eye Banking Journey: Scaling Impact & Sustainability | : Meenu CHOWDHARY |
| 5. Vision 2030: The Future of Eye Banking & Corneal Transplantation | : Sujata DAS |
| 6. Eye Banking in Indonesia | : Yulia AZIZA |
| 7. The Tech Revolution in Eye Banking: Innovations & Training for the Next Decade | : Rakhi NATHAWAT |

Keynote Address - Arundhati Anshu: Evolution of the role of eye bank in the era of lamellar surgeries (10 mins)

Forum of Ophthalmic Teachers of India (FOTI): Recommended Modalities on Ongoing UG & PG Curriculum of Ophthalmology Under NMC adopted at FITI Eighth National Assembly

Chairpersons : Lalit Kumar NEPALIA, Jagat RAM, Satya Prakash SINGH, J. S. TITIYAL, Radhika TANDON
Convenor : Surinder S PANDAV
Moderator : Subhash DADEYA

Date :	04-04-2025
Time :	10:30-11:45
Hall :	Trade Room 6

Introduction

Recital of Recommendations

Speakers :

- Prof A Suresh Raman Rao ; Expert Opinion
- Prof Gursatinder Singh ; Expert Opinion
- Prof Kavita Bhatnagar ; Expert Opinion
- Prof Ashok Nanda ; Expert Opinion
- Prof Ramesh Chandra Gupta ; Expert Opinion

Concluding Remarks

Take Away Message

Ramandeep SINGH

Parul Chawla GUPTA

: Malik K.P.S

: K L MAHADEVAN

: D. SUNDAR

: Nilesh V. PAREKH

: Bibhuti Prassan SINHA

: Samanta Swapan KUMAR

: BNR SUBUDHI

APAO Quiz

Chair(s): Quresh MASKATI, Namrata SHARMA

Date :	04-04-2025
Time :	10:30-11:15
Hall :	Showcase Theatre

All registered delegates are invited to test their wits by attempting to answer a set of multiple-choice ophthalmology-related questions in the APAO Quiz. Attractive prizes are assured for winners!

APAO Quiz (via Kahoot) - 45 Mins

[AAO Symposium] Debates in Retina: Where Are We Now?

Chair : Passant ABDELRAHMAN, Taraprasad DAS, Lihteh WU

Date :	04-04-2025
Time :	11:30-13:00
Hall :	Brahmkamal Hall - Auditorium A

Now? In this 90-minute AAO retina symposium, we are happy to bring together international experts to host interesting debates on the latest developments in the management of retinal diseases. A wide range of topics will be covered, including the applications of OCT angiography, the role of early treatment for myopic traction maculopathy, treatment regimens for the use of anti-VEGF therapy in neovascular age-related macular degeneration, first-line treatment options for central serous chorioretinopathy, and those for proliferative diabetic retinopathy.

- | | |
|---|---------------------|
| 1. 11:30 Routine Clinical Use of OCT Angiography for Retina Diseases – Yes - 6 Mins | : Muna BHENDE |
| 2. 11:36 Routine Clinical Use of OCT Angiography for Retina Diseases – No - 6 Mins | : Srinivas SADDA |
| 3. 11:42 Panel Discussion - 5 Mins | |
| 4. 11:47 First-Line Therapy for Myopic Tractional Maculopathy: Macular Buckle - 6 Mins | : Simon SZETO |
| 5. 11:53 First-Line Therapy for Myopic Tractional Maculopathy: Vitrectomy - 6 Mins | : Kyoko OHNO-MATSUI |
| 6. 11:59 Panel Discussion - 5 Mins | |
| 7. 12:04 Anti-VEGF Treatment for Neovascular AMD? As Needed (PRN) - 6 Mins | : Colin TAN |
| 8. 12:08 Anti-VEGF Treatment for Neovascular AMD? Treat-and-Extend - 6 Mins | : Ramachandran NAIR |
| 9. 12:14 Panel Discussion - 5 Mins | |
| 10. 12:19 First Line Treatment for Central Serous Chorioretinopathy: PDT - 6 Mins | : Jose ROCA |
| 11. 12:25 First Line Treatment for Central Serous Chorioretinopathy: Micropulse Laser - 6 Mins | : Lihteh WU |
| 12. 12:31 Panel Discussion - 5 Mins | |
| 13. 12:36 First Line Treatment for Proliferative Diabetic Retinopathy: Laser - 6 Mins | : Maria BERROCAL |
| 14. 12:42 First Line Treatment for Proliferative Diabetic Retinopathy: Anti-VEGF Therapy - 6 Mins | : Jay SHETH |
| 15. 12:48 Panel Discussion - 6 Mins | |

IC600 - Phacoemulsification - Case based learning

Ragini Hasmukhray PAREKH

Date :	04-04-2025
Time :	11:30-13:00
Hall :	Brahmkamal Hall - Auditorium B

Phacoemulsification is the Preferred Method for Cataract Surgery but There Are Situations When Even Experienced Phaco Surgeons Have to Refresh Their Skills . Increased Awareness Among Patients Have Changed the Practice Pattern in Last Few Years . Demand of Topical Surgeries and Faster Recovery Has Taken the Front Sit . Providing Perfect Results Even in Difficult Scenarios Needs a Surgeon Who Has Mastered His Skills . This Session is Focused on Simple Ways to Manage Difficult Cases and Tips to Improvise Your Surgical Outcomes . Course Will Be Majorly Videos Based and Interactive Session with Experienced Surgeons . We Try to Cover Wide Spectrum yet Common Situations in Day Today Life of Phaco Surgeon.

- | | |
|--|--------------------------------|
| 1. 09:45 - Tips and Tricks of Soft Polar Cataracts (10 mins) | : Ragini Hasmukhray PAREKH |
| 2. 09:55 - Subluxated Cataracts - Ways to Stabilise (10 mins) | : Shirish Vishwasrao THORAT |
| 3. 10:05 - Conquer Morgagnian - Optimum Use of Machine (10 mins) | : Lahane Tatyrao PUNDLIKRAO |
| 4. 10:15 - White Cataracts - Tips and Tricks (10 mins) | : Navneet Shamsundar TOSHNIWAL |
| 5. 10:25 - Management of PCR (10 mins) | : Ragini Hasmukhray PAREKH |
| 6. 10:35 - IOL Exchange - When, Why and How (10 mins) | : Lahane Tatyrao PUNDLIKRAO |

Guest Talk - Jebinth BRAYAN: (Guest Talk) PHACOSIT (10 mins)

[APMS Symposium] Myopia Prevention and Control

Chair : Mingguang HE, Jitendra JETHANI, Pei-chang WU

Date :	04-04-2025
Time :	11:30-13:00
Hall :	Parijat Hall 201

The symposium addresses the topics of prevention and control of myopia in children and adolescents, with presentations and discussions of various current methodologies, including topical atropine therapy, red light therapy, concentrically multifocal contact lenses and glasses, orthokeratology, and application of artificial intelligence in the field.

- | | |
|---|---------------------|
| 1. 11:30 Atropine for Controlling the Progression of Myopia - 10 Mins | : Jason YAM |
| 2. 11:40 Outdoor Time Prevents Myopia Progression in Premyopic Children - 10 Mins | : Pei-chang WU |
| 3. 11:50 Red Light Therapy for Myopia Control: An Update on Evidence on Efficacy and Safety - 10 Mins | : Mingguang HE |
| 4. 12:00 Combination Therapy for Preventing the Progression of Myopia - 10 Mins | : Jitendra JETHANI |
| 5. 12:10 Red Light Therapy and Its Effectiveness on Managing High Myopia in Japanese Children - 10 Mins | : Tae YOKOI |
| 6. 12:20 Role of AI in Myopia Control - 10 Mins | : Marcus ANG |
| 7. 12:30 Controversies in the Management of Childhood Myopia - 10 Mins | : Rohit SAXENA |
| 8. 12:40 The Near Work or Outdoor Timing Which One Is the Culprit for Myopia Progression - 10 Mins | : Pavan VERKICHARLA |

DAY 02 – FRIDAY

Trends in Corneal Transplantation

Chair : Jodhbir MEHTA, Umang MATHUR

Date :	04-04-2025
Time :	11:30-13:00
Hall :	Kumudini Hall 301

Over the last two decades we have had a significant shift in the way corneal transplantation has been performed. The symposium will look at trends in cornea transplantation internationally, as well as highlighting two of the most common procedures that have replaced standard penetrating keratoplasty - deep anterior lamellar keratoplasty and endothelial keratoplasty. In addition, there is a trend now to look at new forms of endothelial repair. COVID 19 had a significant impact on corneal transplantation both in relation to the primary disease but also in relation to the effect of the vaccine on patients, who have had previous corneal transplants.

- | | |
|---|------------------|
| 1. 11:30 International Trends in Corneal Transplantation - 12 Mins | : Charles MCGHEE |
| 2. 11:42 DALK - 12 Mins | : Rajesh FOGLA |
| 3. 11:54 Replacing or Repairing the Endothelium - 12 Mins | : Jie ZHANG |
| 4. 12:06 Modified Method for Nanothin Descemet Stripping Automated Endothelial Keratoplasty With Injector - 12 Mins | : Wei CHEN |
| 5. 12:18 COVID 19 and Corneal Transplantation - 12 Mins | : Natalie ALLEN |
| 6. 12:30 Considering Confocal Microscopy of the Cornea in Health, Disease and Transplantation - 12 Mins | : Stuti MISRA |

Mastering the Art of Ophthalmic Trauma: A 90-Minute Masterclass

Date :	04-04-2025
Time :	11:30-13:00
Hall :	Gulmohar Hall 302

Chair : Yunia IRAWATI, Mehel SHAH, Fasika WORETA

This masterclass offers a comprehensive guide to mastering trauma management. Participants will learn advanced surgical techniques for complex trauma, managing iris and choroidal injuries, pediatric retina trauma, and traumatic endophthalmitis. The session includes innovative video-assisted learning, providing step-by-step guidance on complex trauma cases and lid repairs for trauma linked to domestic violence-related injuries.

Focusing on practical, evidence-based strategies, the masterclass ensures attendees gain the confidence to apply these techniques. Concluding with a panel discussion, this session is useful for advancing trauma care excellence.

- 11:30 Video-Assisted Learning: Mastering the Management of Complex Trauma Cases - 10 Mins : Anadi KHATRI K C
- 11:40 Iris Injuries: Surgical Pearls and Techniques - 10 Mins : Sushank BHALERAO
- 11:50 Surgical Management of Choroidal Injuries: A Step-by-Step Guide - 10 Mins : Yuntao HU
- 12:00 Navigating Complexities: Video-Assisted Strategies in Surgical Case Management - 10 Mins : Amer AWAN
- 12:10 Advances in Pediatric Retina Trauma: Innovative Approaches and Case-Based Insights - 10 Mins : Xufang SUN
- 12:20 Traumatic Endophthalmitis: A Video-Assisted Guide to Diagnosis and Management - 10 Mins : Gitalisa ADRIONO
- 12:30 Video-Assisted Lid Repair: Techniques and Strategies in Management of Domestic Violence - 10 Mins : Tarjani DAVE

Panel Discussion - 20 Mins

World Society of Paediatric Ophthalmology and Strabismus: WSPOS Video Potpourri : An Intercontinental Perspective on Strabismus & Paediatric Ophthalmology

Date :	04-04-2025
Time :	11:30-13:00
Hall :	Javakusum Hall 303

Moderators: Ken NISCHAL, Ramesh KEKUNNAYA

- | | |
|----------------------|------------------|
| 1. Parth SHAH | Anterior Segment |
| 2. Ken NISCHAL | Anterior Segment |
| 3. Goura CHATTANAVAR | Cataract |
| 4. Srijana ADHIKARI | Cataract |
| 5. Vladimir PFEIFER | Cataract |
| 6. Craig DONALDSON | Strabismus |
| 7. Yi Ning STRUBE | Strabismus |
| 8. Jyoti MATALIA | Strabismus |
| 9. Ramesh KEKUNNAYA | Strabismus |
| 10. Naomi TAN | Strabismus |
| 11. Rahul BHOLA | Anterior Segment |

Format: 90-Minute Symposium Will Be Divided Into 2 Parts – Strabismus & Paediatric Ophthalmology. We Will Have 6 Strabismus Video Clips, 2 Anterior Segment Video Clips & 3 Cataract Video Clips with Discussions Interspersed Throughout the Symposium.

When the going gets tough ! the tough gets going - Final

Chairman: Harshul TAK
Judges: Kumar DOCTOR, Gaurav LUTHRA, Suvira JAIN, Naren SHETTY, Om Parkash ROHIT, MinuM. MATHEN
Coordinator: Vanashree NAIR

Date :	04-04-2025
Time :	11:30-13:00
Hall :	Champa Hall 304

Controversies in Uveitis: Debates and Cutting-Edge Treatments

Chair : Padmamalini MAHENDRADAS, Quan Dong NGUYEN, Peizeng YANG

This session will delve into the ongoing controversies and debates in uveitis management. By presenting contentious cases, speakers will explore different viewpoints and evidence supporting various management strategies. The session will provide a balanced discussion on the use of steroids versus immunomodulatory therapy, the role of biologics, surgical interventions, and emerging therapies, all supported by MMI and clinical trial data.

Date :	04-04-2025
Time :	11:30-13:00
Hall :	Neelkamal Hall 305

1. **11:30** TNF-Inhibitors in Uveitis Management - 10 Mins
2. **11:40** Surgical vs. Medical Management of Infectious Uveitis - 10 Mins
3. **12:50** Managing Refractory Non-infectious Uveitis - 10 Mins
4. **12:00** Pediatric Uveitis: Special Considerations - 10 Mins
5. **12:10** Differentiating Infectious vs. Non-infectious Uveitis - 10 Mins
6. **12:20** Role of Lifestyle Modifications - 10 Mins
7. **12:30** Emerging Therapies - 10 Mins

: Jennifer THORNE
: Manisha AGARWAL
: Mary HO
: Aim-on SAENGSRINAVIN
: Vishali GUPTA
: Kalpana MURTHY
: Quan Dong NGUYEN

Rapid Fire Orbital and Oculoplastic Surgery Update Session

Chairperson : Akemi IWASAKI

Date :	04-04-2025
Time :	11:30-13:00
Hall :	Suryamukhee Hall 401

- 11:30** FP3263 - Is Benign Essential Blepharospasm a “Benign” And/or an “Essential” Condition?
Chief & Presenting author : Sameera IRFAN (I15675)
- 11:36** FP3264 - Comparison of External Dacryocystorhinostomy Versus Injection Botulinum Toxin in the Management of Functional Epiphora
Chief & Presenting author : Purnima Rajkarnikar STHAPIT (P20216)
- 11:42** FP3265 - Causes of Failure After Primary Dacryocystorhinostomy Detected on Endoscopic Follow-Up of Ostium
Chief & Presenting author : Huy Thien Thanh HA
- 11:48** FP3266 - Correlations Between Clinical Activity Score and Sero-Radiological Data in Treatment-Naïve Ethnic Han Chinese Thyroid Eye Disease
Chief & Presenting author : Kenneth LAI
- 11:54** FP3268 - A Bridge Too Far – a Simple Technique for Management of Extensive Congenital Upper Eyelid Colobomas
Chief & Presenting author : VIJI RANGARAJAN
- 12:00** FP3269 - Eyelid and Canalicular Reconstruction in Peripunctal Tumors: Single-Center Experience Over Seven Years
Chief & Presenting author : Jingwen DING
- 12:06** FP3270 - A Gel-Assisted Extraction Technique for Lacrimal Canalicular Stones
Chief & Presenting author : Akemi IWASAKI
- 12:12** FP3271 - Rare Eyelid Schwannoma in a Five-Month-Old Infant
Chief & Presenting author : Pauline Andrea WONG
- 12:18** FP3272 - Application of 3D Printed Orbital Model and Preformed Absorbable Orbital Floor Plate in Orbital Burst Fracture Repair Surgery and Personalized Perioperative Care
Chief & Presenting author : Yining WANG
- 12:24** FP3273 - Impact of Orbital Triamcinolone Acetonide Injections on Eyelid Position in Patients with Thyroid Eye Disease
Chief & Presenting author : Yasushi FUJITA
- 12:30** FP3274 - Unilateral Hypoglossal Nerve Palsy After Repairing a Fractured Orbital-Zygomatic Complex: a Case Report and Literature Review
Chief & Presenting author : Zhangyi LI
- 12:36** FP3275 - Cost-Efficiency Comparison Between Endoscopic and Non-Endoscopic Endonasal Dacryocystorhinostomy
Chief & Presenting author : Preethi JEYABAL
- 12:42** FP3276 - Diverse Presentations of Orbital Tuberculosis
Chief & Presenting author : Sushant ADIGA (A24722)

DAY 02 – FRIDAY

OPTOPOL Technology : All in One OCT - Revo A Symposium by Optopol

Chairman : Arkadiusz Chalecki

Date :	04-04-2025
Time :	11:30-12:15
Hall :	Kaner Hall 403

- | | |
|--|---------------------|
| 1. 11:30 Ultra Widefield Retinal Imaging OCT and OCT-A using add-on lens -10 min | : Bartosz Sikorshki |
| 2. 11:40 Ultra High Resolution OCT – is a future standard? 10 min | : Bartosz Sikorshki |
| 3. 11:50 Multimodal OCT – REVO as a Versatile System- 10 min | : D. RAMAMURTHY |
| 4. 12:30 Is OCT-Angiography Replacing FFA and ICG?- 10 min | : Ashish KAMBLE |

Date :	04-04-2025
Time :	12:15-13:00
Hall :	Kaner Hall 403

CSO Costruzione Strumenti Oftalmici : Advancing Anterior Segment Analysis with OCT Technology

Chairman: Sri Ganesh

- | | |
|--|--------------|
| 1. 12:15 MS-39 to guide diagnosis and surgical indications - 15 min | : Jorge ALIÓ |
| 2. 12:30 MS-39 and its role in decision making for refractive surgery - 15 min | : Sri GANESH |

IC1012 - Approach to a Patient With Double Vision

Rashmin GANDHI

Date :	04-04-2025
Time :	11:30-13:00
Hall :	Mogra Hall 404 A

- | | |
|--|--------------------|
| 1. 11:30 - Horizontal Diplopia (12 mins) | : Rohit SAXENA |
| 2. 11:42 - Vertical Diplopia (12 mins) | : Rashmin GANDHI |
| 3. 11:54 - A Patient with Diplopia and Ptosis (12 mins) | : Rashmin GANDHI |
| 4. 12:06 - A Patient with Diplopia and Visual Impairment (12 mins) | : S. AMBIKA |
| 5. 12:18 - Diplopia with Red Eyes (12 mins) | : Clement TAN |
| 6. 12:30 - Challenging Cases (12 mins) | : Manjushree BHATE |

Ocular Tumors: Emerging Drugs and New Trials

Chair : Vishal RAVAL, Duangnate ROJANAPORN, Arun SINGH

Date :	04-04-2025
Time :	11:30-13:00
Hall :	Mogra Hall 404 B

Retinoblastoma, uveal melanoma, and lymphoma are uncommon intraocular tumors. Several pivotal clinical trials have been recently published and other are underway. In this symposium, concepts, design, data and implications of the trials will be presented.

- | | |
|--|---------------------|
| 1. 11:30 Results of the Phase I Dose-Escalation Study to Assess the Oncolytic Virus VCN-01 Safety and Efficacy in Refractory Retinoblastoma Patients - 12 Mins | : Jaume CATALÀ-MORA |
| 2. 11:42 RB: IAC vs IVC Randomized Trial (1) - 8 Mins | : Xianqun FAN |
| 3. 11:50 RB: IAC vs IVC Randomized Trial (2) - 8 Mins | : Renbing JIA |
| 4. 11:58 RB: Orbital Involvement – Trial Update - 12 Mins | : Bhavna CHAWLA |
| 5. 12:10 Retinal Tumors: Emerging Medical Therapies - 12 Mins | : Vishal RAVAL |
| 6. 12:22 Vitreoretinal Lymphoma: Genotypic and Phenotypic Characterization - 12 Mins | : Christopher LEE |
| 7. 12:34 Uveal Melanoma: New Ocular Trials - 12 Mins | : Arun SINGH |
| 8. 12:46 Ocular Adnexal Tumors: Emerging Medical Therapies - 10 Mins | : Gangadhara SUNDAR |

Advances in Multi-Omics Approaches to Understanding Eye Diseases

Date :	04-04-2025
Time :	11:30-13:00
Hall :	Kadamb Hall 405

Chair : Ching-yu CHENG, Pirro HYSI, Govindasamy KUMARAMANICKAVEL

This symposium explores cutting-edge multi-omics approaches revolutionizing our understanding of eye diseases. Speakers will present advances in genomics, transcriptomics, proteomics, and/or metabolomics, highlighting their integration with advanced computational tools. Discussions will focus on novel biomarkers, pathways, and potential therapeutic targets for blinding eye diseases. Attendees will gain insights into the potential of multi-omics in driving precision ophthalmology, bridging the gap between molecular discoveries and clinical applications.

- | | |
|--|--------------------------|
| 1. 11:30 Multi-Omics Mendelian Randomization to Decode Causality in Eye Diseases - 10 Mins | : Ching-yu CHENG |
| 2. 11:40 Molecular Dissections of Primary Congenital Glaucoma Using Multi-omics Approaches - 10 Mins | : Subhabrata CHAKRABARTI |
| 3. 11:50 TBC - 10 Mins | : Pirro Hysi |
| 4. 12:00 Genome-First Integrative Omics Approach to Complex Eye Diseases - 10 Mins | : Masato AKIYAMA |
| 5. 12:10 New Insights Into Disease Mechanisms From Glaucoma Genetics - 10 Mins | : Janey WIGGS |
| 6. 12:20 Translational Genomics of Eye Diseases - 10 Mins | : Periasamy SUNDARESAN |

Women Ophthalmologists Worldwide & Women Ophthalmologists Society of India

Empower, Evolve, Excel- Women Ophthalmologists Worldwide & Women Ophthalmologists Society of India

Chairs: Ava HOSSAIN, Femida KHERANI, Madhu BHADAURIA, Mohita SHARMA, Clare TIMBO
Moderator: Carmen CHAN, Aarti NANGIA

Date :	04-04-2025
Time :	11:30-13:00
Hall :	Palash Hall - Grand Ball Room A

Empower: Breaking the Mould (25 minutes)

- | | |
|--|-------------------------|
| 1. Getting them all together on one platform
KEYNOTE ADDRESS | : Mohita SHARMA |
| 2. Redefining Success in Ophthalmology: Women eye health leaders | : Clare Szalay TIMBO |
| 3. Mentoring to pull up my fellow colleagues | : Eli Pradhan RANJITKAR |

Evolve: Future-Proofing Ophthalmology (50 minutes)

- | | |
|---|-------------------------|
| 4. Networking to find new opportunities | : Rubamalar GUNATHEESAN |
| 5. Power of social media in ophthalmology | : Femida KHERANI |
| 6. Workplace Evolution: Building a Resilient and Inclusive Practice | : Jimmy MITTAL |
| 7. Surgical innovations | : Shweta WALIA |
| 8. Research on genetic eye diseases | : Mariya MOOSAJEE |
| 9. Mom's guilt- Is it a reality to be addressed | : Doel BISWAS |
| 10. Gratitude and give back to community | : Anna TAN |

Excel: Pearls in ophthalmology (15 min)

Paediatric ophthalmology – 5 pearls - Naomi TAN

Ocular surface diseases – 5 pearls - Swati TOMAR

Ophthalmic Premier League (OPL)

Chairs : Amar AGARWAL
Judges: Debasish BHATTACHARYA, Santosh HONAVAR,
Krishna Prasad KUDLU, Ragini PAREKH,
Jeewan TITIYAL, Amit PORWAL

Date :	04-04-2025
Time :	11:30-13:00
Hall :	Palash Hall - Grand Ball Room B

The Ophthalmic Premier League (OPL) symposium is akin to the Indian Premier League games but with a difference as the OPL is connected to ophthalmology. The idea here is to have 4 teams with 4 captains. Each team will sport their team jersey. Each team will have a total of 4 members with each getting 4 minutes to show their most challenging case through videos. Each team will be given a total of 18 minutes. There will be a good discussion on each case for the remaining time. The winning team will be awarded the AIOS-OPL trophy. The awards given will be from judges and from audience votes. The categories will be: 1. Best entertainer 2. Best Video 3. Best Team

- | | |
|---|-------------------------------|
| 1. 11:30. Team CONFIDENT CAPSULES - Video Case 1 - 4 Mins | : Namrata SHARMA |
| 2. 11:34. Team CONFIDENT CAPSULES - Video Case 2 - 4 Mins | : Marie-jose TASSIGNON |
| 3. 11:38. Team CONFIDENT CAPSULES - Video Case 3 - 4 Mins | : Priya NARANG |
| 4. 11:42. Team CONFIDENT CAPSULES - Video Case 4 - 4 Mins | : Gaurav LUTHRA |
| 5. 11:46. Team MIGHTY MULTIFOCALS - Video Case 1 - 4 Mins | : T P LAHANE |
| 6. 11:50. Team MIGHTY MULTIFOCALS - Video Case 2 - 4 Mins | : David CHANG |
| 7. 11:54. Team MIGHTY MULTIFOCALS - Video Case 3 - 4 Mins | : Kumar DOCTOR |
| 8. 11:58. Team MIGHTY MULTIFOCALS - Video Case 4 - 4 Mins | : Rohit OM PARKASH |
| 9. 12:02. Team DIVIDE AND CONQUER - Video Case 1 - 4 Mins | : Mahipal SACHDEV |
| 10. 12:06. Team DIVIDE AND CONQUER - Video Case 2 - 4 Mins | : Soon-phaik CHEE |
| 11. 12:10. Team DIVIDE AND CONQUER - Video Case 3 - 4 Mins | : Partha BISWAS |
| 12. 12:14. Team DIVIDE AND CONQUER - Video Case 4 - 4 Mins | : Deepak MEGUR |
| 13. 12:18. Team CRAZY CHALLENGERS - Video Case 1 - 4 Mins | : Mohan RAJAN |
| 14. 12:22. Team CRAZY CHALLENGERS - Video Case 3 - 4 Mins | : Ashvin AGARWAL |
| 15. 12:26. Team CRAZY CHALLENGERS - Video Case 4 - 4 Mins | : Sonu GOEL |

DAY 02 – FRIDAY

Diabetic Vitrectomies

Chairs : Jay CHHABLANI, Nishant Vijay RADKE, Rajeev REDDY

Date :	04-04-2025
Time :	11:30-13:00
Hall :	Palash Hall - Grand Ball Room C

This session on diabetic vitrectomies promises a rich exploration of intricate surgical methodologies essential for managing diabetic retinopathy. It will commence with a detailed exposition of the procedural steps involved in diabetic pars plana vitrectomy (PPV), laying a robust foundation for subsequent discussions. The focus will then shift to sophisticated membrane dissection techniques, highlighting their critical role in optimizing visual outcomes. A deep dive into tractional retinal detachment (TRD) will illustrate its segmentation as both a science and an art form, while innovative approaches for addressing diabetic macular edema (DME) will be examined. Additionally, the complexities of combined retinal detachments will be unraveled, alongside the intricacies of bimanual surgical techniques. The session will culminate in a presentation on cutting-edge advancements in diabetic PPV, equipping attendees with advanced knowledge and practical insights to refine their surgical expertise and enhance patient care.

- | | |
|--|-------------------------------|
| 1. 11:30 - Steps in Diabetic PPV - 10 Mins | : Paisan RUAMVIBOONSUK |
| 2. 11:40 - Membrane Dissection Techniques - 10 Mins | : Rajeev REDDY |
| 3. 11:50 - Tractional Retinal Detachment (TRD): Segmentation – An Art - 10 Mins | : Hussain KHAQAN |
| 4. 12:00 - PPV for DME - 10 Mins | : Wei-chi WU |
| 5. 12:10 - Combined Retinal Detachments - 10 Mins | : Alok SEN |
| 6. 12:20 - Bimanual Surgery - 10 Mins | : Veerappan SARAVANAN |
| 7. 12:30 - Advances in Diabetic PPV - 10 Mins | : Prashant BAWANKULE |

IC474- Viral Endothelitis: The Challenges

Prafulla Maharana

Date :	04-04-2025
Time :	11:45-13:00
Hall :	Trade Room 1

This instruction course will discuss the basic aspects of Viral endothelitis, such as clinical presentation, differential diagnosis and management. Besides, the management options for corneal edema due to viral endothelitis and the challenges associated with it will be discussed. Recurrence of viral keratitis is a major challenge, a detailed discussion on the pathogenesis behind recurrence and the treatment options for prevention of it will be discussed. lastly, the recent advances in this field and what lies in the future will be discussed in this instruction course,

- | | |
|---|---------------------------|
| 1. 11:45 - Viral Endothelitis: An Overview - 10 Mins | : Ritu NAGPAL |
| 2. 11:55 - Diagnosis of Viral Endothelitis - 8 Mins | : Sumeet LAHANE |
| 3. 12:03 - Recurrency: Pathogenesis & management - 10 Mins | : Manisha ACHARYA |
| 4. 12:13 - Penetrating Keratoplasty in Viral Keratitis: Optimizing outcomes - 10 Mins | : Sujata DAS |
| 5. 12:23 - Endothelial Keratoplasty in Viral Endothelitis - 10 Mins | : Prafulla Kumar MAHARANA |
| 6. 12:33 - Viral Endothelitis: The Future - 10 Mins | : John SARKAR |

IC108 - Neuro Ophthalmic Disc Conditions - Diagnostic Challenges

Chandrasekhar D

Date :	04-04-2025
Time :	11:45-13:00
Hall :	Trade Room 2

The Optic Disc is an Invaluable Tool in Diagnosing Some Important Neuro Ophthalmic Conditions. Many a Times It Gives a Clue to Some Important Life & Vision Threatening Conditions. Apart from a Thorough Knowledge of Clinical Findings, Newer Imaging & Testing Modalities Give Clues for Diagnosing and Assessing Various Conditions and Revolutionized Management Options. This Instruction Course Aims at Imparting Important Clinical Aspects and Management of Conditions Like Optic Neuritis, Papilloedema, Optic Atrophy and Ischaemic Optic Neuropathy & Paediatric Neuro Ophthalmic Conditions with Illustrations of Clinical and Investigational Reports and Management Principles . Faculty Have Lots of Experience in Seeing Neuro Ophthalmic Cases.

- | | |
|--|------------------------|
| 1. 11:45 - Introduction (3 mins) | : Chandrasekhar D |
| 2. 11:48 - Optic Neuritis (12 mins) | : V.R. Vijaya RAGHAVAN |
| 3. 12:00 - Anterior Ischaemic Optic Neuropathy (12 mins) | : Saravanan VR |
| 4. 12:12 - Papilloedema (12 mins) | : Chandrasekhar D |
| 5. 12:24 - Optic Atrophy (12 mins) | : Karthik Kumar MANI |
| 6. 12:36 - Paediatric Optic Nerve Head Disorders (12 mins) | : Amrutha SINDHU |

Panel Discussion :- (12 Mins)

Bihar Ophthalmological Society

Chairpersons : Subhash PRASAD, Nagendra PRASAD, Shalabh SINHA, Satyajit SINHA, Gyan BHASKAR, Rakhi KUSUMESH, Amit RAJ
Moderator : Shivani SINHA

Date :	04-04-2025
Time :	11:45-13:00
Hall :	Trade Room 3

Each talk is 6 mins

S.No	Topic	Speaker
1.	11:45 Miltefosine: Healing Agent or Hidden Threat	: Rakhi KUSUMESH
2.	11:51 Therapeutic Penetrating Keratoplasty: Outcomes in a Major Eastern Indian Healthcare Center	: Nilesh MOHAN
3.	11:57 Capsular Management in Paediatric Cataract	: Amit RAJ
4.	12:03 Managing Traumatic Cataract	: Shalabh SINHA
5.	12:09 ROP: Current Scenario and Management in Our State	: Shivani SINHA
6.	12:15 Management of Complex Retinal Detachment	: Satyaprakash TIWARY
7.	12:21 a New Outlook on Hypertensive Retinopathy	: Prateek NISHANT
8.	12:27 Extraconal Haemangioma- Unusual Presentation	: Gyan BHASKAR
9.	12:33 Comparison of Dichoptic Versus Orthoptek in Treatment of Anisometric Amblyopia in Children	: Asif SHAHNAWAZ
10.	12:39 Practising Pediatric Ophthalmology in Rural Bihar – an Overview	: Tarranum FATIMA
11.	12:45 Ten Dictums in Glaucoma Diagnosis and Management	: Bibhuti P SINHA
12.	12:51 Financial Aspirations of Young Ophthalmologist Entrepreneur	: Pooja SINHA
13.	12:57 Fever and Retinitis – Diagnosis Dilemmas	: Nilesh KUMAR

DAY 02 – FRIDAY

IC84 - Nuances in ophthalmic pathology

Dipankar DAS

Date :	04-04-2025
Time :	11:45-13:00
Hall :	Trade Room 4

Comprehensive Ophthalmic Science Includes the Clinical and Basic Science Understanding of Diseases in a Methodical Way. Clinico-Pathological Features Help us to Know in Particular Which Include Imaging Nuances; Real Time Addition of the Investigating Tools to Abreast the Ocular Pathology with Complete Cytological, Histopathological and Molecular Pathological Diagnosis. Pathology of Immunological and Infectious Scleritis, Nuances in Clinico-Pathology of Stromal Choroiditis, Choroidal Melanoma, Nuances of Clinico Pathology of Viral Retinitis and Idiopathic Orbital Inflammatory Diseases Will Be Dealt in This Case Based Instruction Course. It Will Be Beneficial for Ophthalmology Post Graduates, Fellows, Ophthalmic Pathologists and Experts in the Field of Scleral Pathology, Oculoplasty, Ocular Inflammation and Oncology- Pathology to Get Updated from the Course in the Best of the Way.

- | | |
|---|------------------------|
| 1. 11:45 - Introduction (5 mins) | : Dipankar DAS |
| 2. 11:50 - Clinico-Pathology of Infectious and Immunological Scleritis- Case Based (12 mins) | : Murthy Somasheila I. |
| 3. 12:02 - Clinico-Pathology of Stromal Choroiditis- Case Based (12 mins) | : Jyotirmay BISWAS |
| 4. 12:14 - Clinico- Pathology of Viral Retinitis- Case Based (12 mins) | : Reema BANSAL |
| 5. 12:26 - Clinico-Pathology of Choroidal Melanoma- Case Based (12 mins) | : Dipankar DAS |
| 6. 12:38 - Clinico- Pathology of Idiopathic Orbital Inflammatory Diseases- Case Based (12 mins) | : Obaidur REHMAN |

Panel Discussion :- (10 Mins)

YOSI Session 2 - Maximising Residency

Chairperson: Sonal KALIA
Co-Chairperson: Awaneesh UPADHYAY
Panelists: Gunjan BUDHIRAJA, Aditi Ghosh DASTIDAR, Annu JOON
Moderators: Nupur GOEL

Date :	04-04-2025
Time :	11:45-13:00
Hall :	Trade Room 5

Keynote International Speaker (10 Mins)-

- | | |
|--|------------------|
| 1. 11:45 Charting Out New Waters – Student to a Professional- 8 Minutes | : Lipi MITTAL |
| 2. 11:53 Maximizing Learning in Ot- 8 Minutes | : Sonal KALIA |
| 3. 12:01 Thesis, Research & Publications – Starting Out Early- 8 Minutes | : Ayushi AGARWAL |
| 4. 12:09 Acing Exams- 8 Minutes | : Apoorva A.G. |
| 5. 12:17 Dealing with Difficult Days- 8 Minutes | : Nupur GOEL |
| 6. 12:25 All Work and No Play Makes Jack a Dull Boy- 8 Minutes | : Priya SISODIYA |
| 7. 12:33 Reality Check : Be Prepared for Your Options While Moving on- 8 Minutes | : Rakhi P DCRUZ |

Panel Discussion :- (15 Mins)

VAPORS :

Video Assisted Problem Oriented Retinal Surgery

Chairman : Khosla AMIT
Convener : Puneet GUPTA
Moderator : Muralidhar Srimat TIRUMALA

Date :	04-04-2025
Time :	11:45-13:00
Hall :	Trade Room 6

WISE COUNSEL

Pramod Sadashiorao BHENDE, Rajeev Kumar Reddy P., P. Mahesh SHANMUGAM, Muna BHENDE

VIDEO PRESENTERS 2.5 MIN AND 3,5 MIN CHALLENGING CASES AND INNOVATIONS

Mudit TYAGI, Rohan CHAWLA, Gagan BHATIA, Navneet MEHROTRA, Hansraj SANJIV, Ruchir TEWARI, Shorya Vardhan AZAD, Puneet GUPTA, Shilpi NARNAWARE, Virangi DOSHI, Khosla AMIT

Student of the Year Finale

Anchor: Shrinivas JOSHI, Nilutparna DEORI

Date :	04-04-2025
Time :	13:00-14:15
Hall :	Trade Room 1

DAY 02 – FRIDAY

IC117 - Approach to a child with acute acquired visual problem

Leila MOHAN

Date :	04-04-2025
Time :	13:00-14:15
Hall :	Trade Room 2

Paediatric Disorders of the Eye Are Often Diagnosed Late Due to Lack of Clarity in Visual Complaints or Lack of Awareness. Children Do Not Come up with Complain of Visual Loss Until Late. Acute Problems Other Than Trauma Are Often Ignored. Modern Approach to a Child with Optic Neuritis Which is Often Bilateral, is More Demanding, with OCT, Serology, Neurological Imaging and Csf Analysis, which Help in Timely Intervention Strategies. Postcovid Era Has Drastically Increased Usage of Smartphones and Gadgets Among Children with a Surge in Acute Acquired Nonaccommodative Esotropia, the Management of Which is Controversial. Uveitic Vision Loss in Children Need Urgent Interventions and is Specific to Children with Juvenile Arthritis. Transient Visual Obscurations of ' Black Outs' Can Be the Result of a Trivial Migraine to Very Serious Intracranial Issues. a Not Uncommon Sight Threatening or Life Threatening Orbital Cellulitis and Hydrops of Cornea in Keratoconus Are Also Discussed.

- | | |
|---|-----------------------------|
| 1. 13:00 - Challenges in Managing Optic Neuritis in Children (11 mins) | : Rohit SAXENA |
| 2. 13:11 - Acute Acquired Nonaccommodative Esotropia in Children (11 mins) | : Suma GANESH |
| 3. 13:22 - Uveitic Visual Loss in Children (11 mins) | : Radhika THUNDIKANDY |
| 4. 13:33 - Approach to a Child with Transient Visual Obscurations (11 mins) | : Leila MOHAN |
| 5. 13:44 - Managing Orbital Cellulitis in Children (11 mins) | : Vazhipokkil Anju CHANDRAN |
| 6. 13:55 - Managing Acute Hydrops in a Child (11 mins) | : Sujith VENGAYIL |

Panel Discussion :- (9 Mins)

Outcomes in Cataract & Refractive Surgery

Date :	04-04-2025
Time :	13:00-14:15
Hall :	Trade Room 3

1. **13:00** Overview of Refractive Surgeries - 7 Min
2. **13:07** Demystifying Fourth Generation Phaco Machines - 7 Min
3. **13:14** Diabetic Macular Edema with Cataract - Management Dilemma - 7 Min
4. **13:21** Customisation of Phaco Parameters – the Unique Journeys to the Highways - 7 Min
5. **13:28** Cataract & Myopia - 7 Min
6. **13:35** Refining the Combined Surgery - 7 Min

: Namrata KABRA
: Sandeepan BANDOPADHYAY
: Sandhya

: Raveendra T

: Jeyalakshmi GOVINDAN
: Mohan SHALINI

Are Cluster of Infections & Reactions becoming an Increasing Threat

Date :	04-04-2025
Time :	13:00-14:15
Hall :	Trade Room 4

Panelists : Santhosh HONAVAR, Prashant BAWANKULE,
Uday GAJIWALA Haripriya ARAVIND, Deepak MEGUR

1. **13:00** Introduction – 5 Mts
2. **13:05** Various Scenarios of Cluster's – 10 Mts
3. **13:15** Peri Operative Measures – 10 Mts
4. **13:25** Important OT Processes – 10 Mts
5. **13:35** Importance of Documentation – 10 Mts
6. **13:45** What Does a Team Look for & How to Report Clusters – 10 Mts
7. **13:55** Medico Legal Aspects – 10 Mts

: Uday GAJIWALA
: Chandrasekhar D
: Arvind Kumar MORYA
: RAVINDRA M. S.
: Samina Zamindar FAIYAZ
: Ramesh DORAIRAJAN
: Nirmal Fredrick T

Panel Discussion & Q & a – 10 Mts

Current Concept - Do's and Don't in Ocular Trauma : How to maximize Outcome?

Date :	04-04-2025
Time :	13:00-14:15
Hall :	Trade Room 5

Amit RAJ

With Advancement in Infrastructure and Industrialization Incidence of Ocular Trauma is Increasing Significantly. Ocular Trauma May Present as Isolated or as Part of Polytrauma. During Review of These Cases, It is Found That Prognosis in Many Cases Can Be Improved If Initial Management at Primary or Secondary Level Has Followed Standard Management Protocol. Stepwise Management Approach Gives Good Outcome Even in Worst Cases. Initial Intervention at Primary and Secondary Level as Well Approach to Manage These Cases of Ocular Trauma Affects the Final Outcome. Complex Cases of Ocular Trauma Like Canalicular Injury, Orbital Trauma, Complex Corneal Perforation with Lenticular Injury and Posterior Segment Trauma Can Be Referred to a Tertiary Centre After Primary Management.

In This Instruction Course , Instructors Will Discuss How to Approach These Traumatic Ocular Cases for Better Outcome and When to Avoid Intervention and Refer These Cases to Specialized Center in Complex Cases.

1. **13:00** Management of Eyelid Lacerations - 8 Mins
2. **13:08** Management of Canalicular Tear - 8 Mins
3. **13:16** Management of Corneal Perforation - 8 Mins
4. **13:24** Management of Traumatic Cataract - 8 Mins
5. **13:32** Management of Traumatic Glaucoma - 8 Mins
6. **13:40** Management of Posterior Segment Trauma - 8 Mins
7. **13:48** Management of Orbital Trauma - 8 Mins

: Sudhir KUMAR
: Ravi RANJAN
: Prabhakar SINGH
: Amit RAJ
: Subhash PRASAD
: ABHISHEK
: Gyan BHASKAR

Total duration (include panel discussion : 14 Mins)

Update - The Most Cost - Effective Eye Hospital Model to Provide Best Clinical Services with Supreme Results

Date :	04-04-2025
Time :	13:00-14:15
Hall :	Trade Room 6

Arvind Kumar MORYA

For the Beginners as Well as for the Established Ophthalmologists Who Wants to Upgrade Eyecare Services at Their Centre - the Heavy Cost of Modern Ocular Equipments and Their High Maintenance Cost is the Biggest Challenge. so in This Instruction Course We Will Cover all Possible Aspects and Tricks on How to Gain Maximum Return by Following These Simple Affordable and Sustainable Eye - Hospital Model Applicable for all Budding Ophthalmologists Who Wants to Open Their New Eye - Hospital. Through This Ic They Will Learn Which Machines Are Best and yet Available at Most Economical Prices, How to Upgrade an Average Microscope with Minor Affordable Accessories and Achieve Excellent Surgeon's View with Maximal Resolution While Recording. It Will Also Highlights Easily Accessible Gadgets to Upgrade Slit-Lamps, Which Better IOL's Are Available in the Market with High Performance at Such Low Cost. This Model Will Be a Path Breaking for the Clinical Eye - Practitioners for Developing Countries.

- | | |
|--|------------------------|
| 1. 13:00 Simple Accessories for Upgradation of Any Operating Microscope - 10 Mins | : Jagdeep M. KAKADIA |
| 2. 13:10 Most Cost Effective Video Recording System to Grow and Learn - 10 Mins | : Satish SHET |
| 3. 13:20 How to Be a Major Premium IOL Ophthalmic Practitioner - 12 Mins | : Arvind Kumar MORYA |
| 4. 13:32 Minor Subtle Gadgets to Enhance Performance and Image Acquisition on a Slit - Lamp - 10 Mins | : Jaitra P.G. |
| 5. 13:42 How to Develop Economical Subspecialty Clinic of Amblyopia to Make More Bucks - 10 Mins | : K.S. Santhan GOPAL |
| 6. 13:52 What's the Best Insurance Policy for the Ophthalmic Practitioners - 10 Mins | : Manoj Chandra MATHUR |
| 7. 14:02 Simple Tips and Things to Develop Glaucoma Practice Along with Cataract Facility for Extra \$ - 10 Mins | : Ramesh C.SHAH |

DAY 02 - FRIDAY

Cataract Surgery : Challenges & Advances

Chairperson : Jignesh TASWALA, Manilal Odhavji CHOTALIYA
Co Chairperson : Harsh Wardhan GUPTA
Convenor : Ritu NAGPAL
Moderator : Kareesha WADIA
Panelists : Himanshu KHANDELWAL, Amogh KITTUR

Date :	04-04-2025
Time :	13:15-14:30
Hall :	Brahmkamal Hall - Auditorium A

- | | |
|---|-------------------------|
| 1. 13:15 Corneal Complications after cataract surgery | : Aditi Krishna AGARWAL |
| 2. 13:23 Cataract surgery in Keratoconus | : Prafulla MAHARANA |
| 3. Refractive Surgery: A New Era of Technology | : Ambarish DARAK |
| 4. 13:31 Cataract surgery in IFC | : Aafreen BARI |
| 5. 13:39 Cataract surgery in Post- RK Patients | : Tanmay GUPTA |
| 6. 13:47 Comparison of Modern Day EDOF and their outcomes- A comparison of Vivivity/ Sert/Eyhance/impress | : Ishan PANDYA |
| 7. 13:55 From Rupture to Rapture : Managing VR Complications of Cataract Surgery | : Saumil SHETH |
| 8. 14:03 Empowering Vision : Transforming lives with Next-Gen IOL | : Adithreya VARMAN |
| 9. 14:11 Laser Assisted Precise Capsulorrhexis | : Mohita SHARMA |

(Each talk is 8 mins)

Keynote Address - Dennis Lam: New Developments in Phaco Surgery - Zepto-Link Capsulotomy & Light Adjustable IOL (10 mins)

Innovation Session

Session Leadership:

Chairman:	Rohit SHETTY,
Co-Chair:	Dhanashree RATRA
Moderator:	Pooja KHAMAR
Panelists:	Edwin JAMES, Anand VINEKAR, Prasanna Venkatesh RAMESH, Mohita SHARMA Susmita G. Shah (Nag CHOUDHURY), Ananth BHANDARY

Date :	04-04-2025
Time :	13:15-14:45
Hall :	Amaltas Hall - B101 B

- 13:15** Macrophage-Like Cells on the Retina as Early Biomarkers for Glaucoma : Vineet RATRA
- 13:25** Endothelial Cell Therapy in Clinics: the Future of Corneal Transplantation : Nidhi GUPTA
- 13:35** Transforming Corneal Repair: New Frontiers in Wound Healing and Scar Modulation : Pooja KHAMAR
- 13:45** ASOCT Guided Imaging of Extraocular Muscles: Advancing Diagnosis and Treatment : Amit POOJARA
- 13:55** Xenia Implants: the Next Generation in Ocular Implants : Rashmi DESHMUKH
- 14:05** Virtual Reality Simulator for Cataract Surgical Training: Enhancing Surgical Skills : Ashish BACCHAV
- 14:15** Hyaloid Graft for Closure of Failed Macular Holes: a New Innovative Surgical Idea and the Science Behind It : Thirumalesh M. B.
- 14:25** Mamarachopper: a Novel Innovation in Cataract Surgery : Manjunath
- 14:35** AI & Prediction Vineet Joshi
- Cequa : Rohit SHETTY

Talk: 8 Minutes, Discussion: 2 Minutes

AIOS International Glaucoma Symposium - Glaucoma Surgery

Chairperson: Tanuj DADA, Sathyan PARTHASARATHI ,
Tuli DEVEN, Amit PORWAL, Brigadier SK MISHRA

Date :	04-04-2025
Time :	13:15-14:45
Hall :	Brahmkamal Hall - Auditorium B

- Management of Uveitic Glaucoma : Keith BARTON
- Minimally Invasive Bleb Surgery : Keith BARTON
- Classic Surgery Versus MIGS : How to Decide ? : Kaweh MANSOURI
- Complications of Trabecular MIGS : Shamira PERERA
- MIGS – Truth Vs Hype : Asrani Sanjay GIRDHARI

DAY 02 – FRIDAY

Complex Pediatric Ophthalmology

Chairs : Aryani AMRA, Ramesh KEKUNNAYA, Donny SUH

Date :	04-04-2025
Time :	13:15-14:45
Hall :	Parijat Hall 201

The Complex Pediatric Ophthalmology Symposium brings together experts to discuss groundbreaking advancements in pediatric eye care. Topics include innovative approaches to managing corneal opacity and uveitic cataracts, updates on retina understanding in abusive head trauma, and the latest in pediatric neuro- ophthalmology. Additionally, participants will explore new insights into cataract and pediatric allergy management, alongside a novel topical medication for pediatric uveitic macular edema. This symposium promises to advance knowledge and improve care for complex pediatric ophthalmic conditions.

- | | |
|---|------------------------|
| 1. 13:15 Advances in the Management of Corneal Opacity - 10 Mins | : Kanwal 'ken' NISCHAL |
| 2. 13:25 Advances in Understanding of Retina in Abusive Head Trauma and Current Understanding - 10 Mins | : Donny SUH |
| 3. 13:35 What's New in Pediatric Neurophthalmology - 10 Mins | : Hyun Jin SHIN |
| 4. 13:45 Uveitic Cataract Management - 10 Mins | : Ramesh KEKUNNAYA |
| 5. 13:55 Cataract: What's New - 10 Mins | : Siddharth AGRAWAL |
| 6. 14:05 Pediatric Allergy: What's New - 10 Mins | : Aryani AMRA |
| 7. 14:15 A Novel Topical Medication for Pediatric Uveitic Macular Oedema - 10 Mins | : Sanjay SRINIVASAN |

DAY 02 – FRIDAY

IC161 - Who is Afraid of Medico Legal Cases?

G. MAHESH

Date :	04-04-2025
Time :	13:15-14:45
Hall :	Kesar Hall 202

Legal Literacy Among Ophthalmologist is Rather Poor in INDIA. Common Ophthalmologist Get Nightmares on Receipt of a Legal Notice. Every Practising Ophthalmologist Should Know Their Basic Rights and Be Ready to Successfully Defend a Medico Legal Case. This Basic Course Will Highlight What is Not Taught in Medical School. This Includes Liabilities of a Medical Practitioner, How to Proceed When You Get a Legal Notice, What Professional Indemnity is Adequate, all About Consents and Some Classic Stare Decisus or Judge Made Laws. Also Major Supreme Court Decisions with Implications to Our Practice Will Be Revisited. at the End of the Course the Attendees Will Be Having the Basic Knowledge and Confidence to Defend Their Practice in Court of Law. the New Bharatiya Nyay Samhita (BNS) and Its Implications Will Also Be Discussed

- | | |
|---|-----------------|
| 1. 13:15 - Liabilities of a Medical Practitioner, Intricacies of Cpa and Steps in Defending a Case Successfully (12 mins) | : Ashok NATARAJ |
| 2. 13:27 - Calculating Compensation in Medico Legal Cases and Planning Professional Indemnity for Our Practice (12 mins) | : Anand VINEKAR |
| 3. 13:39 - 10 Classic Verdicts That Every Ophthalmologist Should Know (12 mins) | : G. MAHESH |
| 4. 13:51 - How is Bns Different in Medico Legal Implications ? (10 mins) | : Ashok NATARAJ |

Panel Discussion :- (9 Mins)

IC205 - Horror Show in Cataract Surgery !

Partha BISWAS

Date :	04-04-2025
Time :	13:15-14:45
Hall :	Kumudini Hall 301

This Course Deals with Extreme Grades of Difficulty in Cataract Surgery , Innovative Techniques and Management by the Surgeons. the Instructors Will Present a Four Minute Video on Such Extreme Situations and the Panel Will Discuss Subsequently Alternate Possibilities in Such Scenario. the Importance of Preoperative Evaluation , Intra Operative Tips and Tricks, Innovative Management and the Improvement of Outcomes in Such Situations Will Be Discussed at Length with Clear Take Home Messages.

- | | |
|--|------------------------|
| 1. 13:15 - Extreme Hard Cataract (7 mins) | : Suvan BHATTACHARJEE |
| 2. 13:22 - Distressed Cornea and Cataract (7 mins) | : Murthy Somasheila I. |
| 3. 13:29 - Subluxated Cataract (7 mins) | : Gaurav LUTHRA |
| 4. 13:36 - Traumatic Cataract (7 mins) | : Chee Soon PHAIK |
| 5. 13:43 - IOL Dislocations (7 mins) | : Minu M. MATHEN |
| 6. 13:50 - Posterior Capsular Rupture (7 mins) | : Partha BISWAS |

Panel Discussion :- (15 Mins)

Keynote Address - Mohd. MADY: Management of ruptured Posterior capsule during phaco

IC1023 - Mystery Retina Cases

Lihteh WU

Date :	04-04-2025
Time :	13:15-14:45
Hall :	Gulmohar Hall 302

- | | |
|-----------------------------|------------------------|
| 1. 13:15 - Case 1 (12 mins) | : Lihteh WU |
| 2. 13:27 - Case 2 (12 mins) | : Jay Kumar CHHABLANI |
| 3. 13:39 - Case 3 (12 mins) | : Srinivas R SADDA |
| 4. 13:51 - Case 4 (12 mins) | : Paisan RUAMVIBOONSUK |
| 5. 14:03 - Case 5 (12 mins) | : Timothy LAI |
| 6. 14:15 - Case 6 (12 mins) | : Sobha SIVAPRASAD |

DAY 02 – FRIDAY

APAO Young Ophthalmologists (YO) Symposium

Chairs : Marcus ANG, Jubaida AQUINO, Seng-kheong FANG

Date :	04-04-2025
Time :	13:15-14:45
Hall :	Javakusum Hall 303

The YO Symposium will feature free paper presentations showcasing innovative work by our top APAO YO speakers. It will also include award presentations recognizing talented YOs from across the Asia-Pacific and a panel discussion by renowned international YOs on the theme "The Future of Young Ophthalmologists Around the World."

- | | | | |
|-----|-------|--|--|
| 1. | 13:15 | Opening and Welcome Address - 5 Mins | Seng-kheong FANG |
| 2. | 13:20 | Updates on APAO YO and Activities - 5 Mins | Marcus ANG |
| 3. | 13:25 | Implantable Collamer Lens for Short Sight and Not So Long Eyes - 6 Mins | Shirin SONVANE |
| 4. | 13:31 | The Impact of Mobile Cataract Program on the Improvement of Effective Cataract Surgical Coverage: Insights From National Eye Surveys in Malaysia - 6 Mins | Wan Radziah WAN NAWANG |
| 5. | 13:37 | Diagnostic Biomarkers for Uveitis: Combined Serum BAFF and CXCL9 Discriminates Ocular Sarcoidosis, Tuberculosis, and Other Uveitis Entities - 6 Mins | Ikhwanuliman PUTERA |
| 6. | 13:43 | Diminished MYCN Dosage Endows Cavitory Transformation in Retinoblastoma With Favorable Outcome: A Case-Controlled, Retrospective, Multicentric Study Integrating Spatial Proteomics and Preclinical Interventions - 6 Mins | Peiwei CHAI |
| 7. | 13:49 | Panel Discussion I: The Future of YO around the World: Passant - 10 Mins | ABDELRAHMAN,
Sruthi AREPALLI,
Lala MAMMADOVA,
Johann SNYMAN |
| 8. | 13:59 | Panel Discussion II: The Future of YO around the World: - 10 Mins | Ijilmurun ENKH-AMGALAN,
Tai-Chi LIN, Ray Jui-Yen LIN,
Diva MISRA, Hiroshi TANAKA |
| 9. | 14:09 | YO Awards Presentation - 7 Mins | Seng-kheong FANG |
| 10. | 14:16 | YYO Travel Grants Presentation - 7 Mins | Seng-kheong FANG |
| 11. | 14:23 | YO Rising Star Graduation Ceremony - 16 Mins | Seng-kheong FANG |

DAY 02 – FRIDAY

IC1008 - Keratitis Kaleidoscope - Asian Perspective and Practice Pearls

M. VANATHI

Date :	04-04-2025
Time :	13:15-14:45
Hall :	Champa Hall 304

- | | | | |
|----|-------|---|---------------------------|
| 1. | 13:15 | - Pediatric Keratitis & Keratitis in Dry Eye & Ocular Allergy (12 mins) | : M. VANATHI |
| 2. | 13:27 | - Post Collagen Crosslinking Keratitis (12 mins) | : Lim LI |
| 3. | 13:39 | - Peripheral Ulcerative Keratitis (12 mins) | : Radhika TANDON |
| 4. | 13:51 | - Contact Lens Induced Keratitis (12 mins) | : Stephanie WATSON |
| 5. | 14:03 | - Pythium Keratitis (12 mins) | : Vilavun PUANGSRICHARERN |
| 6. | 14:15 | - Lessons From Mutt (12 mins) | : Revathi RAJARAMAN |

IC263 - Peripheral Ulcerative Keratitis (PUK)- An Enigma for Clinicians

Date :	04-04-2025
Time :	13:15-14:45
Hall :	Neelkamal Hall 305

Sangwan Virender S.

Peripheral Ulcerative Keratitis is a Rare but Serious Ocular Condition with Local and Systemic Implications. In the Eye It Presents with Peripheral Corneal Thinning with an Overlying Epithelial Defect and Can Rapidly Progress to a Perforation If Not Dealt with in Time. Additionally, It Can Have Grievous Systemic Consequences, Puk Heralding Its Presence. Puk Management Involves Both Local and Systemic Components That Also Involve Delving Into the Territory of Immunomodulation Drugs That Many Ophthalmologists Are Not Comfortable with. Puk Needs a Multi-Pronged Approach and In-Depth Knowledge of the Etiopathogenesis, Which This Instruction Course Will Focus on

- | | |
|--|------------------------|
| 1. 13:15 - Introduction (5 mins) | : Sangwan Virender S. |
| 2. 13:20 - Peripheral Cornea: Immunohistological Aspects (10 mins) | : Isha CHAUDHARI |
| 3. 13:30 - Immunopathogenesis and Differential Diagnosis (10 mins) | : Murthy Somasheila I. |
| 4. 13:40 - Clinical Presentation and Investigations (5 mins) | : Isha CHAUDHARI |
| 5. 13:45 - Medical Management with Discussion on Immunomodulator (15 mins) | : Jayesh VAZIRANI |
| 6. 14:00 - Surgical Management (15 mins) | : Sangwan Virender S. |

Panel Discussion :- (15 Mins)

Keynote Address - Dalia SAID: Management of Perforated PUK: Surgery and Beyond (10 Mins)

Rapid Fire Ocular Imaging & AI, Digital Innovation and Virtual Health Update Session

Date :	04-04-2025
Time :	13:15-14:45
Hall :	Suryamukhee Hall 401

Chairperson : Kabilan ELANGO VAN, Mark PENNESI

- | | |
|--|--|
| 1. 13:15 FP3028 - A Study Analyzing Macular Microvasculature Features Before and After Vitrectomy Using Oct Angiography in Patients with Idiopathic Epiretinal Membrane
Chief & Presenting author : Cuc PHAN | 7. 13:57 FP3034 - Accuracy of Seven Artificial Intelligence-Based Intraocular Lens Power Calculation Formulas in Medium-Long Eyes – Two-Center Study
Chief & Presenting author : Wiktor STOPYRA |
| 2. 13:22 FP3029 - OCT Split-Spectrum Amplitude-Decorrelation Optoretinography in Inherited Retinal Degenerations
Chief & Presenting author : Mark PENNESI | 8. 14:04 FP3035 - Ultra-Widefield Retinal Optical Coherence Tomography (OCT) and Angio-OCT Using an Add-On Lens
Chief & Presenting author : Bartosz SIKORSKI |
| 3. 13:29 FP3030 - The Change in Fundus Magnification Induced by Implantable Collamer Lens (ICL) in OCT Image
Chief & Presenting author : Xuewen DING | 9. 14:11 FP3036 - Eyeclip: a Visual-language Foundation Model for Multi-Modal Ophthalmology Image Analysis
Chief & Presenting author : Danli SHI |
| 4. 13:36 FP3031 - Clinical Breakthroughs with Ultrasound Biomicroscopy: Tackling Four Challenging Ocular Cases
Chief & Presenting author : Priyanka Gupta (AGARWAL) (P19286) | 10. 14:18 FP3037 - Eyefound: a Multimodal Generalist Foundation Model for Ophthalmic Imaging
Chief & Presenting author : Danli SHI |
| 5. 13:43 FP3032 - Retina-Heart Axis: Insight from Retinal OCTA Imaging Cohort
Chief & Presenting author : Ziyu ZHU | 11. 14:25 FP3038 - Outcomes and Improvements in Tomographical Analysis in Corneas That Underwent Asymmetric Intracorneal Ring Segments for the Management of Keratoconus
Chief & Presenting author : Marta SARTORI |
| 6. 13:50 FP3033 - Fundus2video: Fundus Fluorescein Angiography Video Generation as a Retinal Foundation Model
Chief & Presenting author : Weiyi ZHANG | 12. 14:32 FP3335 - Development and Clinical Deployment of a Smartphone-Based Visual Field Deep Learning System for Glaucoma Detection
Chief & Presenting author : Deming WANG |

DAY 02 – FRIDAY

AIOS International Cornea

Panelists : Pravin Krishna V, Geetha IYER, Vikas MITTAL

Date :	04-04-2025
Time :	13:15-14:45
Hall :	Kaner Hall 403

- | | |
|---|---------------------|
| 1. 13:15 Vernal Keratoconjunctivitis & Prevalence of Keratoconus | : Meenu CHAUDHARY |
| 2. 13:22 Herpes Zoster Keratitis Herpes Zoster Management | : Sonal TULI |
| 3. 13:29 Management of Acanthamoeba Keratitis | : Venkata AVADHANAM |
| 4. 13:36 OCT and IVCM in Managing Infectious Keratitis | : Dalia SAID |
| 5. 13:43 Corneal Neuropathic Pain : How to Deal with It ?” | : Serge Doan |
| 6. 13:50 Use of Adipose Derived Mesenchymal Stem Cells to Treat Ocular Pemfigoid | : Nicolas ALEJANDRE |
| 7. 13:57 Dsaek or DMEK for Fuchs Endothelial Dystrophy: Results from Randomized Studies | : Jesper HJORTDAL |
| 8. 14:04 DALK, Do You Have a Trustful Protocol ? | : Waleed Abou Samra |
| 9. 14:11 Combined Transepithelial Photorefractive Keratectomy and Corneal Crosslinking for Early Keratoconus Management | : Zuri M Ismailova |
| 10. Modern treatments of MGD | : Siham Lazreg |

Each talk is 07 mins

Guest Talk - Rajesh FOGLA: Comprehensive Experience of Cataract, Flaps and Keratoplasty (8 Mins)

Guest Talk - Siham LAZREG: Modern treatments of MGD (8 Mins)

DAY 02 – FRIDAY

Translational Research in High Myopia

Chair : Mingguang HE, Raja NARAYANAN, Kyoko OHNO-MATSUI

Date :	04-04-2025
Time :	13:15-14:45
Hall :	Mogra Hall 404 A

The session Translational Research in High Myopia will explore innovations and new data regarding high myopia. The session will include several interesting topics. Among them are polarization-sensitive OCT imaging of scleral abnormalities in eyes with high myopia, dome-shaped macula and pathogenesis of myopic choroidal neovascularization, and development of a full-eye OCT system for characterizing ocular shape and structural changes in high myopia. In addition to the talks, there will be significant time for discussion and questions.

- | | |
|---|----------------------|
| 1. 13:15 Development of a Full-Eye OCT System for Characterizing Ocular Shape and Structural Changes in High Myopia - 12 Mins | : Mingguang HE |
| 2. 13:27 Polarization-Sensitive OCT Imaging of Scleral Abnormalities in Eyes With High Myopia and Dome- Shaped Macula - 12 Mins | : Kyoko OHNO-MATSUI |
| 3. 13:39 Pathogenesis of Myopic Choroidal Neovascularization - 12 Mins | : Jason YAM |
| 4. 13:51 Personalized Myopia Control Strategies - 12 Mins | : Pavan VERKICHARLA |
| 5. 14:03 Myopic Traction Maculopathy - 12 Mins | : Tomonari TAKAHASHI |
| 6. 14:15 TBC - 12 Mins | : Xiaoyan DING |

[APAO Research Workshop] From Grant Writing to Global Collaboration - Strategic Approaches to Securing Funding and Building Research Network

Date :	04-04-2025
Time :	13:15-14:45
Hall :	Mogra Hall 404 B

Chair : Rachel CHONG, S NATARAJAN, Zhuoting ZHU

Join the APAO Research Workshop to explore strategic approaches to securing funding and building global research networks. Chaired by Rachel S Chong, Lisa Zhuoting Zhu, and S Natarajan, this 90-minute symposium covers key topics: grant writing fundamentals (Rachel S Chong), enhancing applications beyond writing (Lisa Zhuoting Zhu), managing global collaborations (Aung Tin), navigating collaboration challenges (G V S Murthy), and leveraging digital technology for international research (Kim Ramasamy). Gain invaluable insights to elevate your research journey!

- | | |
|---|------------------|
| 1. 13:15 Introduction of APAO Research Workshop - 5 Mins | : Ching-yu CHENG |
| 2. 13:20 Grant Writing 101: Crafting Competitive Research Proposals - 13 Mins | : Rachel CHONG |
| 3. 13:33 Successful Grant Applications: Beyond Scientific Writing - 13 Mins | : Zhuoting ZHU |
| 4. 13:46 Establishing, Growing and Managing Global Research Network - 13 Mins | : Tin AUNG |
| 5. 13:59 Pitfalls and Practicalities in Collaborative Research - 13 Mins | : G.V.S. MURTHY |
| 6. 14:12 Harnessing Digital Technology for Global Collaboration - 13 Mins | : Kim RAMASAMY |
| 7. 14:25 How to Cultivate a Research Mindset in a Clinical Setting - 13 Mins | : Sanjay ASRANI |

IC418 - 'My Longest Retina Day!!'

Boral Subhendu KUMAR

Date :	04-04-2025
Time :	13:15-14:45
Hall :	Kadamb Hall 405

A Vitreoretinal Surgeon Shouldn't Dream Everyday a Blooming Day. Unexpected Mishaps, Series of Hiccoughs, Obstacles May Arise Even in a Very Apparently Simple-Looking Case That May Prolong the Surgical Time and Sometimes Make Prognosis Unpredictable. This Video-Based Instructional Course Will Discuss These Kinds of Unanticipated Hurdles in Dealing with Cases of Fresh and Chronic Retinal Detachments, Intraoperative Sudden Kissing Choroidal Detachment, PDR with Membrane Proliferations, Macular Holes, Vitreomacular Traction, Large Retained Intraocular Foreign Body, Scleral Fixation of IOL and Glued IOL Surgery Etc. Attendees Will Be Benefited by Learning the Turning Points That May Complicate a Simple Case and Thus Anticipate and Get to Know Their Way Outs and the Best Management.

- | | |
|--|---------------------------|
| 1. 13:15 - Subretinal Silicone Oil, Intraoperative Suprachoroidal Haemorrhage, (7 mins) | : Aniruddha MAITI |
| 2. 13:22 - Subretinal Silicone Oil (7 mins) | : Kelkar Aditya SHREEKANT |
| 3. 13:29 - Intraoperative Expulsive Haemorrhage, Intraop Unusual Blood Clot (7 mins) | : Raja Rami Reddy P. |
| 4. 13:36 - Diabetic Combined Detachment, Myopic Macular Hole with Rd (7 mins) | : Vishal AGRAWAL |
| 5. 13:43 - Double Whammy - a Tale of 2 IOLS, Extreme Pvr - a Tale of Retinotomy and Retinectomy (7 mins) | : Jayanto Shekhar GUHA |
| 6. 13:50 - Bloody Mess with Arg, Mysterious Macular Hole, Intraop IOL Drop (7 mins) | : Shouvik DAN |
| 7. 13:57 - Intraoperative Giant Macular Hole, Teasing Necrotic Macula in Managing Crao (7 mins) | : Boral Subhendu KUMAR |

Panel Discussion :- (26 Mins)

Keynote Address - Peter HADDEN: Retinal Detachment Surgery: a Historical Overview (10 Mins)

What Is New in Customized LASIK and Phakic IOLs for Myopia With Astigmatism

Chairs : Ashvin AGARWAL, Ronald KRUEGER, Tanya TRINH

Date :	04-04-2025
Time :	13:15-14:45
Hall :	Palash Hall - Grand Ball Room A

Corneal total eye wavefront-guided excimer laser surgery is becoming a sophisticated surgical technique to improve not only the refraction of the eye towards emmetropia but also the quality of the optical diopter of the eye with the purpose of improving the retinal image. In this session, the different alternatives for this refractive surgical modality will be presented. Also, new phakic intraocular lenses are becoming a surgical alternative for many patients. The latest innovations in this respect will be shown in this session.

- 13:15 Customized LASIK Is the Fastest-Growing Procedure in the Largest Refractive Surgery Market (China) - 10 Mins : Mengdi CHEN
- 13:25 US FDA Multicenter Trial of Ray-Tracing-Guided LASIK With an Individualized Ablation Profile - 10 Mins : Ronald KRUEGER
- 13:35 Early Indian Experience with Ray Tracing Guided LASIK - 10 Mins : Pooja KHAMAR
- 13:45 Topography-Guided Laser Vision Correction in Highly Aberrated Eyes - 10 Mins : Rohit SHETTY
- 13:55 Getting ICL Sizing and Astigmatic Implantation Right - 10 Mins : Ashvin AGARWAL
- 14:05 ICL EVO Viva as a Secondary Implant for Presbyopia Correction - 10 Mins : Robert ANG
- 14:15 New Methods for Improved ICL Sizing - 10 Mins : Naren SHETTY
- 14:25 New Emerging Alternatives in Phakic IOLs - 10 Mins : Jorge ALIO

DAY 02 – FRIDAY

IC1003 - Different Management Strategies for a Wide Spectrum of White Cataracts

Manpreet KAUR

Date :	04-04-2025
Time :	13:15-14:45
Hall :	Palash Hall - Grand Ball Room B

- 13:15 - Pre-operative Evaluation & Role of Imaging in White Cataract (15 mins) : Manpreet KAUR
- 13:30 - Conventional Capsulorhexis Techniques in Intumescent White Cataract (15 mins) : Namrata SHARMA
- 13:45 - Laser-Assisted Capsulotomies in White Cataract (FLACS, Zepto and Selective Laser Capsulotomy) (15 mins) : J. S. TITIYAL
- 14:00 - Handling Intraoperative Challenges and Rhexis Related Complications in White Cataract (15 mins) : Om Parkash ROHIT
- 14:15 - Challenging Nucleotomy in White Cataract (Free-Floating Cataract, Supra-Hard Cataract, PCR With Whit (15 mins) : Vasavada Abhaykumar RAGHUKANT
- 14:30 - Managing White Cataract With Small Pupil (15 mins) : Boris MALYUGIN

IC11 - Scientific Publications: Pearls and Pitfalls

Rajiv RAMAN

Date :	04-04-2025
Time :	13:15-14:45
Hall :	Palash Hall - Grand Ball Room C

Scientific Publication is the Face of all Scientific Work and is the Gold Standard of Scientific Studies. It is Etched in History. However Scientific Publication Often Not Easy and Needs Careful Planning and Execution. This Instruction Course Will Provide the Pearls and Pitfalls of Scientific Publication with Talks by the Stalwarts with Experience in Publication About Writing a Case Report, Original Paper, Review Article, Publication Ethics and Check Points and Essential Statistics for the Writing a with Practical Examples.

1. 13:15 - Practical Pearls in Writing Case Report (12 mins)
2. 13:27 - How to Write an Original Paper (12 mins)
3. 13:39 - How to Write a Review Article? (12 mins)
4. 13:51 - Publication Ethics and Check Points (12 mins)
5. 14:03 - Essential Statistics for Writing a Paper (12 mins)

: Jyotirmay BISWAS
: Rajiv RAMAN
: Parthoprattim Dutta MAJUMDER
: George Ronnie J.
: Sudhir RACHAPALLE

Panel Discussion :- (15 Mins)

Current Practice Patterns in Glaucoma

Chairs : Taru DEWAN, Mohan SHALINI, Piyush Kumar R. RAMAVAT,
Neha MIDHA, Gazella Bruce WARJRI

Date :	04-04-2025
Time :	14:15-15:30
Hall :	Trade Room 1

1. 14:15 Glaucoma in Myopia
2. 14:23 Tilted and Torted Discs
3. 14:31 Analysing OCT in Glaucoma - Practical Tips.
4. 14:39 Maximizing the Outcomes of Trabeculectomy by Post Operative Interventions
5. 14:47 Managing the Failing Filter
6. 14:55 Hypotony After Glaucoma Surgeries: Causes, Risk Factors, and Management
7. 15:03 Congenital Glaucoma
8. 15:11 Malignant Glaucoma

: Jeyalakshmi GOVINDAN
: Parul SONY
: Sanjay Kumar Daulat THAKUR
: Raveendra T
: Mohan SHALINI
: Tarek Eid
: Rakshya PANTA
: Mohd. MADY

(Each talk is 8 minutes)

Keynote Address - Shams Mohammed NOMAN: Association of serum compliment C3 and POAG (10 Mins)

DAY 02 – FRIDAY

IC165 - A Stitch in Time Saves Nine- A Lifeline to the Optic Nerve

Shikha Talwar BASSI

Date :	04-04-2025
Time :	14:15-15:30
Hall :	Trade Room 2

The Central Nervous System is the Only Tissue in the Body That Does Not Regenerate and the Optic Nerve is an Extension of the Brain, Hence Once Damaged Does Not Regenerate. This Course Aims to Present the Strategy for a Quick Diagnosis and Management of Vision-Threatening Clinical Neuro-Ophthalmic Conditions. It Highlights the Basic Clinical Evaluation Required to Identify an Acute Optic Nerve Pathology in Early Presentation to Prevent the Progressive Decrease in Vision. the Course Will Address Some Common but Vision-Threatening Neuro-Ophthalmic Conditions and Focus on Presenting the Strategy to Prevent Permanent Optic Nerve Damage in These Conditions. It Will Include Talks on Various Neurological, Orbital, Neurosurgical Pathologies Threatening the Optic Nerves.

- 14:15 - How to Identify Subtle and Sub Acute, Optic Nerve Dysfunction (8 mins) : Vidhya Dharani D.M
- 14:23 - Clinical Evaluation and Treatment of Giant Cell Arteritis (8 mins) : Shikha Talwar BASSI
- 14:31 - Monitoring Optic Neuritis, Management of Recurrences in Demyelinating Optic Neuritis (8 mins) : Rashmin GANDHI
- 14:39 - Fulminant Ili and Papilledema Associated with Cerebral Venous Sinus Thrombosis – a Race Against Time (8 mins) : S. AMBIKA
- 14:47 - Compressive Optic Neuropathy; Orbital Causes Needing Emergency Decompression (8 mins) : Varsha Backiavathy T.
- 14:55 - Monitoring of Visual Functions in Patients on Ethambutol and Hydroxychloroquine (8 mins) : Carmen CHAN

Panel Discussion :- (27 Mins)

DAY 02 – FRIDAY

Ophthalmology Update in Assam

Chairpersons : Harsha BHATTACHARJEE, Biraj Goswami JYOTI,
Narayan BORDOLOI
Moderator : Satyen DEKA

Date :	04-04-2025
Time :	14:15-15:30
Hall :	Trade Room 3

- 14:15 - Mustard's cheek rotation flap : Nilanjan Kaushik THAKUR
- 14:22 - Innovations in Dry eye analysis : Haimanti CHOUDHURY
- 14:29 - MMG in a desperate case of bilateral severe OSD : Arundhati Handique
- 14:36 - Use of green Laser in ocular fungal infections : Lab based study : Dipankar DAS
- 14:43 - Navigational Surgeries for Orbit Lesions and Repair : Kasturi BHATTACHARJEE
- 14:50 - Corneal Sparing Technique of Evisceration: A transformative strategy for addressing psychological trauma : Jayanta Kr DAS
- 14:57 - Erratic unpredictable pupil - puzzling out of the conundrum : Swaraj BHATTACHARJEE
- 15:04 - Reverse Kelman phacotip in posterior polar cataract : Abhijit Kr HANDIQUE
- 15:11 - A Study of Photoreceptor Thickness in Anisometropic and Ametropic Amblyopia : Nilotpal BORAH

7 minutes per talk, 12 minutes discussion

IC374 - All you want to know about managing retinoblastoma

Swathi KALIKI

Date :	04-04-2025
Time :	14:15-15:30
Hall :	Trade Room 4

This Instruction Course Will Address Essential Aspects for Diagnosing and Effectively Managing Retinoblastoma (RB) and is Aimed Towards Benefitting Practitioners Managing Rb. It Will Start by Exploring Common Pitfalls and Emphasizing on How to Avoid Them in Clinical Practice. the Course Will Cover the Role of B-Scan Ultrasonography and Other Adjunctive Modalities, Such as Ultrasound Biomicroscopy, Optical Coherence Tomography, and Magnetic Resonance, for Diagnosing and Monitoring Rb. One Session Will Focus on Selecting the Most Appropriate Chemotherapy Regimens Tailored to Individual Patient Needs. the Role of Radiotherapy Will Be Discussed, Including Its Indications, Techniques, and Outcomes. Additionally, the Course Will Shed Light on the Critical Role of Pathology in Staging Rb. Finally, It Will Introduce New Advancements, Evolving Considerations, and Emerging Treatments, Keeping Participants Abreast of the Latest Strategies for Managing Rb.

- | | |
|--|----------------------------|
| 1. 14:15 - Beneath the Façade: Learning from Mistakes (10 mins) | : Deepthi Elizabeth KURIAN |
| 2. 14:25 - B-Scan and Beyond: Imaging in Retinoblastoma (10 mins) | : Vijitha S VEMPULURU |
| 3. 14:35 - Radiotherapy for Retinoblastoma: Role and Results (10 mins) | : Vishal RAVAL |
| 4. 14:45 - Choosing the Right Chemotherapy (15 mins) | : Anasua Ganguly KAPOOR |
| 5. 15:00 - Pathology: Beacon in the Deep Blue Sea (10 mins) | : Saumya JAKATI |
| 6. 15:10 - New Kids on the Retinoblastoma Block (15 mins) | : Swathi KALIKI |

Panel Discussion :- (15 Mins)

Ophthalmological Society of West Bengal (OSWB) Symposium - Recent know-how to ace your cataract surgery in daily comorbidities!

Date :	04-04-2025
Time :	14:15-15:30
Hall :	Trade Room 5

- Co-Ordinator** : Sudipta MITRA
Chairpersons : Partha BISWAS, Arup CHAKRABORTY
Co- Chairperson : R.C Paul
National Panelist : Anil MANDAL, Partha Pratim Dutta Majumder, Subhadra JALALI
OSWB panel : Aniruddha MAITI , Amitabh KUMAR , Maneesh SINGH , Arup BHAUMIK , Arnav MITRA , Subhankar HOME
Moderator : Sudipta MITRA, Subhashish Nag

- | | |
|--|------------------|
| 1. 14:15 Cataract with Inflammatory Eye Diseases: " Avoiding Hiccups in Cataract Surgery with Associated Inflammation" - 6 Min | Siddhartha GHOSH |
| 2. 14:21 Cataract with Glaucoma: "Initial Baby Steps of Phacoemulsification with MIGS" - 6min | Arijit MITRA |
| 3. 14:27 High Myopic Cataracts: "Seamless Journey with Advanced Technology" - 6 Min | Ayan MOHANTA |
| 4. 14:33 Diabetes with Cataract (2 Speakers, 6 Mins Each) | |
| 5. 14:39 "Cataract in Diabetics, Be Proactive Not Reactive" | Mukesh JAIN |
| 6. 14:45 " Management of Advanced Retinopathy in Cataractous Eyes! " | Sangeeta ROY |
| 7. 14:45 Audience Response Quiz with Prize Money Audience Quiz with Cash Prizes: Anujeet PAUL & Sugato PAUL | |

Chronograph/ Time Keeper: Anujeet PAUL

Each Speaker 6 Mins +3 Mins Discussion (9x 5= 45 Mins)

Quiz 20 Mins, 10 Min for Audience Interaction, Discussion or Changeover Total 75 Minutes

U.P State Ophthalmological Society

Chairpersons :	Malay Chaturvedi, Dharmendra Nath
Co- Chairpersons :	Mohita Sharma, Abhishek Chandra
Convenors :	Shashank Srivastav, N K Singh
Co convenor :	Deepak Mishra
Moderator :	Navendu Rai
Panelists	Shalini Mohan, Girijesh Kain, Eram Parveen

Date :	04-04-2025
Time :	14:15-15:30
Hall :	Trade Room 6

- OCTA for you
- Aligned chopping
- Adjustable sling for ptosis
- Aesthetics in oculoplasty
- Chaturvedi chopstick
- Toric IOL Currents trends
- Basic science and microlevel intervention - Future Role in DR Management
- Myopia management- progression analysis
- MIGS- When and how
- VEP- the next mandatory tool in management of amblyopia
- Transepithelial PRK- Old dog new tricks

- : Abhijaat Chaturvedi**
- : Dharmendra Nath**
- : Abhishek Chandra**
- : Parul Singh**
- : Malay Chaturvedi**
- : Amit Garg**
- : Abdul Waris**
- : Mohita Sharma**
- : Shalini Mohan**
- : Naheed Akhtar**
- : Kapil Agarwal**

DAY 02 – FRIDAY

International Society of Refractive Surgeons

Panelists : Lahane Tatyrao PUNDLIKRAO, Om Parkash ROHIT, Ronald YEOH, Ashvin agarwal

Date :	04-04-2025
Time :	15:00-16:30
Hall :	Amaltas Hall - B101 A

- 15:00** - Capsular Complications in Premium IOL's - 8 Mins
- 15:08** - IOL Power Calculation in Premium IOL's - 8 Mins
- 15:16** - Suturing the Bag in Subluxated Lens - 8 Mins
- 15:24** - An Update on Keratoconus Screening - 8 Mins
- 15:32** - Endothelial Cell Therapy for Decompensated Corneas - 8 Mins
- 15:40** - Corneal Ulcer Treatment in Today's Setting - 8 Mins
- 15:48** - Pin Hole Pupilloplasty for the Irregular Cornea - 8 Mins
- 15:56** - Customized CAIRS - 8 Mins
- 16:04** - Pdek a Novel Lamellar Transplant - 8 Mins

- : David CHANG**
- : Koch DOUGLAS**
- : Chee Soon PHAIK**
- : Renato AMBROSIO**
- : Jodhbir MEHTA**
- : Namrata SHARMA**
- : Ashvin AGARWAL**
- : Soosan JACOB**
- : Agarwal AMAR**

Keynote Address - Erik MERTENS: Introducing Trifocal IOLS in My Practice – Key Learnings (10 Mins)

IC392 - The Complicated Anophthalmic Socket - Comprehensive Management Perspective

Date :	04-04-2025
Time :	15:00-16:30
Hall :	Amaltas Hall - B101 B

Ashok Kumar GROVER

When It Comes to the Anophthalmic Socket, It is Imperative That One is Aware of the Subtleties and Challenges That One May Encounter. Sockets Can Present Varying Difficulties That Require a Sound Knowledge of Tissue Handling Management Options. It is Important to Know About all Complications Such as Enophthalmos, Implant Migration and Extrusion, Infections and Allergies, Eyelid Malpositions, Socket Contracture, Poor Prosthetic Motility and Unsatisfactory Cosmesis. the Conditions Will Be Explained with the Help of Videos and Interactive Discussions. the Budding Oculoplastic Surgeon Will Gain a Thorough Understanding of the Surgical and Non-Surgical Management of These Deformities. the Procedures Covered Will Include Local Medical Treatments, Injectables, Eyelid Surgeries, Orbital Implants, Grafts and a Basic Knowledge of How Custom Made Prostheses Can Impact the Socket. the Complications of the Procedures Will Also Be Delineated Such That the Attendee Can Gain an In-Depth Overview.

- | | |
|--|----------------------|
| 1. 15:00 - Anophthalmic Sockets – What Can Go Wrong? (8 mins) | : Jayanta Kumar DAS |
| 2. 15:08 - Enophthalmos and Tarsal Show - Fillers to the Rescue (8 mins) | : Rwituja THOMAS |
| 3. 15:16 - Eyelid Management – Ups and Downs (12 mins) | : Mukesh SHARMA |
| 4. 15:28 - Handling Implant Related Complications (12 mins) | : Ashok Kumar GROVER |
| 5. 15:40 - The Contracted Socket – Surface, Volume and Fornix (12 mins) | : Tarjani DAVE |
| 6. 15:52 - The Custom Made Prosthesis – the Ocularist’s Perspective (8 mins) | : Sachin GUPTA |
- Panel Discussion :- (15 Mins)**

Cataract Panorama

Convenor : D. RAMAMURTHY

Panellists : David CHANG, Koch DOUGLAS, Partha BISWAS,
Agarwal AMAR, Chitra RAMAMURTHY Mahipal S. SACHDEV,
Om Parkash ROHIT, Shreyas RAMAMURTHY

Date :	04-04-2025
Time :	15:00-16:30
Hall :	Brahmkamal Hall - Auditorium B

Synopsis: Though Cataract surgery has progressed by leaps & bounds there are still several unanswered questions & not so well-defined concepts. From an absolutely practical stand point this session in a panel discussion format with a stellar faculty, will deal with the dilemmas faced by a practicing Ophthalmologist. It would cover the entire gamut of Cataract surgery from pre-operative evaluation, biometry, surgery, surgical complications, Post-operative management and optimizing outcomes. The constant endeavour would be to deliver several take home points to the attending delegates which they can directly employ on their return to surgery.

Guest Talk - Sartaj Grewal: Enhancing efficiency and outcomes with digital workflow solutions in cataract surgery (10 Mins)

IC516 - Phakic IOLs - overcoming challenges

Sanjay CHAUDHARY

Date :	04-04-2025
Time :	15:00-16:30
Hall :	Parijat Hall 201

Phakic IOLS Are Accepted as an Integral Part of Practice Now. This is Because Insertion Techniques Have Matured Over Time. Incidence of Cataract and Glaucoma is at Rock Bottom. Detecting and Managing ICL Rotation is Simplified. High and Low Vaults Management is Better Understood. Experience of Managing Cataracts Post ICL Has Increased. Piggy Back Phakic IOLS Are Proving to Be a Better Bet Than Piggy Back IOLS. Bioptics Range Has Expanded to an Unbelievable -40 D.

1. 15:00 - Hydro-Insertion, Visco-Insertion, Hybrid Technique and Insertion Tips (10 mins) : Sarika JINDAL
2. 15:10 - -18 D to -32 D, and Bioptics to -40 D (10 mins) : Sanjay CHAUDHARY
3. 15:20 - Cataract Management After ICL (10 mins) : Sanjay CHAUDHARY
4. 15:30 - High Vault Beyond 1000 Microns and Low Vault Below 200 Microns – Now What? (10 mins) : Sanjay CHAUDHARY
5. 15:40 - ICL Rotation – ICL Exchange (10 mins) : Sanjay CHAUDHARY
6. 15:50 - Piggy Back Phakic Lens Vs Piggy Back IOLS (10 mins) : Sanjay CHAUDHARY

Panel Discussion :- (15 Mins)

Keynote Address - Bruce ALLAN: Understanding Wavefront Guided Excimer Laser Treatments (10 Mins)

DAY 02 – FRIDAY

Ocular Graft versus Host Disease - Current Understanding & Future Promise

Chief Coordinator: M VANATHI

Date :	04-04-2025
Time :	15:00-16:30
Hall :	Kesar Hall 202

Objective

This is a Special Session Planned as a Symposium to Discuss the Current Trends and Perspectives Related to Understanding the Disease Pathogenesis and Management Trends and Advances in Ocular Graft Versus Host Disease (O Gvhd).

Synopsis:

This is Envisaged as a Novel Session Inviting the Participation of Ophthalmologists Across the Globe Who Hold a Special Interest in Research and Management of Oculargraft Versus Host Disease. the Invited Participants Are Experienced Researchers & Clinicians in Ophthalmology with Special Interest in Ogvhd. This Session is Planned to Discuss the Concerns Facing Clinicians in the Diagnosis, Research Advances, Clinical Experience of Researchers and Clinicians from Across the Globe with Special Focus on Ophthalmic Literature from the Asia- Pacific Region. the Session is Planned as Speaker Narratives Expressing Their Experience and Perspectives Followed by a Panel Interaction Expert Clinicians and Researchers from INDIA, China, Japan and United States.

1. Alteration of surface barrier immune system in ocular GVHD : Yoko OGAWA
2. Ocular Graft versus Host disease – Clinical trends and perspectives : Lingyi LIANG
3. Ocular manifestations of Graft versus Host Disease: experience from a tertiary care centre : Radhika TANDON
4. Ocular of Graft versus Host Disease – difficult clinical scenarios : M VANATHI
5. Window of opportunity to treat oGVHD : Sandeep JAIN

AIOS International Glaucoma Symposium - Management of Glaucoma

Chairperson : Ramanjit SIHOTA, L Vijaya, R Krishnadas,
Chandrima PAUL, Manisha RATHI

Date :	04-04-2025
Time :	15:00-16:30
Hall :	Kumudini Hall 301

1. I Pad based diagnosis and management of glaucoma patients
2. Alternative Therapies for Glaucoma
3. Slt as the First Line Management of Glaucoma
4. New Medications for Glaucoma Treatment
5. New Strategies for Treating Glaucoma

: **George KONG**
: **Shan LIN**
: **Kaweh MANSOURI**
: **Arthur SIT**
: **Michael COOTE**

IC597 - The Smart SICS- Technological Advances

Lahane Tatyrao PUNDLIKRAO

Date :	04-04-2025
Time :	15:00-16:30
Hall :	Gulmohar Hall 302

Small Incision Cataract Surgery is Boon to Cataract Surgeons. Specially It Allows High Volume of Cases to Done Which is Very Important in Areas Where in INDIA We still Have Patients with Bilateral Mature Cataracts. Learning and Managing SICS Also Makes Easy to Convert in to Phaco Surgery to the Surgeons. Now with Advent of Time SICS is Improved in Techniques and Can Give Best of Outcomes with Minimal Modifications. Patients Are Expecting Spectacle Free Vision in all Type of Cataract Surgeries. SICS Outcomes Can Be Optimized by Combination with Micro Incision and Premium Intraocular Lenses. This Course Will Demonstrate Ways to Improve Your SICS Results and Also to Maintain Quality in High Volume Cataract Surgeries

1. **15:00** - Ten Steps of Perfection to Perform SICS (10 mins)
2. **15:10** - Creation of Scleral Tunnel - Doorway to Manage Astigmatism (10 mins)
3. **15:20** - Nucleus Management in SICS (10 mins)
4. **15:30** - Complicated Case Based Learning (10 mins)
5. **15:40** - Topical SICS – Are We There ? (10 mins)
6. **15:50** - SICS Complication & Management (10 mins)

: **Lahane Tatyrao PUNDLIKRAO**
: **Ruchi GOEL**
: **Ragini Hasmukhray PAREKH**
: **Ragini Hasmukhray PAREKH**
: **Lahane Tatyrao PUNDLIKRAO**
: **Malik K.P.S**

Panel Discussion :- (15 Mins)

IC252 - Simple tips to make Phaco easy

Naren SHETTY

Date :	04-04-2025
Time :	15:00-16:30
Hall :	Javakusum Hall 303

This Advanced Level Course Aims to Tell the Viewers About Simple Tips and Tricks to Make Routine to Advanced Phacoemulsification Easier to Achieve the Best Possible Outcomes in all Case Scenarios with the Help of Experienced, High Volume Surgeons. This Course is for all Beginners to Advanced Phacoemulsification Surgeons as It Contains Nuances in Phacoemulsification Which Are Not Discussed Routinely.

1. **15:00** - Pearls to Get Perfect Chop and Clear Cornea the Next Day (12 mins)
2. **15:12** - Pearls to Get a Perfect Capsulorrhesis (12 mins)
3. **15:24** - Pearls to Maneuver Through a Soft Cataract Successfully (12 mins)
4. **15:36** - Pearls for Smooth Sailing in Mature Cataract (12 mins)
5. **15:48** - Pearls to Navigate Successfully Through a Brown Cataract (12 mins)

: **Naren SHETTY**
: **Venkatesh G.K.**
: **AISHWARYA**
: **Tejal S.J.**
: **P. Rohitha NAYAK**

Panel Discussion :- (10 Mins)

Corneal Potpourri from Europe (EUCORNEA)

Date :	04-04-2025
Time :	15:00-16:30
Hall :	Champa Hall 304

Chairpersons : Harminder DUA, Nicolas ALEJANDRE

- | | |
|--|----------------------------|
| 1. 15:00 - Management Approach to Keratoconus | : Nicolas ALEJANDRE |
| 2. 15:12 - Endothelial Keratoplasty Techniques | : Bruce ALLAN |
| 3. 15:24 - Dalk- Science for Successful Surgery | : Harminder DUA |
| 4. 15:36 - Pterygium: How to Treat Recurrence, How to Prevent Recurrence | : Dalia SAID |
| 5. 15:48 - Corneal Infections: What We See and What We Do | : Jesper HJORTDAL |
| 6. 16:00 - Neurotrophic Keratopathy and Neuropathic Pain | : Miriam Barbany RODRIGUEZ |

(Each Talk is 12 Mins & 18 Mins Discussion)

Guest Talk - Frank LARKIN: Acanthamoeba Keratitis Update. (8 Mins)

IC207 - Comprehensive Understanding of Humphrey Perimetry in Glaucoma

Date :	04-04-2025
Time :	15:00-16:30
Hall :	Neelkamal Hall 305

Gudimetla Ramachandra REDDY

Evaluating Changes in the Visual Field Helps Ophthalmologists Monitor Glaucoma and Adjust Therapy to Help Patients Maintain Optimal Vision and Functionality. This Course Provides a Comprehensive Overview of Visual Field Analysis Focusing on Glaucoma Management. It Begins with Interpreting Single Field Analysis Printouts, Teaching Participants to Read and Understand These Reports Accurately. Thereafter, We Identify Common Artefacts in Visual Field Testing and Strategies to Enhance Testing Accuracy. There Will Be a Critical Discussion on Point-Pattern-Based Analysis and the Significance of the 10-2 Testing Grid. The Participants Will Also Learn to Interpret Visual Fields with the Stage of Glaucoma, Equipping Participants to Correlate Findings with Disease Progression. Finally, the Course Addresses Techniques for Identifying Glaucoma Progression Through Visual Field Changes.

- | | |
|---|-------------------------------|
| 1. 15:00 - Understanding of Single Field Analysis Printout (12 mins) | : Ankur SINHA |
| 2. 15:12 - Identifying Common Artefacts and Improving the Accuracy of Testing (12 mins) | : Vidya CHELERKAR |
| 3. 15:24 - Understanding Point-Pattern-Based Analysis of Visual Fields and the Indication of 10-2 Testing (12 mins) | : Tutul CHAKRAVARTI |
| 4. 15:36 - Interpretation of Visual Fields According to Stage of Glaucoma (17 mins) | : Gudimetla Ramachandra REDDY |
| 5. 15:53 - Identifying Glaucoma Progression on Visual Fields (12 mins) | : Geeta BEHERA |

Panel Discussion :- (10 Mins)

Guest Talk - Rathini DAVID: Triple drug fixed dose combination in Glaucoma management: Early experience (8 Mins)

IC222 - Explanting IOLS And Implanting Secondary IOL, S-Recent Strategies

Date :	04-04-2025
Time :	15:00-16:30
Hall :	Suryamukhee Hall 401

Cyres Keiki MEHTA

The Objectives of This Course Are to Teach the Intermediate Cataract Surgeon How to 1.Explant an IOL by a “Cut or Roll” Strategy Through a Small Incision . 2.Perform Secondary IOL Implantation Employing- A.Flangeing B.Intrascleral Haptic Fixation C.Retropupillary Fixation D.Transirideal Suspension-New! E.Clear Corneal Trans Irideal Lens Suspension-New ! Description of the Course - Explanting and IOL and Re Inserting the Correct Secondary IOL with the Appropriate Lens Fixation Strategy is Important for the Intermediate Level Cataract Surgeon. Which is the Best Technique to Remove Each IOL for Eg “Pac Man” ,Rolling,hemisection,intraocular Cutters ,Will Be Taught. Which is the Right Technique to Employ for Which Secondary IOL Will Be Taught,for Eg How to Flange in a Multifocal IOL. These Are Important Skills in the Surgeons Armamentarium and Will Be Taught by the Experts.

- | | |
|---|---------------------|
| 1. 15:00 - Explanting Iol,s and Flangeing Lenses-New Techniques (14 mins) | : Cyres Keiki MEHTA |
| 2. 15:14 - Disc Dumbelling Technique and Transirideal Fixation (10 mins) | : Keiki R. MEHTA |
| 3. 15:24 - Secondary IOL Implantation Glueing Vs Yamane (10 mins) | : Sachdev Mahipal S |
| 4. 15:34 - 4 Years Follow up Experience with Cmt Flex (10 mins) | : Nivean M |
| 5. 15:44 - Retropupillary Vs Flangeing Based Fixation (10 mins) | : Harshul TAK |

Panel Discussion :- (10 Mins)

Keynote Address - Marie-jose TASSIGNON: How Anterior Vitreous Detachment (AVD) Does Influence Our Cataract Surgery (10 Mins)

Newer Technologies for Perfect Refractive Solution

Date :	04-04-2025
Time :	15:00-16:30
Hall :	Moulshree Hall 402

Chairman : Anjum MAZHARI
Moderator : Abhishek Kumar SINGH
Panelists : Rajat GOYAL, Anusha AJWANI, Sonam YANGZES

- | | |
|--|------------------------------|
| 1. Acriol EC Toric - Basic Need, Not a Luxury Now | : Pravin Prabhakar VYAWAHARE |
| 2. Triphobic - a True Trifocal | : Rakesh GUPTA |
| 3. Comprehensive Refractive Solution | : Pushpraj SINGH |
| 4. My Experience with IPCL Vs ICL | : Piyush TIWARI |
| 5. Presbyopic IPCL - Innovative Solution for all Presbyopic Patients | : Doel BISWAS |
| 6. The Magnificent - Futuristic Approach to Treat Cataract Patient | : Amit Gupta |

IC175 - All about Capsulotomy: Avoiding and managing complications of capsulotomy in Phaco and SICS.

Date :	04-04-2025
Time :	15:00-16:30
Hall :	Kaner Hall 403

Minu M. MATHEN

Anterior Capsulotomy is One of the Most Important Steps of Both Phacoemulsification and Manual SICS, Which Will Influence the Successful Completion of all the Other Steps That Follow and the Post Operative Stability of Especially Premium IOLS. This Video Based Course Will Cover the Basics of all Types of Capsulotomies Including Can-Opener, Capsulorhexis, Zepto and Femto Capsulotomies. the Techniques of Successfully Completing Capsulotomy in Different Types of Cataracts Including Soft, Brown, Subluxations, Mature, Intumescent & Hypermature Cataracts with Capsule Fibrosis & Paediatric Cataracts Will Be Demonstrated Including the Use of Cystomomes, Forceps, Microforceps & Capsule Staining Dyes. How to Use the Capsulorhexis for Support of Pc IOLS and Optic Capture Will Be Shown Along with How to Deal with Complications Like Small Capsulorhexis, Rhexis Tear and Extension of Tear Into Posterior Capsule. Special Situations with Zepto and Femto Laser Capsulotomy Will Also Be Detailed.

- 15:00 - The Correct Technique and Instrumentation for Anterior Capsulorhexis and Canopener Capsulotomy (9 mins) : **Suven BHATTACHARJEE**
- 15:09 - Dealing with Mature Intumescent, Brown, Hypermature Cataracts' Capsules (with Calcification) (9 mins) : **Amit PORWAL**
- 15:18 - When and How Does the Anterior Capsulorhexis Tear and How to Proceed with Surgery (9 mins) : **Shivkumar CHANDRASHEKHARAN**
- 15:27 - Ideal Capsulotomies for Difficult SICS Situations (9 mins) : **Sudeep DAS**
- 15:36 - Femto and Zepto Capsulotomies: Advantages and Limitations (9 mins) : **Minu M. MATHEN**
- 15:45 - Capsulorhexis in Zonular Dialysis, Capsule Stabilising Devices, Optic Capture of Pciol in Ccc (9 mins) : **Naren SHETTY**
- 15:54 - Techniques of Paediatric Capsulorhexis(Anterior and Posterior), Enlarging a Capsulorhexis (9 mins) : **Haripriya ARAVIND**

Panel Discussion : (12 mins)

Guest talk : Harsh Vardhan GUPTA: Managing High Anisometropia -The Blended Refractive Surgery Way

IC421 - OCT for the Comprehensive Ophthalmologist

Date :	04-04-2025
Time :	15:00-16:30
Hall :	Mogra Hall 404 A

Dinesh TALWAR

OCT has emerged an one of the most important tools for the diagnosis and management of various retinal disorders. It is a versatile tool and is also being increasingly used for glaucoma and anterior segment pathologies. This basic course aims to familiarise the general ophthalmologist about : How to read an OCT and understand the OCT findings and carry out their interpretation in common retinal disorders. Usefulness of OCT as an adjunctive tool in glaucoma and various anterior segment pathologies will also be discussed as also the practical utility in the day to practice of a comprehensive ophthalmologist. The course will also acquaint delegates with the recent innovations like OCT angiography and their role in medical practice.

- 15:00 - Anterior Segment OCT : What all Information Can It Give? (10 mins) : **Hemlata GUPTA**
- 15:10 - Role of OCT in Glaucoma (10 mins) : **Sagarika PATYAL**
- 15:20 - How to Read a Normal Retinal OCT ; Various Layers and Their Clinical Relevance (10 mins) : **Purnima SOOD**
- 15:30 - Pathological Changes in OCT in Various Retinal Disorders (10 mins) : **Dinesh TALWAR**
- 15:40 - OCT Angio : a New Dimension - What all Can It Reveal ? (10 mins) : **Naresh Kumar YADAV**

Panel Discussion :- (25 Mins)

Keynote Address - Richard GALE: Are all Anti-VEGF Same? a Review of Current Evidence (12 Mins)

Phacoemulsification + IOL : Different strokes

Moderator : Tanya Trinh

Date :	04-04-2025
Time :	15:00-15:45
Hall :	Mogra Hall 404 B

1. Welcome & Speaker Introduction.
2. First in eye experience with IOL : Time: 8min
3. Philippine's: Sustainability meets innovation-The Sophi phaco solution -10min
4. Patient outcomes with RayOne Galaxy Spiral IOL - 8 min
5. Extending range without compromise with contrast - 8min

: Tanya Trinh
: Sri Ganesh
: Victor Caparas
: Aanchal Gupta
: Saurabh Patwardhan

Q&A Session-10min

AIOS International Pediatric Ophthalmology & Strabismus session

Chairpersons : Purushottam JOSHI, Rahul BHOLA

Date :	04-04-2025
Time :	15:45-16:30
Hall :	Mogra Hall 404 B

1. Management of Pediatric cataract.
2. Confidence Through Evidence: DIMS 8-Year Follow-Up Clinical Results and Latest Evidence on Combination Treatment with Atropine
3. High Resolution Mri Demonstrates Varied Anatomic Abnormalities in Brown Syndrome
4. A Clinical Profile of Strabismus Surgery in Tertiary Eye Hospital of Western Nepal
5. My Child Cannot See: an Approach to Apparently Blindinfant.
6. Modular lens for childhood cataract

: Purushottam JOSHI
: Natalia VLASAK
: Rahul BHOLA
: Kabindra BAJRACHARYA
: Srijana Adhikari
: Yevgeniy BATKOV

DAY 02 – FRIDAY

Rare Vision: Exploring Emerging Frontiers in Rare Eye Disease Research

Date :	04-04-2025
Time :	15:00-16:30
Hall :	Kadamb Hall 405

Chairpersons : Virender SANGWAN, Ken K NISCHAL
Moderators : Abha GOUR, Shailja TIBREWAL
Panelist : Vanita KUMAR

This Symposium is a Dedicated Platform for Exploring the Latest Advancements and Innovations in the Field of Rare Eye Diseases. Rare Ophthalmic Conditions, While Affecting a Small Percentage of the Population, Pose Significant Challenges for Diagnosis, Research, and Treatment. These Diseases Often Require Specialized Approaches, as Many Are Poorly Understood and Lack Effective Therapeutic Options.

Bringing Together Leading Experts, Clinicians, Researchers, and Advocates from Around the World, Through a Series of Keynote Presentations, Case Studies, and Panel Discussions, We Will Delve Into Cutting-Edge Discoveries in Ocular Genomics, Gene Therapy, and Personalized Medicine, as Well as Explore the Importance of Global Collaboration in Addressing These Unique Challenges.

Our Goal is to Illuminate New Pathways for Research, Foster Interdisciplinary Collaboration, and Inspire Innovative Solutions to Improve Patient Care. by Working Together, We Can Push the Boundaries of What's Possible in Treating and Understanding Rare Eye Conditions, Bringing us Closer to a Future Where No Vision is Left Behind.

Let us Use This Symposium as an Opportunity to Connect, Exchange Knowledge, and Accelerate Progress in This Vital Area of Ophthalmology.

- | | |
|---|--------------------|
| 1. Innovative Solutions for Rare Eye Diseases | : Ken K NISCHAL |
| 2. Advances in Research and Therapeutics for Limbal Stem Cell Deficiency Targeting Rare Ocular Surface Disorders | : Neil LAGALI |
| 3. Rare Presentations, Syndromic Associations and Genetic Implications of Pediatric Glaucoma | : Sirisha SENTHIL |
| 4. Update on Research in the Treatment of Retinal Degenerative Diseases- Cell Therapy Environment and Gene Interactions in Microphthalmos Anophthalmos and Coloboma Complex | : Rajani BATTU |
| 5. Innovative Solutions for Corneal Replacement in Rare Corneal Diseases: Scope of Bioengineered Cornea and Liquid Cornea | : Shailja TIBREWAL |
| 6. New Horizons in Genetic Testing | : Abha GOUR |
| | : Ria RATNA |

DAY 02 – FRIDAY

IC136 - Happy Patient, Happy Doctor: The Art and Science of Effective Communication in Challenging Scenarios

Date :	04-04-2025
Time :	15:00-16:30
Hall :	Palash Hall - Grand Ball Room A

Vineet RATRA

Effective Communication is Essential for Success in the Medical Field. It's Not Uncommon to Face Unhappy Patients in Difficult Situations, Where Unrealistic Expectations and Unforeseen Complications Can Create Significant Challenges. Unfortunately, Medical Education Often Falls Short in Preparing us to Handle These Scenarios, Especially for Young Doctors Who May Feel the Pressure Intensely. This Instructional Course is Designed to Bridge That Gap, Offering Practical Guidance on How to Communicate Effectively with Patients and Their Relatives During Various Challenging Clinical Situations. The Course Will Have Engaging and Insightful Panel Discussion That Addresses Communication Strategies for: - Routine Cataract Surgery - Posterior Capsule Rent - Nucleus Drop - Endophthalmitis - Refractive Surprise - Suprachoroidal Hemorrhage - Abandoned Retinal Surgeries - Recently Diagnosed Glaucoma - Unfortunate Outcomes in Operation Theatres - Other Complex Scenarios

1. 15:00 - Panel Discussion (10 mins)
2. 15:10 - Panel Discussion (10 mins)
3. 15:20 - Panel Discussion (10 mins)
4. 15:30 - Panel Discussion (10 mins)
5. 15:40 - Panel Discussion (10 mins)
6. 15:50 - Panel Discussion (10 mins)
7. 16:00 - Panel Discussion (10 mins)

: Ramesh DORAIRAJAN
: Quresh B. MASKATI
: Sangeet MITTAL
: Nirmal Fredrick T.
: Vijai SHANKAR
: Dhanashree RATRA
: R.D. RAVINDRAN

Panel Discussion :- (20 Mins)

IC121 - Cataract Surgery Crisis Management 101

Date :	04-04-2025
Time :	15:00-16:30
Hall :	Palash Hall - Grand Ball Room B

Vasavada Abhaykumar RAGHUKANT

Present-Day Cataract Management Requires Surgeons to Not Only Incorporate Newer Technologies but Also Update Their Skills in Managing Complications. This Course Aims to Identify Complicated Situations That Any Surgeon May Encounter During or After Cataract Surgery and Provides Pearls to Effectively Manage Such Crises. It Will Illustrate Critical Management of Issues Such as Posterior Capsule Rupture, Phacoemulsification in Challenging Ocular Environments, and Dissatisfied Premium IOL Patients. Objective to Provide Troubleshooting Pearls for Successful Management of Different Intraoperative and Postoperative Complications During Cataract Surgery. the Attendees Shall Learn from the Instructors' Video Case Demonstrations and Interactive Discussion.

1. 15:00 - Capsular Plaque and Cataract Surgery (10 mins)
2. 15:10 - The Iris Issues (10 mins)
3. 15:20 - When the Capsule Gives Away After IOL Implantation (10 mins)
4. 15:30 - Dealing with the Abnormal Cornea and Dancing Descemet's (10 mins)
5. 15:40 - Challenging Cases (10 mins)
6. 15:50 - Challenging Cases (10 mins)

: Vasavada Abhaykumar Raghukant
: Lajja Shastri
: Samaresh Srivastava
: Shail Vasavada
: Rushad Shroff
: Shreyas Ramamurthy

Panel Discussion :- (15 Mins)

Keynote Address - Richard PACKARD: The Importance of Accurate Capsulotomy and IOL Centration on the Visualaxis for Best Visual Outcomes (10 Mins)

IC319 - A video gallery of tough surgical situations

A.S. GURUPRASAD

Date :	04-04-2025
Time :	15:00-16:30
Hall :	Palash Hall - Grand Ball Room C

Retinal Surgery Frequently Entails Tough Situations Such as Adherent Membranes in Diabetic Vitrectomies and Pvr Surgeries, Tenacious Vitreous, Thin Atrophic Retinas and Refractory Macular Holes, to Name a Few. This Ic is a Completely Video-Based Show on Tough Surgical Situations and the Ways to Navigate Them in Various Types of Surgeries. We Will Show-Case Diabetic Tractional and Combined Retinal Detachments, Surgeries for Severe Pvr, Pediatric Retinal Surgeries, Refractory Macular Holes and Management of Membranes Under Silicon Oil. the Speakers Are Astute Vitreoretinal Surgeons with Decades of Experience in the Field of Vitreoretina.

- | | |
|--|-----------------------|
| 1. 15:00 - Combined Retinal Detachments- Tips and Tricks (12 mins) | : Santosh GOPIKRISHNA |
| 2. 15:12 - Challenges in Pediatric Retinal Detachments (12 mins) | : A.S. GURUPRASAD |
| 3. 15:24 - Resurgery, Re-Re Surgery and Re-Re-Re Surgeries in Cases of Pvr (12 mins) | : Apoorva A.G. |
| 4. 15:36 - An Approach to Re Detachments Under Silicon Oil (12 mins) | : Apoorva A.G. |
| 5. 15:48 - Refractory Macular Holes (12 mins) | : Shrinivas M. JOSHI |

Panel Discussion :- (15 Mins)

Keynote Address - Wei-chi WU: Retina Vascular Angle in Fevr (10 Mins)

Teachers of Tomorrow (Prelims)

Chairperson:	Krishna Prasad R	Date :	04-04-2025
Moderator:	Prafulla Maharana	Time :	15:30-18:00
Convenor:	Anu Malik	Hall :	Trade Room 1
Co-convenor:	Neelima Kochikar		
Judges :	Abhishek CHANDRA, Ankur SINHA, Mohan SHALINI, John SARKAR, Madhu UDDARAJU, Sharmistha BEHERA, Elankumaran PASUPATHI, Vipul NAYAR, Subina NARANG, Punita Kumari SODHI		

Team Name	Mentor Name	Mentee 1	Mentee 2
The Vogt's Trio	Aafreen Bari	Punya Muralidhar	Keerthana Kasi
Wizards of GNEC	Aastha Singh	Ayush Arya	Shireen Gupta
SGN Pandits'	Abhishek Desai	Deepansha Gupta	Pooja Rathi
A-Train	Aditya Maitray	Anahita Shroff	Anisha Agrawal
DDU Dynamos	Amit Mehtani	Chirag Kalra	Kashish Modi
OCULO CATALYST	AMIT RAJ	RENUKHA J	PRIYANKA MOHANTY
The ðŸ“i,conic trio	ANKIT DEOKAR	Shreyas Rajesh Lohiya	Ishita Batra
EyeQ TOTs	Ankur Kumar Shrivastava	Sanya Parakh	Mustafa Makda
Indocyanins	anshuman saikia	Krisna nath	vinita yadav
VISIONARIES	ANUJEET PAUL	VIJAYA SAHARAJA RAI	SIPRA BARMAN
EyeOpener	Anureet Gill	Tuhina Mishra	Neha Patil
Corneal Crusaders	Ashok Rathi	Abhishek Sagar	Yogesh Malik
UDAIPUR ROYALS	Avinash Mishra	Alakh Jhala	Diksha Arora
Upside down	Bharti Arya	Mansi Jand	Sonu Beniwal
New Horizon	Bina John	Manan Mistry	Rajeshwari Kapoor
EyeTeach	DEEPIKA BEERAKA	MANASA BEEPYATA	SOWDERYA S
Cortical Chasers	Gazella Bruce Warjri	Devangi Joshi	Shireen Ahmad
Symbiotes	Geeta Behera	Priyanka	Arun Sahi

Team Name	Mentor Name	Mentee 1	Mentee 2
Eye-Q Crew	Harsha Pagad	Shamli Raut	Smriti Pandey
Vanquishers	J S BHALLA	Vidush Ratan	Parul Bansal
Amer Aces	Jaya Devendra	Vighnesh Kabra	Aayushmann Singh
TEAM M & J	JIGNESH GOSAI	GUNJAN SHAH	HARSHIDA PATEL
RIO Achievers	Jyoti Deswal	Yogika Sihmar	Payal Kashyap
The optimentors	Kalpna jain	Raveena Tayal	Priya vyas
Kavitha's teaching angles	Kavitha V	Shrini Jogalekar	Ritu Manwani
Eyeconic Crusaders	Kowsalya Akkayasamy	CHARISHMA P REDDY	Evangeline D
CFS Retina	Lalit Verma	Shweta Singh	Bhanupriya
The Trichromats	Manpreet Kaur	Manvi Bansal	Tavish Gupta
Kaveri	Meenadevi	Arul nivethini	Kadhir
Marvel	Meenakshi ravindran	Lavu sowmya	Swati krishna
Sight seekers	Muthukrishnan	Sangeetha.S	Arani.L
Southern Stallions	Natasha Radhakrishnan	Mathew Shaji	Eliza J Paul
The Ocular Luminaries	Neebha Anand	Khushboo Sheoran	Megha Goel
Athira P	Neelam Pawar	Athira P	Vaidehi Raut
TEAM UCMS	NITIKA BERI	Prince Abu Aamir	Amar Singh Jatab
SIGHTSEEKERS	NITIN KUMAR	ASMA JABEEN	SUPRITAM DAS
Team SVMC Tirupati	P.A.S. Chalapathi Reddy, MS	Luxmi Sharma	Sravani B
NN edu-tainers	Padmamalini M	Alisha S	Preksha B
Neuro Nexus	Padmavathy Maharajan	Kalyani singh	Apurva Kumbhar
Sight Savers	Periyanyagi Muruganantham	Nagarokini M	Najva Sherin P
Sight Savants	Poornima Tandra	Rohan Madan	Hirika Gosalia
ESIPGIMSR new delhi	Prakriti Chourasia	Bhumika madan	Gauravi Jhirwal
Lens Legends	Prasanna venkatesh ramesh	Tejaswi Ragolu	Pavithra pannerselvam
Maverick	Preethi Naveen	Tejaswi Pagadala	Barnita Das
Morya's Master Blasters	Prof Arvind Kumar Morya	Banka Megha Ajay	Farnaz Ahamed Khan
Reti Glow	Prof Kavitha	Geettanjali	Rajeswari
The Ophtha Oracles	Prof Urmila Chawla	Nidhi Sharma	Deepshikha Yadav
Rods and Cones	Puja Maitra	Purva Kavishwar	Mithila Joshi
SPECTA-OCULAR	PURBAN GANGULY	Arhan Dasgupta	Koyel Barman
Team PGIMS	Rajender Singh Chauhan	Lalita Verma	Apoorv Gupta
The Eyeconics	Rajesh Prabu	Shivohn da Silva	Pranoti Patil
Eyecon Mentors	Reena Gupta	Sanskriti Agarwal	Sweetey Dhania
	Rekha Khandelwal	Apoorva Khadakhbavi	Shruti Wade
Synergists	Rishwa Hariyani	Tejshivani R	Md Albanuddin
Classroom Catalyst	Ruchika Agarwal	Harnoor jot	Saakshi Bhandhari
Glowing Gadag	S R Lavanya	Anubha A J	Smriti Rani
Team "Eyeconic"	Sahil Agrawal	Nymisha Kakulla	Aishwarya Sasi
Jed-Eyes	Sahithya	Smrithi Sony Thampi	Priyadarshini
EYEvengers	Sameer Chaudhary	Vedant Sharma	Nishwath B

Team Name	Mentor Name	Mentee 1	Mentee 2
Teaching Titans	SANGEETHA T	Yedula Venkata Rohith REDDY	HARSHITHA C
Team- "Guru-shishya"	Sanjay Kumar Daulat Thakur	Sourav Dey	Soumyadip Mondal
SCB ODISHA	Satya Narayan MALLICK	Sibendu MAHARANA	Lipika Mishra
Progressive Pioneers	Senior prof Manisha Nada	Kritika Jain	Mamta Verma
Mavericks	Sharmila	Aravind Krishna	Priyanka
Visionaries	Shashi Jain	Hunny Shyamnani	Aditi Kaintura
RIO ROCKSTARS	SHIBASHIS DEB	VIKAS OLA	SHUBHAM KAUSHAL
Eye- Q Experts	Shrutakirty Parida	Aiswariya Mohanty	Lita Pragnya
The Visionaries	Shubha Jhavar	Vaishnavi Deshmukh	Darshana Mantri
MGM Eye -Q	Shweta Walia	Shruti Mahajan	Sfurti Tripathi
THE PINK CITY OPTIC NERDS	Sonal Kalia	Sahil Jain	Atipriya Sethi
Eye Conquer	Tania Ray Bhadra	Sushmita Deshmukh	Rishab Bairagi
Eye-Conic	Tejaswi Prasad	Esha	Keerthana Sanjay
The Visionaries	Thanuja Gopal Pradeep	Pranav Prabhu	Akshay K S
VITREOWITTS	Thasneem suraiya	Vidhya	Kiruthiga
AFMC	Vijay Sharma	Srishti Khullar	Prabhjot Singh
The Gen-z teachers	Vijayabhaskar Gajjala	Manjot kaur	Akansa Badnore
Pupil professors	Vinay Dastikop	Ishan Goyal	Shikhara KV
Jupiter Gurus	Vishram Sangit	Swati Hire	Tejaswini Kadam
Team VK : Vision Keepers	Zia Chaudhuri	Kaveri Birla	Vaibhav Shingolkar

IC229 - Taming the Untamed: Mastering Recalcitrant Corneal Infections

Naveen RADHAKRISHNAN

Date :	04-04-2025
Time :	15:30-16:45
Hall :	Trade Room 2

The Incidence of Microbial Keratitis in the Developing World Has Reached Epidemic Proportions. Despite Appropriate First-Line Therapy, a Significant Proportion of Infectious Keratitis Cases Can Resist Medical Treatment, Leading to Severe Visual Impairment. This Instruction Course Will Address the Diagnosis and Management of These Challenging Infections. We Will Cover the Clinical Features, Diagnosis, and Treatment of Difficult-To-Treat Organisms Such as Nocardia, Pythium, and Atypical Mycobacteria. Additionally, We Will Explore Adjuvant Treatment Modalities, Including Intrastromal and Intracameral Injections, Pack-CXL, and Rose Bengal Photodynamic Therapy. the Course Will Also Provide Guidance on Managing Recalcitrant Infections with Therapeutic Keratoplasty. Furthermore, We Will Highlight the Latest Microbial Diagnostic Techniques That Enable Rapid and Accurate Diagnosis, Significantly Aiding in the Treatment of These Infections.

1. **15:30** - Adjuvant Treatment Modalities for Managing Non-Resolving Corneal Ulcers (12 mins) : Naveen RADHAKRISHNAN
2. **15:42** - Effective Treatment Strategies for Challenging Organisms (12 mins) : Revathi RAJARAMAN
3. **15:54** - Recent Advances in Microbiology: Rapid Diagnosis for Corneal Infections (12 mins) : Lalitha PRAJNA
4. **16:06** - Risk Factors and Clinical Features of Non-Resolving Corneal Ulcers (12 mins) : Mangala P
5. **16:18** - Techniques for Successfully Performing Therapeutic Keratoplasty in Non-Resolving Corneal Ulcers (12 mins) : Mano Ranjan DAS

Panel Discussion :- (10 Mins)

All Gujarat Ophthalmological Society

Chairpersons : Amit SHAH, Parimal DESAI
Co- Chairperson : Brahmabhatt Divyang RAMESHBHAI
Moderators : Jagdish RANA, Darshin BAVISHI

Date :	04-04-2025
Time :	15:30-16:45
Hall :	Trade Room 3

Each talk 7 minutes followed by 15 minutes discussion

S.No	Topic	Speaker
1.	15:30 Bleb Assesment In-Vivo	: Mayuri KHAMAR
2.	15:37 Gujarat ROP Project; a Self Sustainable model of ROP Screening	: Alay BANKAR
3.	15:44 Masterclass IRIS Repair and Its Outcomes	: Narang PRIYA
4.	15:51 Collagen Crosslinking Advances and Applications in Challenging Cases	: Sandeep ARORA
5.	15:58 Intraoperative Flap Complication; Management & Prevention :	: Mohak SHAH
6.	16:05 Dealing with Capsular Compromise in Premium Iol's	: Shail VASAVADA
7.	16:12 Managing IOFB	: Parth RANA
8.	16:19 Smooth Incision Lenticule Keratomileusis; New Edge in Refractive Surgery	: Aditya DESAI

Walking Hand in Hand in Difficult Roads to Beautiful Destinations!

Date :	04-04-2025
Time :	15:30-16:45
Hall :	Trade Room 4

Chairpersons : Partha BISWAS
Panelists : Om Parkash ROHIT, Swaraj BHATTACHARJEE , Shalabh SINHA ,Chaitra JAYADEV, Dipa SAHA, Aditi Ghosh DASTIDAR , Gazal PATNAIK , Raj Shekhar PAUL
Moderators : Sudipta MITRA & Vedang SHAH

1.	15:30 - Dmek or Ultrathin DSEK in PBK	: Manpreet KAUR & John SARKAR
2.	15:38 - Ceremony of Unfurling Miniature Apertures. Managing Cramped Pupils!	: Anurag MISHRA and Sudipta MITRA
3.	15:46 - "Secondary IOL , How I Sailed Smoothly in Recent Times"	: Manisha AGARWAL and Sugato PAUL
4.	15:54 - "Restoring Capsular Bag Stability in Subluxated IOLS"	: Suvira JAIN and Arup BHAUMIK

Quiz with Attractive Prize Conducted by Sugato PAUL

Audience Questions After Each Talk and Winner Will Be Decided by the Maximum Number of Correct Answers at the End of Session!

Total Time :: 75 Mins (32 Mins Talk + 18 Mins Discussion .+ Quiz of 20 Mins + Buffer 5 Mins for Changeover and Audience Interaction

Squint

Moderator : Gunjan SALUJA

Date :	04-04-2025
Time :	15:30-16:45
Hall :	Trade Room 5

1.	Intermittent exotropia-challenges and tips for its management (8 mins)	: Naheed AKHTER
2.	Monocular elevation deficit	: Gunjan SALUJA
3.	Myopia master in practice	: Abhishek SACHDEVA
4.	Vision therapy on patients of Parkinson's disease for diplopia	: Shweta MARATHE
	Brown's Syndrome-Case based approach to Management	: Meenakshi RAVINDRAN

RETINNOVA 7.0

Chairs : Rupak Kanti BISWAS

Masters...

Mahesh P SHANMUGAM, Kim RAMASAMY, Lalit VERMA

Anchor...

Rupak Kanti BISWAS

Innovators...

Kelkar ADITYA, Sunil GANEKAL, Piyush BANSAL, Sashank Rai Vishal AGRAWAL,
Aniruddha MAITI, Gopal PILLAI, Vinod KUMAR Agarwal, Unni Krishnan NAIR

Date :	04-04-2025
Time :	15:30-16:45
Hall :	Trade Room 6

APJO Consensus Symposium

Chairs : Dennis Lam; Paisan Ruamviboonsuk; Taraprasad Das

Date :	04-04-2025
Time :	16:30-17:20
Hall :	Brahmkamal Hall - Auditorium A

- | | |
|--|------------------------|
| 1. 16:30 Consensus Definition & Consensus on Phaco Surgery | : Dennis LAM |
| 2. 16:38 Consensus on Preventing and Managing Endophthalmitis after Cataract Surgery | : Taraprasad DAS |
| 3. 16:46 Consensus on Diagnosing and Managing Acute Primary Angle-Closure | : Clement THAM |
| 4. 16:54 Consensus on Diagnosing and Managing PCV | : Paisan RUAMVIBOONSUK |
| 5. 17:02 Consensus on Diagnosing and Managing CSCR | : Nishant RADKE |
| 6. 17:10 Consensus on Diagnosing and Managing IOFB | : Rupesh AGRAWAL |

(8 minutes for each presentation)

Tips and Tricks in Difficult Vitreo-Retinal Surgery Cases

Chairs : Kenneth FONG, Marie Joan LOY, Ritesh NARULA

Date :	04-04-2025
Time :	16:45-18:15
Hall :	Amaltas Hall - B101 A

This symposium will focus on sharing practical tips and advanced techniques for tackling complex vitreoretinal surgical scenarios. Experienced surgeons will present cases, share insights and techniques, and discuss innovative strategies for managing challenging conditions such as retinal detachment, diabetic retinopathy, and macular pathologies. Designed for both seasoned specialists and early-career ophthalmologists, participants will gain valuable knowledge to improve outcomes in complex cases, foster professional growth, and enhance patient care.

- | | |
|---|--------------------------|
| 1. 16:45 Myopic Foveoschisis - Surgical Tips & Tricks - 8 Mins | : Vishal AGARWAL |
| 2. 16:53 Tips and Tricks in the Management of Diabetic Tractional Retinal Detachments - 8 Mins | : Sangeet MITTAL |
| 3. 17:01 Surgical Tips and Tricks for the Treatment of PVR in the MIVS Era: Retinectomy vs. Vit/Buckle - 8 Mins | : Yusuke OSHIMA |
| 4. 17:09 The Problem of Persistent Subretinal Fluid - 8 Mins | : Manoharan SHUNMUGAM |
| 5. 17:17 Surgical Treatment of Unclosed Large Macular Hole in Highly Myopic Eyes - 8 Mins | : Chi-chun LAI |
| 6. 17:25 Tip and Trick in Pediatric Retinal Surgery - 8 Mins | : Gavin TAN |
| 7. 17:33 Dynamic Closure Techniques for Treatment of Full Thickness Macular Hole Without Gas Tamponade - 8 Mins | : Peiquan ZHAO |
| 8. 17:41 Tips for Handling Traumatic Retinal Detachments - 8 Mins | : Janice Marie JORDAN-YU |
| 9. 17:49 Endoscopic Vitrectomy for Severely Penetrating Traumatic Retinal Detachment - 8 Mins | : Dang Tran DAT |

Glaucoma Looks to the Future: Challenges and Prospects

Date :	04-04-2025
Time :	16:45-18:15
Hall :	Amaltas Hall - B101 B

Chairs : Surinder PANDAV, Nobuyuki SHOJI, Keith BARTON

This session delves into the future of glaucoma management, tackling key challenges and emerging prospects. Topics include advancements in screening and genetic testing, the potential of gene therapy, and evolving trends in MIGS for angle closure glaucoma. We will also explore the shift from traditional surgeries, the role of artificial intelligence in patient care, and new anterior segment imaging techniques. Additionally, we will discuss the impact of technician-led clinics on building capacity and resilience in glaucoma care. Join us to gain valuable insights into innovations shaping the future of glaucoma treatment!

- | | |
|---|----------------------|
| 1. 16:45 Are We Ready to Screen for Glaucoma? - 8 Mins | : Jost JONAS |
| 2. 16:53 Role of Genetic Testing in Pediatric Glaucoma - 8 Mins | : Sirisha SENTHIL |
| 3. 17:01 The Future of Gene Therapy in Glaucoma - 8 Mins | : Patrick YU-WAI-MAN |
| 4. 17:09 Less Is More: Future MIGS Trend for Angle Closure Glaucoma Surgery - 8 Mins | : Xiulan ZHANG |
| 5. 17:17 MIGS vs Traditional Surgeries in Glaucoma Care: Is the Shift Happening Now? - 8 Mins | : Syril Dorairaj |
| 6. 17:25 Artificial Intelligence to Improve Patient Care in Glaucoma: Where Do We Stand and Where Are We Headed? - 8 Mins | : Jithin YOHANNAN |
| 7. 17:33 New Insights in Anterior Segment Imaging - 8 Mins | : Alex HUANG |
| 8. 17:41 Technician Led Glaucoma Clinics – Building Capacity and Resilience - 8 Mins | : Paul FOSTER |

IC323 - Practical Pearls To Enhance Cataract Surgical Outcomes

Date :	04-04-2025
Time :	16:45-18:15
Hall :	Brahmkamal Hall - Auditorium B

D. RAMAMURTHY

Cataract Surgery Has Evolved by Leaps & Bounds in the Last Few Years. Apart from the Surgical Nuances, Preoperative Evaluation, Counselling, Biometry, Choice of IOL, Surgical Techniques & Technology, Postoperative Management, Perioperative Medications & Correction of Any Residual Errors & Deficits, all Contribute to the Ultimate Postoperative Outcomes & Patient Satisfaction. In This Course Cataract Surgeons with Decades of Experience, Employing Cutting Edge Technologies Will Share Practical Pearls on Every Aspect of Cataract Surgery to Enhance Outcomes. In This Highly Interactive Session, Video Clippings, Clinical Photographs, Patient Charts & Diagnostic Printouts Would Be Optimally Put to Use. Every Effort Will Be Made to Avoid Any Overlap & Cover Diverse Views. The Endeavour Would Be to Leave the Delegates with Several Practical Points Which They Can Employ Immediately on Their Return to Practice.

- | | |
|---|---------------------------------|
| 1. 16:45 - My Top Pearls for Hard Cataract Phacoemulsification (10 mins) | : Vasavada Abhaykumar RAGHUKANT |
| 2. 16:55 - My Top Pearls in Biometry (10 mins) | : Chitra RAMAMURTHY |
| 3. 17:05 - My Top Pearls in Dealing with a Dissatisfied Patient (10 mins) | : D. RAMAMURTHY |
| 4. 17:15 - My Top Pearls for Subluxated IOLS (10 mins) | : Partha BISWAS |
| 5. 17:25 - My Top Pearls for Toric IOLS (10 mins) | : J. S. TITIYAL |
| 6. 17:35 - My Top Pearls for Lrcs (10 mins) | : Gaurav LUTHRA |

Panel Discussion :- (30 Mins)

Fundus SIGNS : Catch them, Interpret them, Differentiate them!

Chairperson : Lalit VERMA, Saurabh LUTHRA

Date :	04-04-2025
Time :	16:45-18:15
Hall :	Parijat Hall 201

- | | |
|---|-------------------|
| 1. Macular Subretinal Fluid - is It CSR ? | : Anand RAJENDRAN |
| 2. Retinal Haemorrhages and Exudates – Dr or Something Else ? | : Manisha AGARWAL |
| 3. Subretinal Yellowish Spots,ped&subretinal Haemorrhage - What's the Diagnosis-Amd ? | : Rajiv RAMAN |
| 4. How to Approach a Yellowish Patch in the Fundus ? | : Vishali GUPTA |
| 5. Retinal Pigmentation - Could It Be a Lifethreatening Condition ? | : Saurabh LUTHRA |
| 6. Optic Disc Anomalies – How Do I Proceed ? | : Sangeet MITTAL |
| 7. White, Yellow & Red in a Baby's Retina –What Should I Do ? | : Anand VINEKAR |

Keynote Address - Peter HADDEN: Pigmented Choroidal Tumours Simulating a Melanocytic Tumour: a Case Series (10 mins)

Keynote Address - Peter MCCLUSKEY: Ocular Syphilis, the Great Pretender (10 mins)

DAY 02 – FRIDAY

Lessons From Uveitis: Avoiding Common Diagnostic and Treatment Errors

Chairs : Vishali GUPTA, Timothy LAI, Peter MCCLUSKEY

Date :	04-04-2025
Time :	16:45-18:15
Hall :	Kesar Hall 202

This session aims to provide a platform for learning from common mistakes in the diagnosis and management of uveitis. By analyzing real-world cases, speakers will highlight pitfalls and errors that occurred during patient care, illustrating the importance of accurate diagnosis, appropriate use of multimodal imaging (MMI), and timely intervention. Each case presentation will be supported by clinical clues, imaging findings, and evidence from clinical trials to underscore what went wrong and how such mistakes can be avoided in future practice.

- | | |
|---|-----------------------|
| 1. 16:45 Misdiagnosis of Anterior Uveitis - 10 Mins | : Alok SEN |
| 2. 16:55 Overlooking Systemic Associations - 10 Mins | : Sophia ZAGORA |
| 3. 17:05 Inadequate Use of Multimodal Imaging - 10 Mins | : Sapna GANGAPUTRA |
| 4. 17:15 Suboptimal Follow-up Practices - 10 Mins | : Shelina OLI MOHAMED |
| 5. 17:25 Inappropriate Steroid Use in Infectious Uveitis - 10 Mins | : Koh-hei SONODA |
| 6. 17:35 Delayed Immunomodulatory Therapy in Non-infectious Uveitis - 10 Mins | : Woong-sun YOO |
| 7. 17:45 Overreliance on Single Imaging Modality - 10 Mins | : Mohit DOGRA |
| 8. 17:55 Poor Patient Communication and Education - 10 Mins | : Kalpana MURTHY |

Q&A - 10 Mins

IC1010 - Comprehensive Guide to Managing Ocular Complications of Stevens-Johnson Syndrome and Toxic Epidermal Necrolysis in Asians

Date :	04-04-2025
Time :	16:45-18:15
Hall :	Kumudini Hall 301

Kendrick SHIH

- 16:45 - Diagnosis, HLA genotyping and Classification: Prognostic Implications (10 mins) : Kendrick SHIH
- 16:55 - Acute Ocular Surface Inflammation Management: the Case for Topical and Intravenous Pulsed Steroids - Experience from Kyoto (15 mins) : Koji KITAZAWA
- 17:10 - Acute Ocular Surface Inflammation Management: the Case for Amniotic Membrane Transplantation - Experience from Hong Kong (15 mins) : Alex NG
- 17:25 - Ocular Surface Reconstruction with Mucous Membrane Grafting (20 mins) : Hon Shing ONG
- 17:45 - Ocular Surface Reconstruction with Limbal Stem Cell Transplantation and Keratoprosthesis (20 mins) : Ka Wai KAM

IC1024 - Central Serous Chorioretinopathy: Case-Based Discussion on Imaging Findings and Management Challenges

Date :	04-04-2025
Time :	16:45-18:15
Hall :	Gulmohar Hall 302

Jay Kumar CHHABLANI

- 16:45 - 1 (10 mins) : Jay Kumar CHHABLANI
- 16:55 - 2 (10 mins) : Srinivas R SADDA
- 17:05 - 3 (10 mins) : Anand RAJENDRAN
- 17:15 - 4 (10 mins) : Sobha SIVAPRASAD
- 17:25 - 5 (10 mins) : Lihteh WU
- 17:35 - 6 (10 mins) : Paisan RUAMVIBOONSUK

Magic of SICS 1

Date :	04-04-2025
Time :	16:45-18:15
Hall :	Javakusum Hall 303

Chairpersons : Jagannath BORAMANI, Vignesh RAJA
Co Chairperson : Parikshit GOGATE
Convener : Neeta DODWAD
Co-Convener : Deepak MISHRA
Moderators : Bhagat Purvi RAJ
Discussants : Purendra BHASIN, Rajwinder Kaur BHATTAL, Sujata Sanjay CHAHANDE, Basaiawmoit V. JENNIFER

Milestones in the Journey of ISMSICS Video Presentation by Ismsics - 6 Mins

- 16:45 The Journey of Gjcso: the Journal of ISMSICS - 6 Mins : Bhagat Purvi RAJ
- 16:51 Incisions in SICS - 6 Mins : Manisha RATHI
- 16:57 Keynote Address: Maximising the Impact of ISMSICS on Cataract Surgery Outcomes on Global Stage - 10 Mins : Nitin VERMA
- 17:07 Converting from Phaco to SICS - 6 Mins : Chinmaya Sahu
- 17:13 Dr Boramani's Endoexpression of Nucleus - 6 Mins : Kimaya CHAVAN
- 17:19 Simulators in Ophthalmic Surgical Training - 6 Mins : Jatinder BALI
- 17:25 Snare the Cataract - 6 Mins : Shah Anil MURLIDHAR
- 17:31 Topical MSICS: Tips and Tricks - 6 Mins : Jayashree BARUAH

Panel Discussion :- (17 Mins)

[ASNOS Symposium] Neuro-Ophthalmology in Asia

Chairs : Carmen CHAN, Rashmin GANDHI, An-guor WANG

Date :	04-04-2025
Time :	16:45-18:15
Hall :	Champa Hall 304

The symposium addresses issues at hand in each country, with a viewing to finding solutions with participants. Attendees from each member country are invited to bring up issues arising from their clinical practice and/or clinical research and to resolve those issues by exchanging experiences and know-how with their fellow participants. Some may summarize their regional characteristics in clinical phenotypes that would contrast other parts of Asia. The session also provides a platform to show cutting-edge studies to the rest of Asian countries and presents a good opportunity for organizing future collaborative projects.

- | | |
|---|-----------------------|
| 1. 16:45 Neuro-ophthalmology in South Korea - 10 Mins | : Jeong-min HWANG |
| 2. 16:55 Optic Neuritis Spectrum in Indonesia - 10 Mins | : Mohamad SIDIK |
| 3. 17:05 Neuro-ophthalmology in the Philippines - 10 Mins | : Karen REYES |
| 4. 17:15 Neuro-ophthalmology in Singapore - 10 Mins | : Clement TAN |
| 5. 17:25 Neuro-ophthalmology in Thailand - 10 Mins | : Niphon CHIRAPAPAIAN |
| 6. 17:35 Neuro-Ophthalmology in India - 10 Mins | : Rohit SAXENA |
| 7. 17:45 Neuro-Ophthalmology in China - 10 Mins | : Shihui WEI |
| 8. 17:55 Neuro-Ophthalmology in Sri Lanka - 10 Mins | : Deepanee WEWALWALA |

DAY 02 – FRIDAY

IC144 - Trouble Shooting in Sterilization

Kumaran MURUGESAN

Date :	04-04-2025
Time :	16:45-18:15
Hall :	Neelkamal Hall 305

Disinfection and Sterilization Are Essential for Ensuring That Medical and Surgical Instruments Do Not Transmit Infectious Pathogens to Patients. There is a Dearth of Information on How to Monitor the Sterilization or Trouble Shoot When an Event of Sterilization Failure Occurs. There Are Numerous Autoclaves Available in the Market Which Would Confuse Buyers and Make It Difficult to Choose. This Course Demystifies all That One Needs to Know from Choosing the Right Autoclave to Monitoring & Troubleshooting the Sterilization Process. the Importance of Auditing Hospital Infection Control-Sterilization Process is Duly Dealt in This Course. the Course Involves Experienced Speakers with in Depth Knowledge and Numerous Publications on Infection Control. This Course Would Benefit Doctors in Both Individual, Institutional Practice and Would Also Be Beneficial to all Seeking Nabh Accreditation to Refresh Their Knowledge on Sterilization Troubleshooting.

- | | |
|--|----------------------|
| 1. 16:45 - Basics-Differences Between Various Autoclaves Their Pros & Cons (15 mins) | : Nirmal Fredrick T. |
| 2. 17:00 - Sterilization Failure-What Should I Do ? (15 mins) | : Niranjan KARTHIK |
| 3. 17:15 - Instrument Packing & How to Decide the Cycle and Programme for My Loads in the Autoclave ? (15 mins) | : Rajiv SUKUMARAN |
| 4. 17:30 - How to Validate the Sterilization Process ? (15 mins) | : Kumaran MURUGESAN |
| 5. 17:45 - How to Audit /Check the Various Registers / Documents for Sterilization in Accordance to Nabh Norms (15 mins) | : Gagan DUDEJA |

Panel Discussion :- (15 Mins)

Rapid Fire Pediatric Ophthalmology and Strabismus Update Session (2)

Chairperson : Wei Yan NG, Sumita AGARKAR

Date :	04-04-2025
Time :	16:45-18:15
Hall :	Suryamukhee Hall 401

- 16:45** FP3300 - The Profiles and Clinical Significance of Extraocular Muscle-Expressed Lncrnas and Mrnas in Oculomotor Nerve Palsy
Chief & Presenting author : Lianqun WU
- 16:52** FP3301 - Strabismus Profile in a Tertiary Eye Care Centre in Manipur
Chief & Presenting author : Chongtham DEVI
- 16:59** FP3302 - COVID-19 and Acute Acquired Concomitant Esotropia (AACE): a Meta-Analysis of Retrospective Studies
Chief & Presenting author : Muhammad ALFATIH
- 17:06** FP3303 - Clinical Characteristics, Diagnosis, and Treatments of Pediatric Nystagmus
Chief & Presenting author : Supathida JIAMSAWAD
- 17:13** FP3304 - Epidemiological Perspectives on Adolescent Visual Health: Emerging Methods in Binocular Vision Assessment
Chief & Presenting author : Yingqing YU
- 17:20** FP3305 - Bacteriological Profile and Antimicrobial Resistance in Children Under 2 Years of Age with Congenital Nasolacrimal Duct Obstruction
Chief & Presenting author : Aida KAPANOVA
- 17:27** FP3306 - Unlocking Non-Invasive Retinopathy of Prematurity Screening from Tear Proteomic Biomarker Profile - the Suppressed Lxr/rxr Activation Pathway
Chief & Presenting author : Alicia LIU
- 17:34** FP3307 - Pediatric Staphyloma Classification: New Perspectives Via Ultrawide Field Three Dimension Swept Source Optical Coherence Tomographic Angiography
Chief & Presenting author : Xiaoyan DING
- 17:41** FP3308 - The Effectiveness of Using Liquid Crystal Glasses in the Amblyopia Treatment in Children
Chief & Presenting author : Sati AGAGULYAN
- 17:48** FP3309 - Effects of Surgery and Non-Surgery on Binocular Visual Function and Refractive Status in Patients with Latent Oblique Muscle Overaction
Chief & Presenting author : Duo XU
- 17:55** FP3310 - Gamma Knife Radiosurgery of Diffuse Choroidal Hemangioma in Sturge-Weber Syndrome
Chief & Presenting author : Vera YAROVAYA

Advances in Retina

Chairperson : Sanjay Kumar MISHRA

Date :	04-04-2025
Time :	16:45-18:15
Hall :	Moulshree Hall 402

- 16:45** Basic science and micro level intervention -future role of DR management : **Abdul Waris**
- 16:53** Diabetic Macular Edema with consistent Cataract Management Dilemma : **Sandhya MAKHIJA**
- 17:01** Secondary IOL - Iris Fixated and SFIOL : **Saurabh ARORA**
- 17:09** Are injections the only options in Wet AMD?" : **Agnieszka NOWOSIELSKA**
- 17:17** Extreme PVR management : **Jayant GUHA**
- 17:25** Diabetic traction maculopathy, all weapons : **Muhammad SAMIR**
- 17:33** 360 diabetic TRD with 20/20 vision, will you operate? : **Mohammad AIHAZZAZI**
- 17:41** Personalized Navigated micropulse laser for the treatment of central serous chorioretinopathy : **Pavel L. VOLODIN**
- 17:49** Method for vitreous body microsurgical anatomy Studying : **Kislitsyna NATALIA**
- 17:57** Surgical treatment of submacular haemorrhage in patients with neovascular age-related macular degeneration : **Viktoriia RUDENKO**
- 18:05** Brolocizumab in DME: RR Experience : **Sanjay Kumar MISHRA**

(Each talk is 8 mins)

Rapid Fire Retina (Surgical) Update Session

Date :	04-04-2025
Time :	16:45-18:15
Hall :	Kaner Hall 403

Chairperson : Nishant Vijay RADKE, Christopher GO

- 16:45** FP3250 - Comparison Between Efficacy of Combined Intravitreal Triamcinolone Acetonide (TA) and Bevacizumab and Intravitreal Triamcinolone Acetonide Alone for Eyes with Unresolved Postvitrectomy Diabetic Vitreous Hemorrhage
Chief & Presenting author : Kiran SHAKYA (S16375)
- 16:51** FP3251 - A Modified Suturing Technique to Produce Temporary Scleral Buckling Effect for Noncomplex Rhegmatogenous Retinal Detachment
Chief & Presenting author : Zhaotian ZHANG
- 16:57** FP3252 - The Yin-Yang Staining Technique to Create Non-Stained Internal Limiting Membrane Flap for Covering of Large Idiopathic Macular Hole
Chief & Presenting author : Zhaotian ZHANG
- 17:03** FP3253 - Surgical Outcomes of Primary Rhegmatogenous Retinal Detachment (RRD) Surgery in an Asian Tertiary Hospital
Chief & Presenting author : Leroy TAN
- 17:09** FP3254 - Method for Vitreous Body Microsurgical Anatomy Studying
Chief & Presenting author : Kislitsina NATALIA
- 17:15** FP3255 - Evaluation of the Efficacy of Surgical Treatment for Macular Holes Using the Inverted Flap Technique at a Tertiary Eye Care Center in Kazakhstan
Chief & Presenting author : Amirgalina Amina BEIBETOVNA
- 17:21** FP3256 - A Novel Method of Measuring Foveal Displacement / Foveal Ectopia in Patients with Idiopathic Epiretinal Membrane (ERM) Compared to the Fellow Eye
Chief & Presenting author : Christopher GO
- 17:27** FP3257 - The Health Economics and Patient Experience of Removing Day 1 Post Vitreo-Retinal (VR) Surgery Clinic Visit
Chief & Presenting author : Christopher GO
- 17:33** FP3258 - Surgical Outcome of Sutureless and Glueless Sclerally Fixated Intraocular Lens Implantation by Modified IOL Tuck Technique
Chief & Presenting author : Mohammad AMINUR RAHMAN
- 17:39** FP3259 - Surgical Outcomes of High Myopic Refractory Macular Holes
Chief & Presenting author : Nishant Vijay RADKE (N10864)
- 17:45** FP3260 - Characteristics of Low Vision Patients in Vitreoretinal Polyclinic of Indonesia National Referral Hospital
Chief & Presenting author : Eduard LUMINTA
- 17:51** FP3261 - Comparative Analysis of the Functional and Safety Outcomes of Anterior Versus Retropupillary Iris-Claw Intraocular Lens Implantation: Single Surgeon's Experience
Chief & Presenting author : Yi-ju SHEN
- 17:57** FP3262 - Clinical Observation of Sharkskin Forceps in Epiretinal Membrane (ERM) Surgery
Chief & Presenting author : YONG TAO

DAY 02 – FRIDAY

SPECS Asia: Addressing the Refractive Error Challenges

Date :	04-04-2025
Time :	16:45-18:15
Hall :	Mogra Hall 404 A

Chairs : Thulasiraj Ravilla, Haotian Lin

This session provides an innovative platform to connect global experts tackling uncorrected refractive errors in the Asia-Pacific region, a recognized hotspot for high prevalence. It features insights from the World Health Organization and its Collaborating Centers in China, Singapore, Australia, and India. Interactive panel discussions will highlight priorities for future research, policy development, and capacity-building initiatives to accelerate progress and explore opportunities for regional and international collaboration.

- 16:45** - WHO SPECS 2030 – Overview of a Global Initiative Towards Achieving the eREC Target - 12 Mins : **Andreas MUELLER**
- 16:57** - Empowering Eye Health Awareness with New Technologies - 12 Mins : **Haotian LIN**
- 17:09** - Enhancing Refraction Services – Design & Delivery Perspectives - 12 Mins : **Thulasiraj RAVILLA**

Panel Discussion: Chasing the eREC Target - Enhancing Access Mohammed ASHEEL, Sahithya BHASHKRAN, Lingyi LIANG, Cheng Sim Anna TAN, Tashi TOBGAY, Xiao YANG, Zhuoting ZHU - 25 Mins

Panel Discussion: Chasing the eREC Target - Enhancing Uptake and Quality Nathan CONGDON, Xiaohu DING, Enrique DOMINGO, Mingguang HE, Dhivya RAMASAMY, Wei WANG, Zhuli YAP, Junwen ZENG - 29 Mins

IC1016 - Retinoblastoma 2025 - They Live and See

Santosh G. HONAVAR

Date :	04-04-2025
Time :	16:45-18:15
Hall :	Mogra Hall 404 B

1. **16:45** - Management of Intraocular Retinoblastoma of Intraoc (20 mins) : **Santosh G. HONAVAR**
2. **17:05** - Post-Enucleation Protocol and Management of Orbital Retinoblastoma (15 mins) : **Fairooz Puthiyapurayil MANJANDAVIDA**
3. **17:20** - Diagnosis, Differential Diagnosis and Classification of Retinoblastoma (15 mins) : **Rolika BANSAL**
4. **17:35** - How Does Histopathology Impact the Management of Retinoblastoma? (15 mins) : **Kaustubh MULAY**

IC331 - The Dilemmas In Cataract Surgery And IOL Selection

Bharti KASHYAP

Date :	04-04-2025
Time :	16:45-18:15
Hall :	Kadamb Hall 405

In Our Day Today Practice We Face Very Intriguing Situations When Selection of Options in Term of Technology or IOL is Very Confusing and Result in Dilemma Which Way to Go. This Ic Will Clear all the Dilemmas and Will Show a Clarity of Which Way to Go. This Debate Will Explore the Possibilities of Adapting Technology Versus Contemplating on Alternative Options to Give Patients the Best Possible Visual Outcomes in This Complex Scenarios. This Very Relevant Discussion by the End of the Session Will Guide us on Choosing the Right Implant Taking Into Account Various Aspects of the Patient Such as Age, Occupation and Evolving Needs in Today's Digital Era. In This Interesting Debate We Weigh the Pros and Cons of Each Technique and Help to Arrive on Conclusion to Choose the Appropriate Procedure Depending Upon the Situation. This Discussion Will Elaborate the Merits and Demerits of Individual Technologies, Also Taking Into Account Costs Involved and Efficiency of the Techniques

1. **16:45** - 50 Year Old Clear Lens, Wants Spectacle Independence - Clear Lens Extraction : **Birendra Prasad KASHYAP**
(7 mins)
2. **16:52** - Pseudo Exfoliation with Hard Cataract with Astigmatism- No Toric IOL (7 mins) : **Bibhuti B. KASHYAP**
3. **16:59** - Keratoconus with Cataract- Rgp with Monofocal Lol (7 mins) : **Reena SINGH**
4. **17:06** - Keratoconus with Cataract- Toric IOL (7 mins) : **Vishal KUMAR**
5. **17:13** - Unilateral Cataract- Monofocal IOL (7 mins) : **Nitin G**
6. **17:20** - Unilateral Cataract- Trifocal IOL (7 mins) : **Subrata Kumar MITRA**
7. **17:27** - 50 Year Old Clear Lens, Wants Spectacle Independence- Presbyopic IPCL (7 mins) : **Bibhuti BHUSHAN**
8. **17:34** - Pseudo Exfoliation with Hard Cataract with Astigmatism - Toric IOL (7 mins) : **Bharti KASHYAP**
9. **17:41** - Capsulorhexis in Intumescent White Cataract-Zepto Assisted Capsulorhexis in Intumescent White Cataract (7 mins) : **Sujoy SAMANTA**
10. **17:48** - Capsulorhexis in Intumescent White Cataract- Sewing Needle Microcapsulotomy in Intumescent White Cat (7 mins) : **Rashi SHYAM**

Panel Discussion :- (20 Mins)

Keynote Address - Hatem AMMAR (Egypt): Management of Cataract with Uveitis (10 Mins)

[ACS Symposium] Cutting-Edge Topics in Cornea and Ocular Surface Disease

Chairs : Shigeru KINOSHITA, Virender SANGWAN, Theofilos TOURTAS

Date :	04-04-2025
Time :	16:45-18:15
Hall :	Palash Hall - Grand Ball Room A

The Asia Cornea Society is hosting a symposium titled 'Cutting-Edge Topics in Cornea and Ocular Surface Disease'. This event primarily focuses on innovative approaches to diagnosing and treating severe corneal and ocular surface diseases. The symposium features six renowned clinician-scientists from Asian countries and Europe. Attendees will gain valuable insights into diagnosing and treating dry eye, ocular surface diseases, keratoconus, and corneal endothelial diseases. The symposium also provides an excellent opportunity for engaging in productive discussions.

- | | |
|---|---------------------|
| 1. 16:45 Dry Eye - 12 Mins | : Zuguo LIU |
| 2. 16:57 Ocular Surface Surgical Management - 12 Mins | : Virender SANGWAN |
| 3. 17:09 SJS Syndrome - 12 Mins | : Chie SOTOZONO |
| 4. 17:21 Keratoconus - 12 Mins | : Rohit SHETTY |
| 5. 17:33 Late Graft Failure After DMEK and Repeat DMEK: Ultramorphology of the Explanted Grafts - 12 Mins | : Theofilos TOURTAS |
| 6. 17:45 Cultured CEC for Bullous Keratopathy - 12 Mins | : Shigeru KINOSHITA |

IC1001 - Conquering Capsule Complications: My Best Teaching Videos

David CHANG

Date :	04-04-2025
Time :	16:45-18:15
Hall :	Palash Hall - Grand Ball Room B

- | | |
|---|---------------------|
| 1. 16:45 - Zonular dialysis and PCR (60 mins) | : David CHANG |
| 2. 17:45 - PCR (20 mins) | : Haripriya ARAVIND |

IC181 - Silicone oil emulsification - management strategies

Chaitra JAYADEV

Date :	04-04-2025
Time :	16:45-18:15
Hall :	Palash Hall - Grand Ball Room C

With More and More Complex VR Surgeries Being Performed, Silicone Oil Tamponade Has Become a Common Surgical Procedure. This Course Explores the Underlying Causes of Silicone Oil Emulsification and Management of This Complication. with Brief Talks and Interactive Discussion Time, the Instructors Aims to Simplify the Nuances of Managing Emulsified Silicone Oil.

- | | |
|--|------------------------------|
| 1. 16:45 - Why Does Emulsification Occur? (10 mins) | : Vinod KUMAR |
| 2. 16:55 - Grading System for Emulsification of so (8 mins) | : Gopal S. PILLAI |
| 3. 17:03 - Complications of so Emulsification That Worry (8 mins) | : Chaitra JAYADEV |
| 4. 17:11 - Intravitreal Injections in so Eye - Risk of Emulsification (8 mins) | : Santosh Gopi Krishna GADDE |
| 5. 17:19 - Can Vitreous Substitutes Be the Answer to Emulsified so? (8 mins) | : Pradeep KUMAR |
| 6. 17:27 - Perfect Timing for Sor - Before or After Emulsification (8 mins) | : Saravanan VR |

Panel Discussion :- (20 Mins)

Keynote Address - Ashish SHARMA : Optimizing Clinical Outcomes in Dme: Examining the Value of Early Treatment Approach and Durability of Aflibercept (12 Mins)

Haryana Ophthalmological Society

Chairpersons :	Kapil VOHRA, C S DHULL, Markanday AHUJA, Praveen ARORA, Ajay SHARMA, R S CHAUHAN, Manisha RATHI, Manpreet KAUR, Sumeet KHANDUJA
Expert Panel :	Manisha NADA, Neebha PASSI, I M RUSTAGI, Deependra V SINGH, Dheeraj GUPTA, Urmil CHAWLA, Nalini COONER, Anju BAJAJ
Moderator :	Sumit SACHDEVA

Date :	04-04-2025
Time :	16:45-18:00
Hall :	Trade Room 2

Each talk is 6 mins

S.No	Topic	Speaker
1.	16:45 Axenfeld-riege Syndrome- a Case Report	: Ahuja MARKANDAY
2.	16:51 10 Cases Where Mmi Made an Impact on the Vision	: Deependra V SINGH
3.	16:57 Rare and Interesting Cases in Ophthalmology	: R S CHAUHAN
4.	17:03 Uveitis Cataract: How to Handle?	: I M RUSTAGI
5.	17:09 Phacomorphic Glaucoma Series: Patient Profile	: Manisha RATHI
6.	17:15 The Intimate Ties: Mgd and Dry Eyes	: Manpreet KAUR
7.	17:21 FLACS in Difficult Situations	: Ajay SHARMA
8.	17:27 Lacrimal Apparatus Injuries : an Overview	: Urmil CHAWLA
9.	17:33 Evaluation of the Optic Nerve Head	: Sumit SACHDEVA
10.	17:39 EDOF Intraocular Lenses	: Rajan GUPTA
11.	17:45 Tear Ferning Test in Meibomian Gland Dysfunction	: Neha ADLAKHA

Current Concept - Face It: A Young Ophthalmologist's Guide to Facial Aesthetics

Pallavi SINGH

Date :	04-04-2025
Time :	16:45-18:00
Hall :	Trade Room 4

The integration of eyelid and facial aesthetics has significantly broadened the scope of Ophthalmic Plastic and Reconstructive Surgery, extending into the domain of oculofacial aesthetics. In Western practices, oculoplastic surgeons play a pivotal role in both surgical and non-surgical facial aesthetic interventions. This course aims to introduce emerging ophthalmologists to the nuances of facial aesthetic practice, with a focus on establishing a robust practice in this field. Through the use of clinical photographs and video-assisted demonstrations, the course will provide a comprehensive overview of aesthetic anatomy, lasers, cosmeceuticals, Botulinum Toxin applications, dermal fillers, and surgical blepharoplasty. The program is designed to enhance understanding of patient expectations and surgeon perspectives. The course will culminate in a Socratic panel discussion, encouraging interactive engagement with the audience to foster deeper insights and practical knowledge.

1.	16:45 The Anatomy of Aging: Mapping Facial Changes - 12 Mins	: Rwituja THOMAS
2.	16:57 Cosmeceutical Magic: Banishing Periocular Wrinkles and Dark Circles - 12 Mins	: Aditi Mehta GREWAL
3.	17:09 Periocular Perfection: Laser based Skin Rejuvenation Insights - 12 Mins	: Prerana TAHILIANI
4.	17:21 Neurotoxins 101: Aesthetic Alchemy - 12 Mins	: Adit GUPTA
5.	17:33 Hyaluronic Acid Filler: Techniques, Tips & Tricks - 12 Mins	: Pallavi SINGH
6.	17:45 Surgical Eyelid Rejuvenation for Optimal Aesthetic Outcomes - 12 Mins	: Sahil AGRAWAL

Global Eye Genetics Consortium (GEGC)

Date :	04-04-2025
Time :	16:45-18:00
Hall :	Trade Room 5

The Global Eye Genetics Consortium is an International Organisation with a Key Goal of Spreading Knowledge and Fostering Collaborations in the Field of Ocular Genetics.

Studying Genetic Eye Disorders is Crucial for Understanding the Underlying Causes of Vision Loss and Developing Effective Treatments. These Disorders Often Result from Inherited Mutations, Making Early Diagnosis and Intervention Possible Through Genetic Screening. Research in This Field Not Only Improves Patient Care but Also Advances Gene Therapy, Regenerative Medicine, and Personalized Treatments. Furthermore, Insights Gained from Studying Genetic Eye Diseases Can Shed Light on Broader Biological Processes, Benefiting Research on Other Genetic Conditions. This Ocular Genetics Session Organized by the Global Eye Genetic Consortium (GEGC) Would Be Highly Valuable for Advancing Knowledge and Collaboration in the Field of Genetic Eye Diseases. This Session Would Educate Ophthalmologists on the Latest Breakthroughs in Genetic Diagnostics, Therapies, and Research Methodologies. It Also Provides a Platform to Discuss Challenging Cases, Promote Interdisciplinary Collaboration, and Highlight the Role of Genetics in Personalized Medicine. This Initiative Can Help Integrate Cutting-Edge Genetic Approaches Into Routine Clinical Practice, Ultimately Improving Patient Outcomes.

Chairpersons : S NATARAJAN

Moderator : Shailja TIBREWAL

Session Details (Total Time 90 Mins, Each Talk 10 Mins)

- 16:45 Opportunities and Challenges in Global Genetic Eye Research & How Asia-Pacific Can Participate - Gyan 'John' PRAKASH (Recorded)
- 16:55 TBD -
- 17:05 Developing a Registry of Inherited and Genetic Eye Diseases for Africa - Musa KANA
- 17:15 Zebrafish Models of Structural Eye Defects - Anne SLAVOTINEK
- 17:25 Role of Vitamin a in Mac (Microphthalmos, Anophthalmos and Coloboma) Disorders – Combining Epigenetics and Public Health - Shailja TIBREWAL
- 17:35 Genetic Research @ Gene Therapy in INDIA - S NATARAJAN
- 17:45 The Genomics of Inherited Retinal Disorders in Southern Africa - Raj RAMESWAR

Discussion – 10 mins

DAY 02 – FRIDAY

Current Concept - Pterygium management: Revolution in Evolution

Date :	04-04-2025
Time :	16:45-18:00
Hall :	Trade Room 6

Sanjay Kumar MISHRA

Currently, conjunctival autograft (CAG) following pterygium excision is considered to be 'gold standard' with a recurrence rate varying between 2 to 7.4%. The very purpose of pterygium surgery gets defeated by its recurrence and we are aiming for a 'zero' recurrence. To achieve zero recurrence, various techniques are evolving in recent years including P.E.R.F.E.C.T technique, pterygium excision with mini-Simple limbal epithelial transplantation (mini-SLET) and Pterygium Extended Removal with mini-SLET (PER with mini- SLET) for both primary and recurrent pterygium. This video assisted instruction course will waive the ophthalmologist through the current and the evolving techniques highlighting their concepts, surgical techniques, recurrence rate and the complications.

- 16:45 Conceptual evolution in both primary and recurrent pterygium - 15 Mins : **Srishti KHULLAR**
- 17:00 Pterygium excision with CAG: evolution in securing techniques - 15 Mins : **IKEDA**
- 17:15 P.E.R.F.E.C. T technique; Is it perfect for primary and recurrent pterygium? - 15 Mins : **Swapnil BHALEKAR**
- 17:30 Mini-SLET; primary and recurrent pterygium: Are we going to near zero recurrence? - 15 Mins : **Sanjay Kumar MISHRA**
- 17:45 PER with mini-SLET; have we reached zero recurrence? - 15 Mins : **Amrita JOSHI**

3RD CONGRESS OF ASIA- PACIFIC STRABISMUS AND PAEDIATRIC OPHTHALMOLOGY SOCIETY

29 June – 1 July 2025

Brisbane Convention & Exhibition Centre

For more information email:
apspos@thinkbusinessevents.com.au



THE 4TH CONGRESS OF ASIA-PACIFIC MYOPIA SOCIETY

in conjunction with

THE 2ND CONGRESS OF HONG KONG VITREORETINA SOCIETY

July 12 - 13,
2025
(Sat - Sun)

Join us for the 4th Congress of the Asia-Pacific Myopia Society (APMS) alongside the 2nd Congress of the Hong Kong Vitreo-retina Society (HKVRS) on July 12-13, 2025 in Hong Kong!

This year's congress promises an exceptional scientific program featuring renowned experts from the Asia-Pacific region and beyond. Attendees will gain insights from pioneering research and cutting-edge discoveries that are poised to transform the fields of myopia and vitreo-retina.

Don't miss this opportunity to enhance your knowledge and network with the prominent experts in the field!

Key Organizing Committee Members



Frank Martin

President, APMS
Honorary President, APMS-HKVRS 2025



Clement Tham

Honorary President, APMS-HKVRS 2025



Dennis Lam

Secretary-General, APMS
President, HKVRS
Congress President, HKVRS 2025



Jason Yam

Congress President, APMS 2025



Calvin Pang

Vice President, APMS
Congress Co-President, APMS 2025



Xingtao Zhou

Scientific Secretary, APMS



Timothy Lai

President-Elect, HKVRS
Congress Co-President, HKVRS 2025



Guy Chen

Secretary-General,
HKVRS



Shaheeda Mohamed

Scientific Secretary, HKVRS

Cutting-Edge Research on Myopia
and Vitreoretinal Innovations

Top-Notched International Speakers

Expert Panel Discussions

Strategic Industry and Partnership
Opportunities

Experience the vibrant city of Hong Kong!



<http://2025.apms-hkvr.org/>



Cyberport 3

100 Cyberport Road, Cyberport



secretariat@hkvr.org

secretariat@apms-hkvr.org



The 40th Asia-Pacific Academy of Ophthalmology Congress
In Conjunction with
The 83rd Annual Conference of the All India Ophthalmological Society



DAY 3

5th APRIL – SATURDAY

(Blue color in table indicates International Program)



<https://www.facebook.com/AIOSSC>
<https://www.facebook.com/APAOphth/>



<https://aios-scientificcommittee.org/>
<https://apaophth.org/>



<https://www.youtube.com/@AIOSSC>
<http://video.apaophth.org/>

One Point @ a Time

Judge : Harbansh LAL, Manpreet KAUR, Siddharth MADAN,
Rahul MAYOR, Deepa GUPTA

Date :	05-04-2025
Time :	08:00-09:30
Hall :	Brahmkamal Hall - Auditorium A

- OPT4 - Hidden Villain: Anterior Capsule Flap Stuck on Endothelium Masquerading as Descemet's Detachment
Chief & Presenting author : Shweta WALIA (S11145)
- OPT6 - Polypropylene Flex loop a Cost Effective Alternate to Finesse Flex loop
Chief & Presenting author : Sunil GANEKAL (G11600)
- OPT7 - Progressing Diabetic Retinopathy in Prediabetic State
Chief & Presenting author : Brijesh TAKKAR (T14584)
- OPT10 - Eyes - Windows to the Soul or Body ?!
Chief & Presenting author : Devi Priya V. (D11811)
- OPT12 - Mastering IOL Explantation: Precision Cutting and Anterior Vitrectomy Made Simple
Chief & Presenting author : Anurag Kumar KASHYAP (K21303)
- OPT14 - Choroidal Osteoma - a Rare Entity
Chief & Presenting author : Jasneet KAUR (J28472)
- OPT16 - Double Capsular Tension Ring Saviour in 5 Clock Hour Zonular Dialysis
Chief & Presenting author : Zeba KHANAM (Z22254)
- OPT18 - Proper Plane of Dissection to Prevent Flap Necrosis in Mustarde Cheek Rotational Flap Surgery
Chief & Presenting author : Arnab MANDAL (M23699)
- OPT19 - "Ab Externo" Revision of Problematic Bleb for Complication Related to Tight Sutures and High IOP
Chief & Presenting author : Divya KESARWANI (D15756)
- OPT22 - Phacoemulsification Incisions Simplified
Chief & Presenting author : Deepsekhar DAS (D18922)
- OPT23 - "Granulomatous Uveitis with Raised Intra Ocular Pressure- Playing Sherlock Holmes"
Chief & Presenting author : Sumedha VATS (S21653)
- OPT25 - Primary Posterior Capsular Plaque Peeling (PPCP)
Chief & Presenting author : Vipul ARORA (A10777)
- OPT28 - The Surgical Trick. Make It Easy. Silicon Oil Removal from Anterior Chamber
Chief & Presenting author : Manu SHARMA (S17099)
- OPT29 - Bss and a Needle, a Smarter Way to Insert the Dsaek Lenticule
Chief & Presenting author : Mayur PATIL (P28767)
- OPT30 - Preoperative Brimonidine Droppath to Bloodless Squint Surgery - a Beginner's Hint to Beginner
Chief & Presenting author : Iva Rani KALITA (I20057)
- OPT32 - An Uninvited Guest- Masquerading as an Eyelid Swelling
Chief & Presenting author : K. Sai RANI (S06377)
- OPT33 - Pupil Management in Uveitic Cataract
Chief & Presenting author : Siddhartha GHOSH (G10373)
- OPT35 - Successful Management of Incomplete Femto-Laser Cap Cut Formation in Silk Surgery
Chief & Presenting author : Urvija CHOUDHARY (C17816)
- OPT37 - Internuclear Ophthalmoplegia: Bridging Clinical Findings to Multiple Sclerosis Diagnosis
Chief & Presenting author : Najva Sherin P (N28211)
- OPT38 - PUNCHORRHEXIS- a Gaucho's Grip Taming the Intumescent Cataracts
Chief & Presenting author : Sohel Irfan Mohd. KHAN (K12514)
- OPT40 - Cracking the Code : Strategies for Surgical Management of Large Macular Holes
Chief & Presenting author : Ashutosh Kumar GUPTA (G15983)
- OPT42 - Ocular Emergency—traumatic Luxated Globe – Diagnosis and Management
Chief & Presenting author : Kavitha RAMAKRISHNAN (K08218)
- OPT45 - Tackling Case of Re-Detachment in Diabetic Tractional Retinal Detachment Due to Secondary Membranes
Chief & Presenting author : Maradula GANGAWAR (M25049)
- OPT46 - Sudden Posterior Capsule Rent Due to Flushing of Posterior Capsule
Chief & Presenting author : Rajesh KAPOOR (K13520)
- OPT48 - "Fixed It up" : Innovative Technique to Fix Dislocated IOL
Chief & Presenting author : Ashutosh Kumar GUPTA (G15983)
- OPT49 - Tumble the IOL
Chief & Presenting author : Pranav RANJAN (R06641)
- OPT50 - ASOCT in Pediatric Cataract
Chief & Presenting author : Savleen KAUR (K13191)
- OPT56 - Minimally Invasive Glaucoma Surgery in 3D Printed and Virtual Reality
Chief & Presenting author : John Davis AKKARA (A19733)
- OPT57 - Hydroimplant of IOL with Screw Injector: an Innovation to Get Best of Both World
Chief & Presenting author : Sugato PAUL (P18775)
- OPT59 - Tackling Sub Retinal Silicon Oil
Chief & Presenting author : SHRISTI (S22319)

IC65 - Genetics in Ophthalmology: Current Methods of Genetic Analysis and Potential Genetic Treatments

Date :	05-04-2025
Time :	08:00-09:30
Hall :	Amaltas Hall - B101 A

Gerald R. SCHULTZ

By Being Knowledgeable in the Basics of Genetics, You, the Physician, Will Better Understand Human Health and Disease. Genomic Technologies Continue to Expand and Are Implemented More Into Clinical Care. the Essentials of Genetics Are Sequencing and Gene Expression. Ophthalmologists Should Understand the Basics of Genetics, Its Involvement in the Pathogenesis of Glaucoma, Amd, Diabetic Retinopathy, Inherited Retinal Diseases and Corneal Dystrophies. Gene Testing and Genetic Counselling Are Important Components of Patient Care. the Mechanism of Genetic Alterations by the Sars-Cov-2 (COVID) Genome Will Be Used to Demonstrate How a Virus Injects Its Rna Into Human Cells and How It May Be Utilized to Treat Ophthalmic Genetic Disorders. Upon Completion of the Course, the Attendees Will Have Knowledge Related to Current Trends in Treatments with Adeno-Associated Viruses, Epigenetics and the Possible Future Use of Crispr Gene Technology with the Assistance of Artificial Intelligence.

- 08:00 - Review of Genetics and Epigenetics, Including Inheritance, Analysis and Possible Treatments (15 mins) : Gerald R. SCHULTZ
- 08:15 - A Journey in Glaucoma Genetic Research (12 mins) : P. SUNDARESAN
- 08:27 - Genetics of Corneal Dystrophies (12 mins) : Radhika TANDON
- 08:39 - Genetics of Corneal Ectasias (12 mins) : Namrata SHARMA
- 08:51 - Genetics of Inherited Retinal Dystrophies and Diabetic Retinopathy (12 mins) : S. NATARAJAN

Panel Discussion :- (10 Mins)

Keynote Address - James ELDER: The Genetics of of Familial Exudative Vitreoretinopathy & Norrie Disease (10 Mins)

IC227 - Beyond the Eye: Navigating Orbito-Facial Trauma

Date :	05-04-2025
Time :	08:00-09:30
Hall :	Amaltas Hall - B101 B

Raghuraj HEGDE

Treating Orbito-Facial Trauma is One of the Most Challenging Area in Ophthalmology. This Course Aims to Inform and Guide with a Case Based Approach on How to Manage Orbitofacial Trauma. It Offers a Focused and In-Depth Exploration of the Intricate World of Orbito-Facial Trauma, Delving Into Vital Aspects Beyond Ocular Injuries. This Course Will Enhance Participants' Expertise in Managing Complex Injuries Affecting the Orbit and Facial Regions. in This Course, Participants Will Learn Beyond the Conventional Focus on Globe Injuries, Providing a More Rounded Understanding of the Intricacies of Orbito-Facial Trauma. from Understanding Relevant Applied Anatomy to Assessing the Immediate Aftermath of Trauma to Then Orchestrating Sophisticated Reconstruction with Multi-Disciplinary Teams, This Course Serves as Guide to Addressing Multifaceted Challenges That Arise from Fractures, Soft Tissue Injuries, and Other Complex Cases Which Might Need Secondary Reconstructions.

- 08:00 - Applied Anatomy in Ophthalmic Trauma (10 mins) : Raghuraj HEGDE
- 08:10 - Approach Soft Tissue Injuries- Papercuts to Deep Cuts! (12 mins) : Akshay NAIR
- 08:22 - Orbito-Facial Imaging - Basic to Cutting Edge (12 mins) : J.K. Gangadhara SUNDAR
- 08:34 - Orbital Blowout Fractures-Past, Present and the Future (12 mins) : Shruthi Tara VASUDEV
- 08:46 - Multi-Disciplinary Management in Facial Poly-Trauma- How More is Better! (12 mins) : Tarjani DAVE
- 08:58 - Peek Into the Future: Patient Specific Implants (Psis)- Latest in Orbito-Facial Reconstruction (12 mins) : Raghuraj HEGDE

Panel Discussion :- (5 Mins)

Keynote Address - Rohit Saiju: Autologous Fat for treating superior sulcus hollowing after trauma from my perspective. (Lid session) (10 Mins)

IC38 - Iris Repair & Pupilloplasty: All you need to know

Narang Samir Surendra KUMAR

Date :	05-04-2025
Time :	08:00-09:30
Hall :	Brahmkamal Hall - Auditorium B

The Course Tends to Focus on the Essentials of Iris Repair. the Course Tends to Cover up all the Technical Aspects of Performing an Iris Repair Procedure. all Essential Techniques of Pupilloplasty Will Be Showcased in the Course That Ranges from Modifies Siepsers, Single Pass Four Throw, Mccannels as Well as Cerclage Along with Reverse 4-Throw Technique. Iridodialysis Repair Procedures Along with Other Combination Procedures Will Also Be Showcased. Artificial Iris Implantation Along with Application of Small Aperture Optics with Pinhole Pupilloplasty Will Also Be Demonstrated.

- | | |
|--|-------------------------------|
| 1. 08:00 - Tool-Kit & Essentials of Pupilloplasty (15 mins) | : Narang Samir Surendra KUMAR |
| 2. 08:15 - Pupil Centric Techniques & Reverse 4-Throw Pupilloplasty: Handling Real Time Challenges (15 mins) | : Narang PRIYA |
| 3. 08:30 - Iridodialysis Repair Techniques and Challenges (15 mins) | : Ashvin AGARWAL |
| 4. 08:45 - Pupilloplasty & Small Aperture Optics (15 mins) | : Agarwal AMAR |

Panel Discussion :- (15 Mins)

IC536 - Ocular Tumors - Diagnostic and Management Guidelines

Fairooz Puthiyapurayil MANJANDAVIDA

Date :	05-04-2025
Time :	08:00-09:30
Hall :	Parijat Hall 201

Tumors of Eye Including Conjunctiva, Eyelids, Orbit and Intraocular Comprises a Wide Spectrum of Benign and Malignant Lesions. There Has Been a Paradigm Shift in the Management of Tumors of the Eye and Adnexa in the Recent Past. Newer Targeted Therapies and Multimodal Protocols Are Gradually Replacing the Conventional Gold Standard Management Modalities. Amid This Rapid Revolution in Evolution, We still Witness Late Diagnosis and Advance Diseases. This Course Aims to Impart Knowledge and Updates Regarding Diagnosis of Ocular Tumors, Ancillary Diagnostics, and Emerging Management Modalities Using Available Evidence Based Approach and to Create Ground for Common Understanding Among General Ophthalmologists and Specialists.

- | | |
|--|---------------------------------------|
| 1. 08:00 - Pediatric Ocular Malignancies- Improving Survival (12 mins) | : Santosh G. HONAVAR |
| 2. 08:12 - Eyelid Tumors- Protocols and Management (12 mins) | : Sima DAS |
| 3. 08:24 - Conjunctival Lesions- How to Tackle in Your Practice? (12 mins) | : Shaifali CHAHAR |
| 4. 08:36 - Orbital Masses and Lesions- Opening the Pandorax Box (12 mins) | : Fairooz Puthiyapurayil MANJANDAVIDA |
| 5. 08:48 - Ocular Pathology- Importance of Appropriate Tissue Sampling (12 mins) | : Kaustubh MULAY |
| 6. 09:00 - Genetics in Ocular Tumors- Current and Future Perspectives (12 mins) | : Hridya H |

Panel Discussion :- (15 Mins)

IC271 - OCT Angiography- Navigating the Teenage tantrums

Avnindra GUPTA

Date :	05-04-2025
Time :	08:00-09:30
Hall :	Kesar Hall 202

The World Has Moved Progressively from Invasive to Non-Invasive Imaging Modalities Over the Last Decade. These Are Gaining Popularity as They Are Simple, Fast and Reproducible the New Baby OCT Angiography is Now a Teenager and is Showing That at Times It Can Be Difficult to Handle. OCTA Was Initially Used for Macular Disorders but with Increased Resolution, Faster, Deeper Scans and the Availability of Wide-Field OCTA Its Application Has Widened. but with This Also Comes Increased Errors and Artefacts. This Instruction Course is Specifically Designed to Educate Fellow Colleagues About the Uses and Interpretation of OCTA in Various Macular and Vascular Pathologies. This Instruction Course Will Also Help to Select the Best OCTA Machine and to Negotiate Through Artefacts Seen During Interpretation

- | | |
|--|-------------------|
| 1. 08:00 - Introduction, and Interpretations of OCTA with Role of AI (10 mins) | : Avnindra Gupta |
| 2. 08:10 - Artefacts and Interpreting OCTA in Presence of Artefacts (10 mins) | : Ritesh Narula |
| 3. 08:20 - OCTA Patterns to Evaluate Amd Progression (8 mins) | : Puneet Gupta |
| 4. 08:28 - Macular and Widefield OCTA in Diabetic Retinopathy (8 mins) | : Anand Rajendran |
| 5. 08:36 - Role of OCTA in Retinal Vascular Diseases and ONH Diseases (8 mins) | : Ajay Purohit |
| 6. 08:44 - Will OCTA Replace Ffa (8 mins) | : Lalit Verma |

Panel Discussion :- (20 Mins)

Keynote Address - Nihal Adel HASSAN: OCT Biomarkers in Dme (10 Mins)

[SAO Symposium] Retinopathy of Prematurity (ROP): Newer Developments

Chair(s): Rajvardhan AZAD

Date :	05-04-2025
Time :	08:00-09:30
Hall :	Kumudini Hall 301

Retinopathy of prematurity has taken the center stage in the last two decades, and vigorous awareness campaigns have enhanced the knowledge and perception about ROP at the global level. Having done with these and now new gadgets come for diagnosis and treatment, newer treatment strategies have evolved. The role of artificial intelligence in the diagnosis and management of ROP is a strong armamentarium in the hands of ROP experts. ROP in low-resource settings poses big challenges in diagnosis and management, and the role of telemedicine can be of great help in such situations. This session will look into some of these evolving issues which will be dealt with by world-renowned ROP experts.

- | | |
|---|-------------------|
| 1. 08:00 Advances in Imaging Techniques for Early Detection of ROP - 10 Mins | : Anand VINEKAR |
| 2. 08:10 Scaling ROP Screening Programs in Low- Resource Settings - 10 Mins | : Rajvardhan AZAD |
| 3. 08:20 Understanding the Pathophysiology of ROP: New Insights and Biomarkers - 10Mins | : Domenico LEPORE |
| 4. 08:30 Long-Term Neurodevelopmental Outcomes of ROP - 10 Mins | : Wei-chi WU |
| 5. 08:40 IVF Modulation in ROP - 10 Mins | : Supriya Dabir |

DAY 03 – SATURDAY

IC145 - Managing Astigmatism with MSICS

Jagannath BORAMANI

Date :	05-04-2025
Time :	08:00-09:30
Hall :	Gulmohar Hall 302

Majority of Cataract Patients Are Having Astigmatism of Less Than 2 Dioptres. This Can Be Effectively Neutralised by MSICS. the Procedure is Cost Effective but Has Some Learning Curve. There Are Some Challenges Which Prevent Surgeon to Adopt This Easy & Effective Method. This Course Will Help the Delegates to Overcome the Challenges. the Course Also Analyses the Presently Available Sia Calculators. the Ergonomics of Scleral Incision Also Will Be Discussed in Detail.

- | | |
|---|------------------------|
| 1. 08:00 - Introduction (4 mins) | : Jagannath BORAMANI |
| 2. 08:04 - Scleral Tunnel: the Backbone of MSICS (8 mins) | : Neeta DODWAD |
| 3. 08:12 - Analysis of Various Sia Calculators (8 mins) | : Narendra Singh VERMA |
| 4. 08:20 - Customised Incision Cataract Surgery (CICS) (8 mins) | : Jagannath BORAMANI |
| 5. 08:28 - 2 Mm SICS (8 mins) | : Amulya Nath SAHU |
| 6. 08:36 - Ergonomics of 2mm SICS (8 mins) | : Nilutparna DEORI |
| 7. 08:44 - Postoperative Assessment & Demonstration of Different Useful Apps (8 mins) | : Narendra Singh VERMA |

Panel Discussion :- (23 Mins)

IC444 - Simple Innovative Tips in Your Operation Theatre for Optimal Outcomes - a Video-Based Course

Pooja KHAMAR

Date :	05-04-2025
Time :	08:00-09:30
Hall :	Javakusum Hall 303

An Individual Eye is as Unique as a Fingerprint – Why Should Our Approach Be so Monotonous and Routine? in This Course, We Acquaint the Listeners with the Concept of ‘Customization’ in Refractive Surgery – Whether It is Treating the Distinctive Optical Aberrations Along with the Refractive Error in Laser-Based Corneal Surgeries; Optimizing the Size and Functionality of Icls and Intraocular Lenses Based on Ocular Parameters and Patient Profiles as Well as Lifestyles; Bringing Back the Era of Surface Procedures While Eliminating the Common Complications Such as Pain and Haze That Contributed to Their Descent Into Disrepute; and Improving Immediate Outcomes with Lenticule-Based Procedures That Are Notorious for Their Longer Visual Recovery Periods. with Well-Defined, Systematic and Tested Approaches Applicable in the Operation Theatre, and Display of Their Intra-Operative Utilisation in Surgical Videos, We Offer a Comprehensive Study of the Subject.

- | | |
|---|-------------------------------|
| 1. 08:00 - Back to the Surface: Perfecting the Art of Prk (10 mins) | : Nishanth MADHIVANAN |
| 2. 08:10 - Customized Lasers for the Normal and Complex Cornea (10 mins) | : Rushad SHROFF |
| 3. 08:20 - Modern-Day Lenticular Extraction Techniques: Achieving Day 1 20/20 (15 mins) | : Pooja KHAMAR |
| 4. 08:35 - Choosing the Right Fit in Phakic Iol's (10 mins) | : Tushar GROVER |
| 5. 08:45 - Premium Iol's Post Refractive Surgery - When, Why and How (15 mins) | : Kumar DOCTOR |
| 6. 09:00 - Complex Cases - Phakic Iol's (10 mins) | : Patwardhan Dileep CHINTAMAN |
| 7. 09:10 - My Experience with Femto (10 mins) | : Pooja KHAMAR |

Panel Discussion :- (10 Mins)

Keynote Address - Audrey ROSTOV: YAG Laser for Treatment of Epithelial Ingrowth/implantation in Post LVC Patients (10 Mins)

IC439 - Decoding Macular Surgery-case based understanding of surgical management in macular disorders

Date :	05-04-2025
Time :	08:00-09:30
Hall :	Champa Hall 304

Vishal AGRAWAL

With the Advent of Various Techniques & Adjunct Therapies in the Management of Posterior Pole Pathology, There is No Consensus in the Standard Treatment Protocol. the Course Will Showcase Various High-Definition Videos of Routine & Complex Cases of Macular Holes, Foveoschisis, ONH Pit, Vmt, ERM and Taut Posterior Hyaloid. the Videos Will Also Highlight the Use of Various Adjuncts, Dyes and Flap Maneuvering Techniques in Myriad Cases. the Course Consists of Various Simple to Complex Cases Which Will Be Helpful to the Novice and Experienced Surgeon Alike. the Course Objective is to Make It Clear That No Single Technique Suffices for the Various Surgical Challenges in Macular Diseases. at the End of This Video Based Course the Attendee Will Have a Knowledge of the Various Clinical Presentations of Macular Diseases , Customised Treatment for Each of Them & Management of the Most Common Complications.

- 08:00 - Vitreo-Macular Traction and ERM-Case Based Discussion on Complications & Management (10 mins) : Lalit VERMA
 - 08:10 - Myopic Foveoschisis- Case Based Use of Instruments & Techniques (10 mins) : Vishal AGRAWAL
 - 08:20 - Optic Disc Pit- Case Based Presentation of Various Management Techniques (10 mins) : Kelkar Aditya SHREEKANT
 - 08:30 - Taut Posterior Hyaloid Membrane - Case Based Discussion (10 mins) : Bhuvan CHANANA
 - 08:40 - Macular Holes -Case Based Use of ILM Flap, Grafts and Other Adjuncts (10 mins) : Shrinivas M. JOSHI
 - 08:50 - Misadventures in Routine Macular Surgery & Their Management (10 mins) : Boral Subhendu KUMAR
- Panel Discussion :- (15 Mins)

Keynote Address - Alessandro INVERNIZZI: High Resolution OCT in Retinal Vascular Diseases (10 Mins)

IC294 - Breaking the Deadliest of all Formation of Complex Cataract with Innovative Surgical Techniques

Date :	05-04-2025
Time :	08:00-09:30
Hall :	Neelkamal Hall 305

Rajendra PRASAD

This Video Based Course Will Demonstrate Stepwise Innovative Surgical Techniques to Manage the Deadliest Surgical Situations in Difficult and Complex Cataract Cases. the Choice of Phaco Settings, Variation of Fluidics, Phaco Tips, New Chopping Methods Will Be Vividly Shown and Discussed. a Unique Blunt Olive Tip Chopper Good Enough to Hold and Crack Hardest of Hard Cataracts in Terminal Chop Technique Will Be Discussed. the Use of Capsule Staining Techniques, Sewing Needle Microcapsulotomy, Capsular Bag Stabilization Devices and Pupil Expanding Devices Will Be Demonstrated. Videos Will Highlight How to Prevent and Manage More Commonly Encountered Complications Such as the Runaway or Incomplete Capsulorhexis, Fragmenting the Rock-Hard Nucleus, Managing Associated Zonular Weakness and Pc Disruption in Posterior Polar Cataract.

- 08:00 - Small Pupil Phaco Surgery Tricks and Tips (10 mins) : Vinod Kumar ARORA
 - 08:10 - Complex Posterior Polar Cataract with Preexisting Capsular Defect, Management Pearls (10 mins) : Satanshu MATHUR
 - 08:20 - While Chopping When Cataract Doesn't Crack What to Do? (10 mins) : Rajendra PRASAD
 - 08:30 - Intumescent Cataract Eminent to Argentinian Flag Sign How to Manage? (10 mins) : Arvind Kumar MORYA
 - 08:40 - Prenuclear Emulsification PCR How Do I Manage (10 mins) : Anurag BADHANI
 - 08:50 - Post RK Cataract Surgery Management Pearls (10 mins) : Sudhank BHARTI
- Panel Discussion :- (15 Mins)

Keynote Address - Tamer ELRAGGAL: Cataract Procedure with Previous Refractive Surgery (10 Mins)

IC4 - How to handle uveitis patients. A step-wise approach of diagnosis and management.

Jyotirmay BISWAS

Date :	05-04-2025
Time :	08:00-09:30
Hall :	Suryamukhee Hall 401

Uveitis is Relatively Uncommon and a Complex Disease Comprising of 80 Possible Etiologies. These Diseases Often Have Protean Manifestations with Varying Grades of Severity It Can Be Infectious or Non-Infectious. It Can Cause Substantial Visual Loss Even Blindness If Not Treated Promptly and Properly. It Often Poses a Challenge to the General Ophthalmologist Regarding the Diagnosis, Selection of Investigations and Management. This Instruction Course Will Provide an Algorithmic Approach in Diagnosis and Management of Anterior Uveitis, Intermediate Uveitis, Posterior Uveitis, Panuveitis and Retinal Vasculitis. It Will Also Give Guidelines Which Patient and When They Should Referred to Uveitis Specialist. Uveitis Experts with More Than 15 Years of Experience Will Discuss with Representative Cases Highlighting the Salient Points Followed by Interactive Discussion with the Audience.

- | | |
|--|-------------------------------|
| 1. 08:00 - Anterior Uveitis : Don't Think so Simple (10 mins) | : Parthopratim Dutta MAJUMDER |
| 2. 08:10 - Intermediate Uveitis : an Enigma (10 mins) | : Jyotirmay BISWAS |
| 3. 08:20 - Posterior Uveitis - Distinguishing Between Infectious or Non – Infectious (10 mins) | : Kalpana Babu MURTHY |
| 4. 08:30 - Panuveitis – Vision Threatening Uveitis (10 mins) | : Sudharshan S. |
| 5. 08:40 - Retinal Vasculitis – Step Wise Investigations and Management (10 mins) | : Mudit TYAGI |
| 6. 08:50 - Which Patient and When Should You Refer to a Uveitis Specialist? (10 mins) | : Vishali GUPTA |

Panel Discussion :- (15 Mins)

Keynote Address - Jennifer THORNE: Top Mistakes Made with the Systemic Treatment of Noninfectious Uveitis (10 Mins)

IC199 - Black White Brown Red And More Cataracts

Sujatha MOHAN

Date :	05-04-2025
Time :	08:00-09:30
Hall :	Moulshree Hall 402

Performing Cataract Surgery in Patients with Extremely Dense Rock-Hard Cataracts is Very Challenging. These Highly Dense Opaque Cataracts Makes Perioperative Visualization of the Capsule Difficult. These Lenses Are Hard to Maneuver and Typically Occupy a Larger Volume. the Lens Capsule is Thin and Fragile, Zonules Are Weak. This Type of Cataract Requires Longer Phaco Times and Higher Energy Levels. Some of Them Are Associated with Small Pupils and Other Situations Like Zonular Dialysis. to Get Favourable Outcomes in These Patient Often a Combination of Technique and Technology is Required. This Video Based Course Will Highlight the Important Tips to Overcome the Hurdles and Get the Best Outcome.

- | | |
|--|----------------------|
| 1. 08:00 - Small Pupil in Hard Cataracts (10 mins) | : Sujatha MOHAN |
| 2. 08:10 - Management of Hard Cataract Using Femto (10 mins) | : Mohan RAJAN |
| 3. 08:20 - Management of Subluxated Hard Cataracts (10 mins) | : Haripriya ARAVIND |
| 4. 08:30 - Management of Mature White Cataracts (10 mins) | : Nitin BALAKRISHNAN |
| 5. 08:40 - Chopping Techniques (10 mins) | : Nivean M |
| 6. 08:50 - Posterior Polar Cataract (10 mins) | : Madhuvanathi MOHAN |

Panel Discussion :- (15 Mins)

Guest Talk - Anand PARTHASARATHY: Extreme Makeover Cataract Surgery in a 90 Year with Zonular Weakness and Hard Nucleus (10 Mins)

IC86 - Navigating the thorns in the MIGS path: when All is not Well

Sushmita KAUSHIK

Date :	05-04-2025
Time :	08:00-09:30
Hall :	Kaner Hall 403

Minimally Invasive Glaucoma Surgeries (MIGS) Have Recently Become a Game-Changer in Glaucoma Treatment, Offering a Promising Blend of Safety and Moderate Efficacy for Select Patients. However, as MIGS Continues to Evolve, so Do the Challenges Faced by Surgeons Navigating This Field. This Course is Designed to Discuss the Intricacies of MIGS, Through an Engaging Mix of Case Studies, Expert Insights, and Interactive Discussions. We Hope to Impart a Comprehensive Understanding of Patient Selection, Pre-Operative Strategies, Surgical Techniques, and Effective Complication Management. This Interactive Course Will Include Presentations of Case Scenarios and a Panel Discussion of Different Perspectives on Managing These Situations. the Audience Will Have a Chance to Engage Directly with Experienced Instructors, Ready to Address Any Questions. We Hope at the End of This Course, We Will Have Helped the Attendee Initiate MIGS or Enhance His/her MIGS Expertise.

- | | |
|--|---------------------|
| 1. 08:00 - Introduction to the Course (3 mins) | : Sushmita KAUSHIK |
| 2. 08:03 - Before You Rush In...what Not to Do (5 mins) | : Surinder S PANDAV |
| 3. 08:08 - When You Finally Take the Plunge- What Are the Stumbling Blocks (6 mins) | : Sushmita KAUSHIK |
| 4. 08:14 - Once You Are in, How Do You Ensure all is Well and Come Out Safely (6 mins) | : Faisal T. T. |
| 5. 08:20 - Now the Deed is Done... What May Go Wrong (6 mins) | : Surishti RAJ |
| 6. 08:26 - Panel Discussion with all Instructors - Six Case Scenarios (30 mins) | : Sushmita KAUSHIK |

Panel Discussion :- (19 Mins)

Keynote Address - M. Nazrul ISLAM: Minimally Invasive Bleb Surgery in Glaucoma (10 Mins)

IC529 - Managing Primary Angle Closure Disease

Parikh Rajul S.

Date :	05-04-2025
Time :	08:00-09:30
Hall :	Mogra Hall 404 A

The Prevalence of PACG is Roughly Equal to POAG; Accordingly; Nearly 33 Million People Worldwide Are Affected by PACG. Visual Impairment from PACG is More Severe Than POAG. as Nearly 18% World's Population Resides in INDIA, Causes of Blindness and Visual Impairment in INDIA Will Exert Significant Leverage on the Projected Totals, and Have Increasing Impact on the Socioeconomics of the World. with an Expected Increase in the Population and Longevity, PACG is Likely to Become a Major Cause of Ocular Morbidity in INDIA. It is Imperative That We Pick up and Treat PACG in Earlier Stage. This Course Will Provide Accurate Definitions to Be Used for PACD (Primary Angle Closure Disease), Role of Imaging in PACD. as Medical Management is Mainstay of Glaucoma, the Difference We Need to Know in Medical Management Compared to Medical Management of POAG Will Be Discussed. We Will Also Discuss About Role of Early Lens Extraction/ Clear Lens Extraction in Angle Closure Disease.

- | | |
|---|--------------------|
| 1. 08:00 - Critical Review of ZAP & Ana-Lis Trial for Role of Iridotomy in PACS (9 mins) | : Baskaran MANI |
| 2. 08:09 - Medical Management of PACD: Specific Differences Compared to POAG Mx (9 mins) | : Shefali BHUTA |
| 3. 08:18 - PACD Spectrum, Definitions, Epidemiology (9 mins) | : Parikh Rajul S. |
| 4. 08:27 - Role of Lens Extraction in PACD: Does Eagle Study Have Any Role in PACG Management? (9 mins) | : Parikh Rajul S. |
| 5. 08:36 - Specific Consideration of Trabeculectomy in PACG (9 mins) | : Thomas George T. |

Panel Discussion :- (25 Mins)

Keynote Address - Shibal BHARTIYA : Glaucoma and Ocular surface diseases (10 Mins)

IC387 - Corneal infections: When to suspect unusual pathogens

Prashant GARG

Date :	05-04-2025
Time :	08:00-09:30
Hall :	Mogra Hall 404 B

Corneal Infections Are the Most Important Causes of Vision Impairment and Blindness Especially in Developing World. Timely Institution of Appropriate Antimicrobial Therapy is Crucial in Saving Vision and Eye. However, There Are Several Challenges in Establishing Etiological Diagnosis. Most Clinicians Do Not Have Access to Microbiology Laboratory. Therefore, the Patients Are Treated Empirically Delaying Institution of Appropriate Therapy Despite Approaching an Ophthalmologist. Further, in Last Decade a Wide Variety of New or Uncommon Organisms Have Been Identified as Cause of Corneal Ulcer. These Organisms Require Specific Therapy. It is Essential for Clinicians to Be Aware of Symptoms and Signs That Require Referral to a Specialty Centre or Special Diagnostic Tests for Establishing Accurate and Timely Diagnosis. During This Course Participants Will Learn Clinical Characteristics That Suggest Uncommon Infections and Ways of Establishing Diagnosis Using Case-Based Approach.

- | | |
|---|------------------|
| 1. 08:00 - Introduction of the Topic and Drug Resistant Keratitis (12 mins) | : Prashant GARG |
| 2. 08:12 - How to Identify Uncommon Organisms? (12 mins) | : Savitri SHARMA |
| 3. 08:24 - When to Suspect Atypical Mycobacteria? (12 mins) | : Aravind ROY |
| 4. 08:36 - When to Suspect Microsporidia? (12 mins) | : Amrita MOHANTY |
| 5. 08:48 - When to Suspect Pythium Keratitis? (12 mins) | : Bhupesh BAGGA |

Panel Discussion :- (10 Mins)

Keynote Address - Harminder DUA: Dynamics of Corneal Perforations and Corneal Gluing (10 Mins)

C S Reshmi Video Session 2025

Judges : Deepak MEGUR, Indira PEGU, Santanu MANDAL, Nishikant BORSE,
Prashant Somesh AGNIHOTRI, Tushar AGARWAL

Date :	05-04-2025
Time :	08:00-09:30
Hall :	Kadamb Hall 405

DAY 03 – SATURDAY

IC25 - VAST for Use of Botulinum Toxin, Fillers & Facial Thread Lifts, For Cosmetic Facial Rejuvenation

Date :	05-04-2025
Time :	08:00-09:30
Hall :	Palash Hall - Grand Ball Room A

Debraj SHOME

Aesthetic Procedures Are Gaining More & More Prominence. Oculoplastic Surgeons Have Now Started Veering More & More Towards Cosmetic Facial Treatments, Including Face Lifts and Rhinoplasty. Not Only Oculoplastic Surgeons, When We Train People in Botox & Filler Injections at Hands on Courses These Days, More Than 50% of the Attendees Are General Ophthalmologists. This Vast Will Showcase Video Demonstration of the Anatomy of the Face Post Cadaveric Dissection, Choice of Injection Products, & Actual Patient Selection and Treatment. Post This Ic, You Will Be Able to Use Botulinum Toxin, Fillers and Facial Threads, to Lift Faces, Tighten Faces, Remove Under Eye Dark Circles, Camouflage Eyelid Bags, Remove Laugh Lines, Remove Upper Face Wrinkles & Change Facial Shapes. This Ic Has Been Amongst the Most Attended Ic's for the Past 6 Years at AIOS. We Have Added Multiple Elements to Make This Even Better, If Chosen for This Year. Welcome to Facial Aesthetics in Ophthalmology.

- 08:00 - Relevant Facial Anatomy on Cadaveric Dissection - What to Be Beware of (10 mins) : **Shilpa Taneja MITTAL**
- 08:10 - Botulinum Toxin Injections for Face Wrinkles & Lines - with Injection Videos (12 mins) : **Adit GUPTA**
- 08:22 - Filler Injections for the Face - with Injection Videos (12 mins) : **Kasturi BHATTACHARJEE**
- 08:34 - Patient Selection & Combination Treatment for Facial Rejuvenation (12 mins) : **Debraj SHOME**
- 08:46 - Collaborating with a Dermatologist to Improve Your Results (12 mins) : **Debraj SHOME**
- 08:58 - How I Am Setting up My Aesthetic Practice & What You Can Learn from Me (10 mins) : **Aditi Mehta GREWAL**

Panel Discussion :- (7 Mins)

Keynote Address - Femida KHERANI: Ttopicals for Rejuvenation (10 Mins)

IC183 - Double Trouble: Cataract surgery Challenges in Ocular Co morbidities

Date :	05-04-2025
Time :	08:00-09:30
Hall :	Palash Hall - Grand Ball Room C

Anagha HEROOR

Cataract Surgery Today is Considered a Refractive Surgery. However, in the Presence of Ocular Comorbidities, It Represents a Critical Intersection of Various Factors, Requiring a Nuanced Understanding of all the Relevant Pathologies. This Course Aims to Equip Surgeons with the Knowledge and Skills Necessary to Manage Cataract Patients Who Present with Additional Comorbidities Such as Corneal Disorders, Post Vitrectomy, Post Refractive Surgery, Glaucoma & Trauma. Through a Comprehensive Curriculum That Includes Detailed Scientific Instruction & Case Based Studies with Surgical Videos, Participants Will Learn to Identify Potential Risks, Adapt Surgical Techniques, and Optimize Patient Outcomes in Complex Clinical Scenarios. This Course Underscores the Importance of a Multidisciplinary Approach to Ensure Safe and Effective Cataract Surgery in Patients with Comorbidities.

- 08:00 - Cataract Surgery Challenges in Post Refractive Surgery Eyes (12 mins) : **Anagha HEROOR**
- 08:12 - Cataract Surgery Challenges in Post Traumatic Eyes (12 mins) : **Suhas HALDIPURKAR**
- 08:24 - Cataract Surgery Challenges in Post Vitrectomy Eyes (12 mins) : **Om Parkash ROHIT**
- 08:36 - Challenges in Cataract Management in Corneal Disorders (12 mins) : **Mahipal S. SACHDEV**
- 08:48 - Challenges in Cataract Surgery in Presence of Glaucoma (12 mins) : **Gaurav LUTHRA**

Panel Discussion :- (10 Mins)

Guest Talk - Lakhesh Chandra MADHARIA: Phaco in Uveitic Cataract (10 Mins)

IC479 - My Mistake -You Learn: Managing Peroperative Challenges and Complications during Phacoemulsification

Date :	05-04-2025
Time :	08:00-09:15
Hall :	Trade Room 1

Sugato PAUL

In This Video Based Instruction Course, the Instructors Will Analyse Different Per-Operative Complications Faced During Phacoemulsification by the Anterior Segment Surgeons and How to Manage Them in a Safe and Efficient Way. This Course Will Include Managing Wound Related Complications, Rhexis Run Out, IOL Related Complications, Tackling Iris Injury, Intraoperative Zonular Dehiscence, Posterior Capsule Rent, Intraoperative Hard Eyes , Ifis and Peroperative Small Pupil.

- | | |
|---|------------------------|
| 1. 08:00 - Course Out Line and Introduction of the Instructors (3 mins) | : Sugato PAUL |
| 2. 08:03 - Tackling Faulty Wound Construction During Phacoemulsification (9 mins) | : Sudipta MITRA |
| 3. 08:12 - Managing Rhexis Extension During Phacoemulsification: Tips and Tricks to Complete the Surgery (9 mins) | : Sugato PAUL |
| 4. 08:21 - Managing IOL Related Complications (9 mins) | : Ayan MOHANTA |
| 5. 08:30 - Intraoperative Hard Eye: Surgeons Nightmare (9 mins) | : Swati AGARWAL |
| 6. 08:39 - Managing Intra Operative Ifis and Small Pupil (9 mins) | : Goswami ANSHUMAN |
| 7. 08:48 - Intraoperative Iridodialysis Repair : Beniners Guide (9 mins) | : Soumava MANDAL |
| 8. 08:57 - Posterior Capsule Rent: Tips to Avoid and Tricks to Tackle (9 mins) | : Pradip Kumar MOHANTA |
| 9. 09:06 - Managing Intraoperative Zonular Dehiscence (9 mins) | : Arup BHAUMIK |

Panel Discussion :- (15 Mins)

Current Concept - Biometric Blueprints for Brilliance: Mastering IOL Power Decisions

Date :	05-04-2025
Time :	08:00-09:15
Hall :	Trade Room 2

Vinita GUPTA

Precision of clinical measurements and accuracy of IOL calculations are significant factors along with the need for optimization to achieve targeted postoperative refractive outcomes. Despite a perfectly meticulous surgery, refractive surprises can occur, both expected and unexpected. The course will emphasize on the ways in which mistakes can be minimised thereby achieving a spherical outcome close to Plano, managing astigmatism effectively, addressing special situations, and refining techniques for post keratoplasty and post-refractive- surgery eyes. The course will be conducted with a blend of presentations, case studies, and interactive discussions to ensure a comprehensive learning experience for participants.

- | | |
|--|-------------------|
| 1. 08:00 Biometric Fundamentals: Tips and Traps - 7 Mins | : Jasleen DHILLON |
| 2. 08:07 Optimization - Way to Go - 10 Mins | : Vinita GUPTA |
| 3. 08:17 Toric Tantrums - 10 Mins | : M. VANATHI |
| 4. 08:27 Tailored Approaches for Unique Eyes - 10 Mins | : Shalini MOHAN |
| 5. 08:37 Mapping Young Eyes: The Science of Pediatric Biometry - 10 Mins | : Vinita GUPTA |
| 6. 08:47 Post-Keratoplasty Biometry: Challenges and Cutting-Edge Solutions - 10 Mins | : Mukesh TANEJA |
| 7. 08:57 Refractive Surprise - "Oops What to do!!" - 10 Mins | : Rishi SWARUP |
| 8. 09:07 Challenges and Solutions in Post-refractive-surgery Eyes - 10 Mins | : Saswata RAY |

IC184 - Medico-Legal Update - Current Scenario for an Ophthalmologists.

Date :	05-04-2025
Time :	08:00-09:15
Hall :	Trade Room 3

Viral SHAH

The Replacement of the Criminal Code of INDIA by the Bhartiya Nyaya Sanhita 2024, Newer Amendments in the Cpa, Latest Judgements by Various Courts, Progress in Tele-Ophthalmology, AI, & Insurance Sector Reforms Have all Led to Some Very Drastic Changes in the Medico-Legal Scenario, Particularly for an Ophthalmologist. Ophthalmologists Either in Private Practice or Working in Institutions Must Be Aware of These Medicolegal Updates. There is High Level of Awareness on Part of the Patients and a Very Low Threshold for Tolerance, Leading to Increase in Filing of Lawsuits Against Ophthalmologists. In This Ic the Finer Points of Recently Introduced Bhartiya Nyaya Sanhita 2024, CPA, Landmark Judgements, Medicolegal Aspects of Tele-Ophthalmology, AI & Indemnity Insurance Will Be Included. This Ic Tries to Make the Ophthalmologists' Knowledge up to Date While Dealing with Various Medico Legal Situations.

- 08:00 - Introduction to the IC (3 mins) : **Viral SHAH**
 - 08:03 - Consumer Protection Act 2019 Decoded in Relation to Ophthalmology (10 mins) : **Prakash MARATHE**
 - 08:13 - Bhartiya Nyaya Sanhita 2024- Important Highlights for Ophthalmologists (10 mins) : **Viral SHAH**
 - 08:23 - Medicolegal Aspects of Tele-Ophthalmology & AI (10 mins) : **Prasanna Venkatesh RAMESH**
 - 08:33 - Lessons from Important Landmark Court Judgments Related to Ophthalmology (10 mins) : **Rajesh JOSHI**
 - 08:43 - Nitty Gritty of Professional Indemnity Insurance for Ophthalmologists (10 mins) : **Harikrishnan VANNADIL**
 - 08:53 - Dealing with Legal Notices- Be Practical and Prepared (10 mins) : **Deshpande Anant AWDHUTRAO**
- Panel Discussion :- (12 Mins)**

IC359 - Mastering Scleral Fixated IOL (SFIOL) : Techniques, Troubleshooting, Tips and Tricks

Date :	05-04-2025
Time :	08:00-09:15
Hall :	Trade Room 4

Santosh MAHAPATRA

The Evolution of SFIOL Techniques Significantly Enhanced Outcomes in Traumatic and Surgical Aphakia. This IC Aims at Discussing and Demonstrating Various Surgical Methods of SFIOL Highlighting the Transition from Sutured to Sutureless Techniques and Foldable IOLS. Panelists Will Discuss the Rationale Behind Each Modification, Focusing on Improving Durability, Minimizing Complications and Enhancing Surgical Ease.

Techniques Covered Include Sutured SFIOL Using PP and PTFE Sutures, the Hoffman Technique, Sutureless SFIOL with Scleral Flaps Like the Glued IOL and Flapless Methods. The Course Will Also Delve Into the Novel Technique of Using Foldable SFIOL in Cases Where Scleral Tunnel is Unfeasible Such as with Thin Sclera or to Avoid Large Tunnels for Secondary IOL Reducing Astigmatism and Promoting Faster Wound Healing. Attendees Will Learn to Select Appropriate Techniques Based on Patient-Specific Factors, Ensuring Optimal Visual Rehabilitation and Reducing Postoperative Complications.

- 08:00 - Foldable SFIOL- the New Player in Ophthalmic Arena: Indication, Technique & Possible Complications (10 mins) : **Santosh MAHAPATRA**
- 08:10 - Four Point Fixation Technique of SFIOL- the Masterstroke for Stability (10 mins) : **Shweta DHIMAN**
- 08:20 - Glued IOL: Indications and Techniques (10 mins) : **Devi Aiswarya DAS**
- 08:30 - Sutured SFIOLS- the Strings to Strength (10 mins) : **Krishnendu NANDI**
- 08:40 - Sutureless-Glueless-Flapless Foldable SFIOL: the Modified Gabor Scharioth Technique (10 mins) : **Chitaranjan MISHRA**
- 08:50 - Tuck in the Tunnel or Make a Bulb Without Flap: a Time Saving Alternative for SFIOL (10 mins) : **Anuja MOHANTY**

Panel Discussion :- (15 Mins)

Keynote Address - Hatem AMMAR: IOL Exchange and Beyond (10 Mins)

Update - Comprehensive Management Of Corneal Emergencies. The Diagnostic Dilemma And Treatment Challenges.

Date :	05-04-2025
Time :	08:00-09:15
Hall :	Trade Room 5

Bhavana SHARMA

Corneal emergencies are an integral part of all speciality and emergency setups in addition to post graduate training curriculum. This IC shall provide comprehensive knowledge of corneal emergencies, their risk factors, causative agents, diagnostic pearls, treatment challenges and management options. Designed to provide an exhaustive approach for diagnosis and management, IC intends to enable ophthalmologists to better manage such cases. Renowned corneal specialists have come together to address this complex topic in a simple yet effective way. It includes varied clinical scenarios of corneal emergencies like, mechanical injuries, refractive surgeries, corneal transplantation, corneal perforation, contact lens and advanced corneal ectasias. The chief instructor and co instructors are enriched with vast academic and clinical experience in managing such emergencies which are frequently encountered in clinical practice.

- | | |
|--|--------------------|
| 1. 08:00 Corneal emergencies encountered in refractive surgeries. Management options from the master - 12 Mins | : J. S.TITIYAL |
| 2. 08:12 Contact lens associated corneal emergencies - 12 Mins | : Radhika TANDON |
| 3. 08:24 Closing the Corneal perforation - 10 Mins | : Bhavana SHARMA |
| 4. 08:34 Emergencies associated with advanced corneal ectasias - 12 Mins | : Sunita CHAURASIA |
| 5. 08:46 Principles and techniques of managing corneal lacerations - 12 Mins | : Amit GUPTA |
| 6. 08:58 Emergencies associated with corneal transplantation. Mission graft survival - 10 Mins | : Chintan SINGH |

Panel Discussion :- (5 Mins)

Recent Advances in Cataract & Refractive Surgery (EIZOC Session)

Date :	05-04-2025
Time :	08:00-09:15
Hall :	Trade Room 6

Chairpersons: Jayanta BOROOWA, B N GUPTA, B P KASHYAP, Pranav RANJAN, J G AGARWAL

Panelists: Harsha BHATTACHARJEE, Sabyasachi PATNAYAK, T LOBSANG, Subrata K MITRA, Tanie NATUNG

Moderators: Nitin G DHIRA, Doel BISWAS

- | | |
|--|------------------------|
| 1. Technological Innovations in Lenticule Extraction - The Future of Laser Vision Correction | : Ayan MOHANTA |
| 2. An Update on Newer Biometric Formulae - Where They Fit In | : Ashok NANDA |
| 3. Ten Pearls for a Successful MFIOL Case | : Partha BISWAS |
| 4. Phakic IOL for Presbyopia Correction: Let's Open a New Window | : Doel BISWAS |
| 5. EDOF: How Do I Pick The Best One | : Anurag MISHRA |
| 6. Update on Management of Patients with Potential Risk of Post Phaco DME | : Satyajit SINHA |
| 7. Role of Posterior Corneal Astigmatism in Present Day Cataract & Refractive Surgery | : Swaraj BHATTACHARJEE |

Mid-Term Assessment of 2030 Insight in Asia Pacific Region and Advocacy Strategy for Global Summit on Eye Health: IAPB Session

Date :	05-04-2025
Time :	09:15-10:30
Hall :	Trade Room 1

- | | |
|--|-------------------|
| 1. 09:15 Overview Global Summit and IAPB Global Action Plan – 2030 Insight (7 Mins) | : Peter HOLLAND |
| 2. 09:22 Iapb Global Summit – Political and Institutional Engagement (7 Mins) | : Drew KEYS |
| 3. 09:29 Global Target Indicators – Where Do We Stand? (7 Mins) | : Yuddha SAPKOTA |
| 4. 09:36 2030 Insight Update Sea Region (7 Mins) | : Rohit KHANNA |
| 5. 09:43 Who SEARO - IPEC Action Plan (7 Mins) | : Tashi TOBGAY |
| 6. 09:50 IAPB Sea Regional Priorities and Plan for 2030 (7 Mins) | : Indra SHARMA |
| 7. 09:57 2030 Insight - Nepal (7 Mins) | : Sailesh MISHRA |
| 8. 10:04 Ground Level Action in Achieving Who Target on Eye Health (7 Mins) | : R.D. THULASIRAJ |

Discussion - 30

IC496 - Phacoemulsification in difficult situations - made Easy

Pradip Kumar MOHANTA

In This Instruction Course, We Will Share Our Experiences in Phacoemulsification of Rock-Hard Cataracts, Intumescent Cataracts and Subluxated Cataracts. We Shall Also Cover Soft Cataract Strategies, B-Hex and Maliugin Ring Assisted Small Pupil Phaco.

- 09:15 - Submarine Chop for Managing Rock-Hard Cataracts (15 mins)
- 09:27 - Maliugin Ring and B-Hex for Small Pupil Phaco (12 mins)
- 09:42 - Soft Cataract Strategies (15 mins)
- 09:54 - Conquering the Whites: Safe Techniques for Dealing Intumescent Cataracts (12 mins)
- 10:06 - Managing Subluxated Cataracts (12 mins)

: Pradip Kumar MOHANTA
: Goswami ANSHUMAN
: Pradip Kumar MOHANTA
: Sugato PAUL
: Pronob KALITA

Panel Discussion :- (24 Mins)

Date :	05-04-2025
Time :	09:15-10:30
Hall :	Trade Room 2

Revolutionizing Ophthalmology: Global Advances by the Armed Forces in Vision Care and Combat Readiness (AIOS-ARMED FORCES SPECIAL SESSION)

- 09:15 Introduction- Brig(Dr) S K Mishra- 5 Min
- 09:20 Microscope integrated OCT guided Limbal Stem cell transplant- Precision engineering of the Graft-Hostinterface to combat Post PK Corneal Haze
- 09:27 Cutting edge advances in lamellar corneal surgeries
- 09:34 Management of combined Corneal Trauma and Cataract
- 09:41 Fix it up- Approach to stabilize Dislocated IOLs without removal”.
- 09:48 Inj Brolucizumab in DME- Our Experience in Army Hospital (R&R)
- 09:55 Long Acting Anti-VEGFs to restore normalcy in AROP
- 10:02 Central Retinal Artery Occlusion in Young Adults at High Altitude:Thin Air, High Stakes.
- 10:09 MIGS for early Glaucoma- Why wait

: Maj(Dr) Srishti Khullar
: Col(Dr) Vijay Sharma
: Pradip Kumar MOHANTA
: Brig(Dr) Sandeep Gupta
: Lt Col(Dr) Ashutosh Gupta
: Brig(Dr) SK Mishra
: Col(Dr) Pradeep Kumar
: Lt Col(Dr)Vipin Rana
: Maj(Dr) Amrita Joshi

Each talk is 07 mins, Discussion and Conclusion -9 min

Date :	05-04-2025
Time :	09:15-10:30
Hall :	Trade Room 3

YOSI Session 3 - Medicolegal aspects for young Ophthalmologists

Chairperson : Anant DESHPANDE
Co-Chairpersons : Prakash MARATHE, Manoj Chandra Mathur
Panelists : Divakant MISRA, Digvijay SINGH, Sonal KALIA
Moderator : Anujeet PAUL

- 09:15 How to Prevent Medicolegal Issues- 9 Min
- 09:24 How to Handle Medicolegal Issues- 9 Min
- 09:33 Professional Indemnity Insurance – What You Should Know- 9 Min
- 09:42 Teleophthalmology and Its Medicolegal Aspects- 9 Min
- 09:51 Medicolegal Aspects of the Consumer Protection Act- 9 Min
- 10:00 Issuing Medical Certificate- 9 Min

: Koushik TRIPATHY
: Aarti HEDA
: Karan BHATIA
: Subhratanu CHAKRABARTY
: Piyali KONAR
: Deepanshu AGRAWAL

Keynote International Speaker (10 Mins) Discussion- 21 Min

Date :	05-04-2025
Time :	09:15-10:30
Hall :	Trade Room 4

Punjab Ophthalmological Society

Eye Kabaddi

Host : Om Parkash ROHIT
Discussants : Balbir Singh BHAURA, Prabhdev Singh BRAR, Anand AGGARWAL, Sheffie BIDYAL , Vibha BALDEV
Judges : Lahane Tatyrao PUNDLIKRAO, Partha BISWAS, Mohan RAJAN, Js BHALLA, Ragini PAREKH
Prize distribution : Samar BASAK, Gs DHAMI

Date :	05-04-2025
Time :	09:15-10:30
Hall :	Trade Room 5

Teams:

A. Amritsar Avengers
 B. Ludhiana Incredibles

Amritsar Avengers :

Captain : Mittal RAMAN
 David CHANG , Koch DOUGLAS , Tushya Om PARKASH, Munish DHAWAN, Veer SINGH

Ludhiana Incredibles :

Captain : Sangeet MITTAL
 Players : Chee Soon PHAIK , Kiranjit SINGH, Sheetal BRAR, Karamjit SINGH, Abhinav DHAMI

VISION 2020

Session theme: Stronger Together: Collaborative Strategies in Blindness Prevention from Diabetic Retinopathy

Date :	05-04-2025
Time :	09:15-10:30
Hall :	Trade Room 6

Chairperson : Taraprasad DAS
Co-Chairpersons : G. V. S MURTHY
Moderator : Rupali CHOPRA

A Mix of Presentations and an Interactive Panel Discussion to Ensure Knowledge Sharing and Actionable Outcomes to Help Every Practicing Ophthalmologist to Participate in Dr Blindness Prevention by Making Strategic Collaborations.

- 9:15** - Introduction and Setting the Context (Brief Overview of the Current Challenges in Combating Diabetic Retinopathy) - 8 Mins : **G. V. S MURTHY**
- 9:23** - Existing Models – International, National and Regional Models - 8 Mins : **Taraprasad DAS**
- 9:31** - One Ophthalmologist – One Hub and Spoke Model for Collaborations - 8 Mins : **Padma PAUL**

Panel Discussion :

What Will It Take to Recruit Every Single Practising Ophthalmologist in This War Against Dr Related Blindness: Recommendations for Action and Implementation Acr

Moderator: Amritanand ANIKA
Panellists: Sobha SIVAPRASAD, Kim RAMASAMY, Shailender SABHARWAL, Prema CHANDE, Anusha PURUSHOTHAM

6 Mins Audience Interaction: Open Q&a 9:39 - 5 Mins Concluding Remarks
Role of VISION 2020 India Phanindra BABU
Ceo, VISION 2020: the Right to Sight-India

Age-Related Macular Degeneration (AMD) and Related Diseases

Chairs : Anand RAJENDRAN, Paisan RUAMVIBOONSUK, Srinivas SADDA

Date :	05-04-2025
Time :	09:45-11:15
Hall :	Brahmkamal Hall - Auditorium A

The Symposium on Age-Related Macular Degeneration (AMD) and Related Diseases addresses imaging and the management of geographic atrophy as well as neovascular AMD, including home monitoring, dietary supplements, and unique challenges of polypoidal choroidal vasculopathy (PCV).

- | | |
|---|---------------------------|
| 1. 9:45 Imaging Drusen, Geographic Atrophy, and Neovascular AMD - 10 Mins | : Srinivas SADDA |
| 2. 9:55 Benefits and Limits of Geographic Atrophy Treatments - 10 Mins | : Jun KONG |
| 3. 10:05 What is Pachychoroid - 10 Mins | : Xinyuan ZHANG |
| 4. 10:15 Home Monitoring to Manage AMD - 10 Mins | : Gavin TAN |
| 5. 10:25 Challenges of Polypoidal Choroidal Vasculopathy - 10 Mins | : Voraporn CHAIKITMONGKOL |
| 6. 10:35 Vitamin Supplements for Geographic Atrophy or RP - 10 Mins | : Neil BRESSLER |
| 7. 10:45 Optoretinography in Inherited Retinal Diseases - 10 Mins | : Mark PENNESI |

VKC Uncovered: Comprehensive Diagnosis and Cutting-Edge Treatments

Date :	05-04-2025
Time :	09:45-10:45
Hall :	Amaltas Hall - B101 A

This Course on Vernal Keratoconjunctivitis (VKC) Offers a Deep Dive Into the Complexities of the Condition, Exploring Both Its Clinical Phenotypes and Underlying Endotypes. Participants Will Gain Essential Skills in Accurate Diagnosis, Effective Grading, and Tailored Treatment Strategies Based on Disease Severity.

Emphasizing Cutting-Edge Advancements, the Course Will Highlight the Transformative Role of Biologics and Immunotherapy in Managing Severe VKC, Offering Hope for Patients Who Previously Had Limited Options. with a Focus on the Allergist's Critical Role in Coordinating Systemic Allergy Management and Ocular Care, Participants Will Learn How to Provide Comprehensive, Patient-Centered Treatment.

- | | |
|--|-------------------|
| 1. 09:45 - Understanding Ocular Allergies: The Role of Phenotypes and Endotypes | : Andrea LEONARDI |
| 2. 09:57 - Vernal Keratoconjunctivitis Grading: from Diagnosis to Treatment Planning | : Shweta AGARWAL |
| 3. 10:09 - Targeted Therapies for VKC: the Impact of Biologics and Immunotherapy | : Serge DOAN |
| 4. 10:21 - From an Allergist's Lens: Navigating Allergy Care | : Neeraj GUPTA |

Each Talk is 12 Mins .. Followed by Discussion for 12 Mins

Managing Myopia Progression: Clinical Advancements and Evidence Behind Stellest & HALT Technolog

Date :	05-04-2025
Time :	09:45-11:15
Hall :	Brahmkamal Hall - Auditorium B

Welcome & Opening Remarks - Chairperson: [Name]/TBD

Introduction to the session

Overview of myopia as a growing concern

0:02 – 0:12 - Topic 1: Evidence-Based Myopia Control – Why It Matters

Speaker 1: [Name] Rohit SAXENA/TBD

- Global myopia epidemic and impact
- Importance of early intervention
- Review of clinical evidence on myopia progression
- Indian Childhood Progressive Myopia management guidelines

0:12 – 0:22 - Topic 2: Stellest® Lenses – Clinical Efficacy & Real-World Impact

Speaker 2: [Name] Kunal SRIVASTAVA

- Stellest® lens technology and mechanism
- Key clinical studies and outcomes
- Real-world Investigator initiated studies summary

0:22 – 0:28 - Panel Discussion & Q&A: Advancing Myopia Control in Clinical Practice

Chairperson: [Name] (Moderator)

Panellists: Speaker 1, Speaker 2

- Integrating Stellest® into clinical practice
- Addressing patient and parent concerns
- Future directions in myopia management
- Open Q&A with audience

0:28-0:30 - Closing Remarks

Chairperson: [Name]

- Key takeaways
- Call to action for myopia management

DAY 03 – SATURDAY

Legal issues in Medical practices

DMC Speaker

Date :	05-04-2025
Time :	09:45-10:15
Hall :	Amaltes Hall - B101 B

Chairperson : DMC Speaker
Co- Chairperson : Subhash Dadeya
Convenor : Arun Baweja
Co-Convenor : Santanu Gupta
Moderator : Prafulla Maharana

[ESCRS-APAO Joint Symposium] Tackling Posterior Capsule Tears: How to Avoid, How to Rescue

Date :	05-04-2025
Time :	09:45-11:15
Hall :	Brahmkamal Hall - Auditorium B

Chairs : Burkhard DICK, Rohit OM PARKASH, Marie-jose TASSIGNON

Posterior capsule rupture during cataract surgery remains the most feared complication during cataract surgery. Some ocular parameters are well known as risk factors, and recently, the floppy capsule due to ageing of the retrolenticular space with detachment of the Wieger ligament, as a result, is most probably the most frequently occurring risk factor. If present, the extend of the posterior capsule rupture should be reduced, which can be done by better understanding the relationships between the posterior capsule and the anterior hyaloid. Different rescue techniques will be shown by an international faculty from EU and AP.

1. **9:45** - How to Recognise the Risk for Posterior Capsule Tear per Operatively - 12 Mins : **Marie-jose TASSIGNON**
2. **9:57** - Different Case Scenarios of Posterior Capsule Rupture: Strategies for Optimal Outcomes - 12 Mins : **Rohit OM PARKASH**
3. **10:09** - Anterior Pars Plana Approach - 12 Mins : **Burkhard DICK**
4. **10:21** - There Is Not Enough Capsular Support, What to Do - 12 Mins : **Vladimir PFEIFER**
5. **10:33** - IOL Im-, Ex-, and Reimplantation With a Broken or Open Posterior Capsule - 12 Mins : **Thomas KOHNEN**
6. **10:45** - IOL Scaffold - 12 Mins : **Amar AGARWAL**

[APSPoS Symposium] Childhood Myopia

Date :	05-04-2025
Time :	09:45-11:15
Hall :	Parijat Hall 201

Chairs : David MACKEY, Jaspreet SUKHIJA, Jason YAM

1. **09:45** Public Health Approach With Increased Time Outdoors for Myopia Intervention in Taiwan - 10 Mins : **Pei-chang WU**
2. **09:55** Low Concentration Atropine in Myopia - 10 Mins : **David MACKEY**
3. **10:05** High Concentration Atropine in Myopia - 10 Mins : **Jaspreet SUKHIJA**
4. **10:15** Optical Intervention for Progressive Myopia - 10 Mins : **Rohit SAXENA**
5. **10:25** Red Light Therapy on Premyope and High Myopia - 10 Mins : **Xiangui HE**
6. **10:35** Myopia Control: A Guide to Customised Treatment Approaches - 10 Mins : **Ajay KUMAR**

Translational Research in Anterior Segment

Date :	05-04-2025
Time :	09:45-11:15
Hall :	Kesar Hall 202

Chairs : Wai Kit CHU, Rohit SHETTY

Translational research in the anterior segment of the eye focuses on bridging the gap between laboratory discoveries and clinical applications. This field aims to develop innovative treatments for conditions like glaucoma, dry eye disease, and corneal disorders. By combining advanced imaging techniques, genetic studies, and novel therapeutic approaches, researchers strive to improve diagnosis, treatment, and patient outcomes. The ultimate goal is to translate scientific findings into practical solutions that enhance vision care and quality of life for patients.

1. **09:45** Corneal Regeneration: Translational Advances With Stem Cells, Hydrogels, and 3D Bioprinting - 12 Mins : **Sayan BASU**
2. **09:57** From Markers to Maps: Imaging and Biomarkers in Personalized Eye Health - 12 Mins : **Pooja KHAMAR**
3. **10:09** Natasol enhanced drug delivery in fungal keratitis - 12 Mins : **Namrata SHARMA**
4. **10:21** Translating Norepinephrine Inhibition to Treat Pseudomonas aeruginosa Keratitis - 12 Mins : **Wai Kit CHU**
5. **10:33** Drug Delivery System for Allergic Eye Disease - 12 Mins : **Jodhbhir MEHTA**
6. **10:45** Dry Eye Disease: Translating Scientific Discoveries to Practice - 12 Mins : **Julia CHAN**

IC142 - IOL Fixation Techniques - Managing Decentered Dislocated Dangling IOLs

Mohan RAJAN

Date :	05-04-2025
Time :	09:45-11:15
Hall :	Kumudini Hall 301

This Video-Based Master Class Shows IOL Fixation Techniques When Capsular Support is Lacking. Experts Make These Complex Surgeries Look Simple When They Are Really Not. In This Interactive Course, Each Step Will Be Critically Analysed, Questions Asked and the Logic Behind Each Manoeuvre Clarified so That Correct Surgical Decisions Are Made. Attendees Will Learn a Methodical Way of Planning for and Performing IOL Fixation Surgery. The Various Options of IOL Implantation in the Absence of Capsule Support Including Glued IOLs and Retro Iris Fixated IOLs Will Be Discussed. We Will Also Discuss and Demonstrate with the Help of Videos the Management of a Dropped Nucleus and Dropped IOL.

- | | |
|---|------------------|
| 1. 09:45 - After PCR What Next (12 mins) | : Mohan RAJAN |
| 2. 09:57 - Sutured Scleral Fixation and Management of Subluxated IOLs (12 mins) | : Sujatha MOHAN |
| 3. 10:09 - Glued IOL – Tips and Tricks (12 mins) | : Agarwal AMAR |
| 4. 10:21 - Iris Claw and Cm T Flex IOL (12 mins) | : Nivean M |
| 5. 10:33 - Flanged IOL & Yamane Technique (10 mins) | : M. RAVISHANKAR |

Panel Discussion :- (17 Mins)

Keynote Address - Ashraf ARMIA: IOL Exchange Dilemma with Restoring the Pupil Structure (10 Mins)

Eyelid Surgery: Functional and Aesthetic - a Video Odyssey

Chairs : Xianqun FAN, Ashok GROVER, Kyung In WOO

Date :	05-04-2025
Time :	09:45-11:15
Hall :	Gulmohar Hall 302

The session presents surgical techniques for common conditions - both functional and cosmetic, by brief videos and discussion by experts. The eyelid surgeries presented address day-to-day conditions like ptosis, entropion and ectropion to more advanced conditions including eyelid retraction and blepharophimosis syndrome. The aesthetic procedures covered are forehead lift browplasty, blepharoplasty, superior sulcus deformity and the use of periocular botulinum toxin and fillers. The highlight of this session includes well-curated videos and discussion on surgical techniques by an eminent expert panel.

- | | |
|--|--|
| 1. 9:45 Ptosis Correction Surgeries: Key Concepts and Surgical Pearls for Success - 4 Mins | : Min Joung LEE |
| 2. 9:49 Posterior Approach Ptosis Surgeries - 4 Mins | : Mukesh SHARMA |
| 3. 9:53 Correction of Telecanthus in Blepharophimosis Syndrome - 4 Mins | : Ashok GROVER |
| 4. 9:57 Eyelid Retraction Repair: The Art of Blepharotomy for Optimal Results - 4 Mins | : Pimkwan JARU-AMPORN PAN |
| 5. 10:01 Transconjunctival Entropion Surgery - 4 Mins | : Kyung In WOO |
| 6. 10:05 Treatment of Involutional and Paralytic Ectropion - 4 Mins | : Seong Wook SEO |
| 7. 10:09 Panel Discussion for Functional Section - 18 Mins | : Lakshmi MAHESH, Masashi MIMURA, Suk-Woo YANG |
| 8. 10:27 Forehead Lift - 4 Mins | : Tomoyuki KASHIMA |
| 9. 10:31 Subbrow Blepharoplasty - 4 Mins | : Yukihiko IMAGAWA |
| 10. 10:35 Skin Preservation Upper Blepharoplasty - 4 Mins | : Alice Siew Ching GOH |
| 11. 10:39 East Asian Blepharoplasty - 4 Mins | : Vanessa Naseem MASNSURALI |
| 12. 10:43 Correction of Deep Superior Sulcus With Dermis Fat Graft - 4 Mins | : Rohit SAIJU |
| 13. 10:47 Periocular Botulinum Toxin and Fillers: Personal Learnings - 4 Mins | : Milind NAIK |
| 14. 10:51 Panel Discussion for Aesthetic Section - 24 Mins | : Richard ALLEN, Shubhra GOEL, Renbing JIA |

IC1013 - Instructional Course Ultrasound and UBM: Basic Exam and Clinical Cases

Mario DE LA TORRE

1. Oral

Date :	05-04-2025
Time :	09:45-11:15
Hall :	Javakusum Hall 303

: Mario DE LA TORRE

IC92 - Optimizing Outcomes in Challenging Cataract Cases

J. S. TITIYAL

The Video-Assisted Instruction Course Will Demonstrate Surgical Tips for Performing Phacoemulsification in Challenging Case-Scenarios Including Posterior Polar, Subluxation, Hard Cataract, Small Pupils, Intumescent Cataracts and Post-Refractive Surgery Cataracts. Surgical Pearls to Achieve a Central Continuous Curvilinear Capsulorhexis in Intumescent Cataract and Subluxated Lens Shall Be Imparted. Nucleus Management in White Cataract Without Cortical Cushion, Subluxated Nucleus with Varying Grades of Nuclear Sclerosis, Hard Cataracts and Posterior Polar Cataracts with or Without Nuclear Sclerosis Will Be Demonstrated with Case Examples. Role of Perioperative Imaging Including Intraoperative OCT in Prognostication and Risk Stratification in Intumescent and Posterior Polar Cataract Will Be Discussed.

Date :	05-04-2025
Time :	09:45-11:15
Hall :	Champa Hall 304

1. **09:45** - Imaging in Cataract Surgery- Enhancing Safety and Elucidating Intraoperative Dynamics (15 mins) : J. S. TITIYAL

2. **10:00** - Phacoemulsification in Compromised Corneas (Corneal Opacity, Decompensation, Ectasia, Post PK) (12 mins) : Namrata SHARMA

3. **10:12** - Phacoemulsification in Small Pupil (12 mins) : Boris MALYUGIN

4. **10:24** - Phacoemulsification in Subluxated Lens and Hard Cataract (Conventional Phaco and FLACS) (12 mins) : Chee Soon PHAIK

5. **10:36** - Phacoemulsification in Posterior Polar Cataract and Pc Defect (12 mins) : Vasavada Abhaykumar RAGHUKANT

6. **10:48** - Post-Refractive Surgery Cataract (IOL Power Calculation & Intraoperative Challenges) (12 mins) : Manpreet KAUR

Panel Discussion :- (15 Mins)

Keynote Address - Erik MERTENS: Pairing two light distribution profiles to create peak visual performance (10 Mins)

DAY 03 - SATURDAY

[Recent Advances and Updates of AI in Ophthalmology

Chairs : Rajiv RAMAN

Date :	05-04-2025
Time :	09:45-11:15
Hall :	Neelkamal Hall 305

This session will explore groundbreaking advancements in ophthalmology, focusing on the transformative role of artificial intelligence and technology. Topics include vision-language models, explainable AI, and retrieval-augmented generation for enhanced clinical applications. Highlights will also feature robotic-assisted ophthalmic surgery, collaborative AI research at AIIMS, a novel scoring framework for evaluating AI algorithms, and the use of AI agents to empower patients and revolutionize ophthalmic education. This session promises to provide insights into the future of AI-driven innovation in eye care.

- 09:45 Vision Language Model in Ophthalmology - 8 Mins : **Bin SHENG**
- 09:53 Recent Advancements in Explainable AI - 8 Mins : **Rajiv RAMAN**
- 10:01 Advancements in Robotic-Assisted Ophthalmic Surgery - 8 Mins : **Kai HUANG**
- 10:09 An All India Institute of Medical Science Collaboration on AI - 8 Mins : **Divleen JEJI**
- 10:17 Retrieval Augmented Generation for Ophthalmic Applications - 8 Mins : **Kabilan ELANGO VAN**
- 10:25 A Proposed Score Framework for Ophthalmic AI Algorithms - 8 Mins : **Ting Fang TAN**
- 10:33 Empowering Patients Using AI Agents: Revolutionizing Ophthalmic Education - 8 Mins : **Robert CHANG**

Rapid Fire Academia, Research, Teaching and Education in Ophthalmology & Translational Research in Ophthalmology Update Session

Date :	05-04-2025
Time :	09:45-11:15
Hall :	Suryamukhee Hall 401

Chairperson : Subhabrata CHAKRABARTI

- 09:45 FP3015 - Simulation-Based Ophthalmology Education for Medical Students in Canada: a Pilot Project
Chief & Presenting author : **Vishaal BHAMBHWANI**
- 09:51 FP3016 - A Survey of Asia Pacific Academy of Ophthalmology Members' Attitudes Toward Operating Room Waste and Sustainability Efforts
Chief & Presenting author : **Wendy SEE**
- 09:57 FP3017 - Vitamin D and Common Eye Diseases: an Umbrella Review of Systematic Reviews and Meta-Analyses
Chief & Presenting author : **Pei-yuan HE**
- 10:03 FP3018 - Census Data Reveals Inequity in Self-Identified Visual Disability in New Zealand/aotearoa
Chief & Presenting author : **Esmeralda LO TAM**
- 10:09 FP3019 - Understanding the State of Ocular Disease and Inequity of Disease Burden Among Pasifika in New Zealand/aotearoa
Chief & Presenting author : **Esmeralda LO TAM**
- 10:15 FP3020 - Metabolic Changes in Aqueous Humor and Prognostic Implications in Diabetic Retinopathy Patients Undergoing Cataract Surgery with Intravitreal Anti-VEGF Therapy
Chief & Presenting author : **Yumeng SHI**
- 10:21 FP3021 - The Intricate Mechanisms of Subretinal Fibrosis in Neovascular Age-Related Macular Degeneration
Chief & Presenting author : **Jingfa ZHANG**
- 10:27 FP3022 - Progress in Building a Clinically Relevant in Vivo Model for Diabetic Retinopathy
Chief & Presenting author : **Shyam CHAURASIA**
- 10:33 FP3023 - A Clinical Study of Allogeneic Ips Cell-Derived Retinal Pigment Epithelial Cell Strips Transplantation for Retinal Pigment Epithelial Impairment Disease
Chief & Presenting author : **Yasuo KURIMOTO**
- 10:39 FP3024 - The Human Induced Pluripotent Stem Cell (HipsC)-Derived Corneal Endothelial Progenitor-Like Cell (iHCEPLC) Recovers the Rabbit Model of Corneal Endothelial Dystrophy
Chief & Presenting author : **Fang Chi HSIAO**
- 10:45 FP3025 - Seeing Into Wellness: DI-Based Retinal Age for Top 32 Diseases Stratification in Gbd Rankings
Chief & Presenting author : **Riqian LIU**
- 10:51 FP3026 - Knowledge and Attitude About Eye Donation Among Medical and Nursing Students in a Tertiary Care Centre in Western INDIA
Chief & Presenting author : **Afrid JAIPURI (J28115)**
- 10:57 FP3027 - Combining Msc Exosomes and Cerium Oxide Nanocrystals for Enhanced Dry Eye Syndrome Therapy
Chief & Presenting author : **Yiquan ZHANG**

APAO Leadership Development Program (LDP) Project Presentation (1)

Chairs : Vivek DAVE, Madhuwanthi DISSANAYAKE, I-jong WANG

Date :	05-04-2025
Time :	09:45-11:15
Hall :	Moulshree Hall 402

The APAO LDP Class 2024-25 participants will present their self-initiated LDP projects. The objective of the project is to enhance the ophthalmology profession, eye services and society at large.

1. **09:45** The Philippine Ophthalmology Residency Training (P.O.R.T.) Project: Website for Training Programs and Applicant Matching - 8 Mins : **Raymond Nelson REGALADO**
2. **09:53** Flourishing Index Measures Among Ophthalmologists in the Asia-Pacific Region - 8 Mins : **Rachel CHONG**
3. **10:01** Evaluation of the Health Economics and Patient Experience of Day 1 Post Vitrectomy Visits to Assist in the Implementation of a National Guideline - 8 Mins : **Christopher GO**
4. **10:09** Overcoming Challenges in Cataract Surgery Training Among Residents: An Asia-Pacific Survey - 8 Mins : **Pei- kang LIU**
5. **10:17** Enhancing Multidisciplinary Team Collaboration: Implementing a Retinopathy of Prematurity (ROP) Care Model in KPK, Pakistan - 8 Mins : **Nazli GUL**
6. **10:25** Development of an International Registry of Bietti Crystalline Dystrophy Toward Future Clinical Trials - 8 Mins : **Yusuke MURAKAMI**
7. **10:33** The Performance of Public Vision Centers in Cambodia - 8 Mins : **Lom Orng KIRY**
8. **10:41** Establishing Steroid-Induced Glaucoma Registry (SIGR) as a Catalyst in Enhancing National Eye Database (NED) Towards Improvement of Big Data on Ophthalmic Diseases in Malaysia - 8 Mins : **Hong Kee NG**
9. **10:49** To Enhance the Surgical Skills Training Among Ophthalmology Residents in Brunei - 8 Mins : **Fitri OTHMAN**
10. **10:57** Strengthening Glaucoma Case Finding: A Comprehensive Primary Care Training and Referral Program - 8 Mins : **Andi INDIRA**

IC484 - Two Sides of A Coin : The Big Fight - Debates on Refractive Controversies

Date :	05-04-2025
Time :	09:45-11:15
Hall :	Kaner Hall 403

Nitin BALAKRISHNAN

For Somethings, There is Always a Grey Area(neither Black nor White). We Delve Into Such Borderline Controversial Topics and Ask the Experts Their Take on Them. This One of a Kind Instruction Course Covers the Hottest Topics in Refractive Cataract Surgery Today Ranging from Implantation of Mfiol's in Different Situations, Different Modes of Multifocality to Planning of Refractive Lens Exchange in the Early Presbyopic Age Group. This Ic is a One Stop Solution for all Your Dilemmas Regarding Refractive Cataract Surgery.

- 09:45 - Best of the Best - Refractive Surgery for a 45 Yr Old Patient - Prelex (8 mins) : **Nitin BALAKRISHNAN**
- 09:53 - Best of the Best:- Refractive Surgery for a 45 Yr Old Patient - Corneal Refractive Surgery (8 mins) : **Rupal Samir SHAH**
- 10:01 - I Missed the Bull's Eye - Mending a Refractive Surprise - IOL Exchange (8 mins) : **Sandeep NAGVEKAR**
- 10:09 - I Missed the Bull's Eye - Mending a Refractive Surprise - Piggy Back IOL Bioptics (8 mins) : **Sujatha MOHAN**
- 10:17 - Different Roles,different Goals - Multifocality in Today's Era - Monovision (8 mins) : **Shilpa KODKANY**
- 10:25 - Different Roles,different Goals - Multifocality in Today's Era - EDOF & Multifocal IOLS (8 mins) : **Wavikar Chandrashekhar MURLIDHAR**

Panel Discussion :- (12 Mins)

Keynote Address - Anand DESHPANDE: How to Tackle Post Operative Refractive Surprises (10 Mins)

Guest Talk - Shibu VARKEY: Bridging the Gap between Vision and Precision (10 Mins)

Latest Developments in Neuro-Ophthalmology

Date :	05-04-2025
Time :	09:45-11:15
Hall :	Mogra Hall 404 A

Chairs : Carmen CHAN, Rashmin GANDHI, Satoshi KASHII

Explore the forefront of neuro-ophthalmology in this session. Attendees will gain insights into optical coherence tomography (OCT) for optic disc edema/ pseudoedema differentiation, advancements in Leber Hereditary Optic Neuropathy (LHON) and Dominant Optic Atrophy (DOA) treatment, and new therapeutic approaches to idiopathic intracranial hypertension (IIH). Additionally, current concepts in MOG optic neuritis and new immunosuppressants will be discussed, highlighting the evolving landscape of neuro-ophthalmic care.

- 09:45 The Use of OCT for Differentiating Optic Disc Edema From Pseudo-Edema - 15 Mins : **Steffen HAMANN**
- 10:00 Treatment for LHON, Where Are We Now? - 15 Mins : **An-guor WANG**
- 10:15 Therapeutic Approaches for Dominant Optic Atrophy - 15 Mins : **Patrick YU-WAI-MAN**
- 10:30 IIH-Update on Treatment - 15 Mins : **Sangeeta KHANNA**
- 10:45 Current Concepts of MOG Optic Neuritis - 15 Mins : **Selvakumar AMBIKA**
- 11:00 New Immunosuppressants for Neuro-Ophthalmology - 15 Mins : **Karl GOLNIK**

Pentathlon @ APAO AIOS 2025

Date :	05-04-2025
Time :	09:45-11:15
Hall :	Mogra Hall 404 B

The event PENTATHLON, the power of five, was conceptualised by Dr Doel Biswas and Dr Sugato Paul . It is an event where 5 teams , each comprised of 5 members, compete in 5 events for 5 minutes (each event 1 minute) and judged by 5 judges. The events are : 1 minute video, 1 minute rapid fire quiz, 1 minute extempore speech, 1 minute unscrambling ophthalmic words and 1 minute to identify celebrity eye.

Judges : Lalit VERMA, Mohita SHARMA, Quresh B. MASKATI, Bharti KASHYAP, Krishna Prasad KUDLU

TEAMS : TEAM EYEPOPPERS : Tinku BALI (Captain)

1. Video : Tinku BALI
2. Quiz : Prafulla Kumar MAHARANA
3. Extempore: IKEDA
4. Unscramble : Ashish LALL
5. Celebrity Eyes : Nupur GOEL

TEAM EYEOPENER: Vinita RAMNANI (Captain)

1. Video : Dhanashree RATRA
2. Quiz : Dhaivat SHAH
3. Extempore: Vinita RAMNANI
4. Unscramble : Shalini MOHAN
5. Celebrity Eyes : Lipi CHAKRABARTY

TEAM EYEWASHES: Ragini PAREKH (Captain)

1. Video : Ragini Hasmukhray PAREKH
2. Quiz : Sumeet LAHANE
3. Extempore : Nikhil BALAKRISHNAN
4. Unscramble : Zain KHATIB
5. Celebrity Eye : Aniket Ginodia

TEAM EYECANDIES: Anurag MISHRA (Captain)

1. Video : Vardhaman KANKARIA
2. Quiz: Tushya Om PARKASH
3. Extempore : Anurag MISHRA
4. Unscramble: Samaresh SRIVASTAVA
5. Celebrity Eye: Rushad SHROFF

TEAM EYECATCHERS: Chitra RAMAMURTHY -1 min video (captain)

1. Chitra RAMAMURTHY -1 min video (captain)
2. Quiz questions - Muralidhar RAJAMANI
3. Jumbled letters - Tamilarasi S
4. 1min extempore - Deepti P
5. Eye identification - Fairouz Puthiyapurayil MANJANDAVIDA

Session Moderators : Doel BISWAS and Sugato PAUL

APAO AIOS 2025 - National Glaucoma Symposium

Chairpersons: Gudimetla Ramachandra REDDY, Rama Krishnan R
Ramanjit SIHOTA, Surinder S PANDAV, Chandrima PAUL
Moderator: Amit PORWAL

Date :	05-04-2025
Time :	09:45-11:15
Hall :	Kadamb Hall 405

- 09:45 - Update on Glaucoma therapies: what's new and what's on the horizon? - 10 Mins : Sushma TEJWANI
- 09:55 - How to proceed when there is structure-function discordance - Structure - structure discordance: When RNFL and macular ganglion cell complex examinations do NOT agree - 10 Mins : George Ronnie J
- 10:05 - AI and Machine Learning in Glaucoma Diagnosis: Exploring how artificial intelligence is being used to improve early detection and diagnosis - 10 Mins : Sathyan PARTHASARATHI
- 10:15 - Have LiGHT, ZAP, MIGS trials changed my clinical practice? - 10 Mins : Sirisha SENTHIL
- 10:25 - What Factors Besides Conventional IOP Lowering Should I Discuss with My Patients -10 Mins : Tanuj DADA
- 10:35 - Glaucoma in Special Situations - 10 Mins : Manav Deep SINGH
- 10:45 - MIGS in developing nation like India: how are we different from the developed world and where do we stand in terms of results and economics. - 10 Mins : Rengaraj VENKATESH
- 10:55 - Update on GSI guidelines for Glaucoma management: the Indian perspective - 10 Mins : Parikh Rajul S

Panel Discussion :- (20 Mins)

Recent Glaucoma Trials: Impact on Management

Chairs : Tin AUNG, Prateep VYAS, Cynthia YU-WAI-MAN

Date :	05-04-2025
Time :	09:45-11:15
Hall :	Palash Hall - GrandBall Room A

This symposium discusses the latest developments in glaucoma treatment through the lens of recent clinical trials. The program will focus on emerging therapeutic strategies, surgical innovations, and patient outcomes that are reshaping our approach to glaucoma management.

- 9:45 EAGLE: What Should We Adopt and Ignore? - 8 Mins : Lingam VIJAYA
- 9:53 Management of PACS: Lessons From ZAP and ANALIS Trials - 8 Mins : Tin AUNG
- 10:01 Paradigm Shift From Trab to MIGS in Angle Closure Glaucoma Trial - 8 Mins : Yunhe SONG
- 10:09 What We Learnt From Trabecular MIGS Trials - 8 Mins : Arthur SIT
- 10:17 What Have We Learnt From Trials on Normal Tension Glaucoma? - 8 Mins : Anton HOMMER
- 10:25 The Ocular Hypertension Treatment Study (OHTS) – an Update and the Future - 8 Mins : Poemen CHAN
- 10:33 Effect of Intraocular Pressure Reduction on Progressive High Myopia (PHM Study): A Randomised Controlled Trial - 8 Mins : Fengbin LIN

IC466 - Mission Possible: Phacoemulsification, Femto-Laser & Zepto Assisted Phaco In Challenging Cases

Date :	05-04-2025
Time :	10:30-11:45
Hall :	Trade Room 1

Suresh K. PANDEY

This Video-Based Course Will Highlight Phacoemulsification and Femto-Laser and Zepto-Assisted Phaco in Complex Cataracts. Surgical Techniques Will Be Presented for Managing Soft to Rock-Hard Cataracts, White, Traumatic, Subluxated Cataract, Pediatric Cataract, Pseudoexfoliation Syndrome, Zonular Dehiscence, Small Pupil, Floppy Iris, Posterior Polar Cataract, Phaco in Corneal Opacities, and Glued Iol/suture-Less Secondary IOL Fixation. Management of Difficult Cases of Cataracts by Femto-Laser and Zepto-Assisted Phacoemulsification Will Be Discussed. Attendees Will Become Familiar with Technical Nuances in Handling Complex Phaco Surgery as Well as Learn How to Manage Challenging Situations Like Small Pupil, Pediatric Cataract, Floppy Iris, Ultra-Dense Cataract, Traumatic Cataract with Torn, Fibrotic Capsule, Pseudo-Exfoliation Syndrome with Weak Zonules, Posterior Polar Cataract, Suture-Less Secondary IOL Fixation, Etc.

- | | |
|---|--------------------|
| 1. 10:30 - Pearls for Phacoemulsification in Small Pupil and Floppy Iris Syndrome (10 mins) | : Suresh K. PANDEY |
| 2. 10:40 - Surgical Pearls for Managing Complex Pediatric Cataract Cases (10 mins) | : Jagat RAM |
| 3. 10:50 - Pearls for Phacoemulsification in Corneal Opacities (10 mins) | : Namrata SHARMA |
| 4. 11:00 - Managing Challenging Cataract Cases Using Femto-Laser Assisted Phaco Surgery (10 mins) | : Partha BISWAS |
| 5. 11:10 - Pearls for Phacoemulsification in Subluxated Cataract and Glued IOL Fixation (10 mins) | : Soosan JACOB |
| 6. 11:20 - Pearls for Phacoemulsification in Black and White Cataract Cases (10 mins) | : Harshul TAK |

Panel Discussion :- (30 Mins)

Keynote Address - Virendra AGRAWAL: Transitioning to a Premium Practice in Ophthalmology: Strategies for Success Amid Government / Insurance Schemes and Low-Payout Challenges (10 Mins)

Practical approach to a patient with Neuro Ophthalmic Disorders

Date :	05-04-2025
Time :	10:30-11:45
Hall :	Trade Room 2

Chairs : Navin JAYAKUMAR

Co-Chair : S AMBIKA

Convenor : Swati PHULJEHE

Moderator : Digvijay SINGH

Panel : Mahesh KUMAR, Virender SACHDEVA, Shikha BASSI, Jyoti MATALIA, Satya KARNA, Manju BHATE, Kumudini SHARMA, Sucheta PARIJA

- | | |
|--|-------------------|
| 1. 10:30 - Visual Fields in Neuro Ophthalmology | : Clement TAN |
| 2. 10:38 - OCT in Neuro Ophthalmology | : Carmen CHAN |
| 3. 10:54 - Approach to a Patient with Disc Edema | : Rohit SAXENA |
| 4. 11:02 - Is It Glaucoma or Neurological ? | : Rashmin GANDHI |
| 5. 11:10 - Deceptive Disc: Looking at the Bigger Picture | : Naresh MOTWANI |
| 6. 11:18 - Approach to a Patient with Diplopia | : Navin JAYAKUMAR |

Each Talk 8 Min

IC168 - Thick ('Pachy') Choroid Phenomena: Exploring the Full Spectrum

Ramesh VENKATESH

Date :	05-04-2025
Time :	10:30-11:45
Hall :	Trade Room 3

This Intermediate-Level Program, Specifically Designed for Retinal, Uveal, and General Ophthalmologists, Explores the Complexities of Pachychoroid Diseases. Participants Will Learn Advanced Choroidal Imaging Techniques and Current Treatment Options. the Course Covers Non-Neovascular and Neovascular Aspects of the Pachychoroid Spectrum, as Well as Thick Choroid Diseases Beyond It. It Addresses Current Controversies and Offers Practical Strategies to Enhance Clinical Practice, Including an Easy-To-Follow "Pachychoroid Algorithm." the Instructors Are Renowned Experts in Retinal and Choroidal Imaging with Extensive Experience in Pachychoroid Disease Management. Gain a Thorough Understanding of These Complex Conditions and Improve Your Expertise in Managing Them Successfully.

- 10:30 - Choroidal Imaging Unveiled: Mastering the Basics and Beyond (10 mins) : **Rupesh AGRAWAL**
- 10:40 - The Non-Neovascular Pachychoroid Spectrum: Understanding Subtle Manifestations (9 mins) : **Rupal M KATHARE**
- 10:49 - The Neovascular Pachychoroid: Identifying and Managing Vascular Changes (10 mins) : **Naresh Kumar YADAV**
- 10:59 - Beyond the Pachychoroid Spectrum: Exploring Thick Choroid Diseases (9 mins) : **Nikitha GURRAM**
- 11:08 - The Pachychoroid Showdown: Unravelling the Controversies (9 mins) : **Ramesh VENKATESH**
- 11:17 - Treatment Horizons: Conventional and Innovative Approaches to Pachychoroid (9 mins) : **Vishma Prabhu GUMBIRA**
- 11:26 - Simplifying Complexity: the Pachychoroid Algorithm for Clinicians (9 mins) : **Prathibha HANDE**

Panel Discussion :- (10 Mins)

IC324 - Mastering Lasers for Comprehensive Ophthalmologists: Essential Techniques and Insights

SHRIKANT

Date :	05-04-2025
Time :	10:30-11:45
Hall :	Trade Room 4

This Course is Designed to Equip Comprehensive Ophthalmologists with the Knowledge to Incorporate Laser Photocoagulation Into Their Practices. with the Increasing Burden of Diabetes and Other Treatable Retinal Diseases, There is a Growing Need for Specialists Who Can Manage Medical Retina Disorders. Due to a Shortage of Retina Specialists in INDIA, Many Centers with Laser Machines Are Underutilised Due to a Lack of Training. The Availability of User-Friendly Diagnostic Instruments Such as Fundus Cameras, OCT, Ffa, and Indirect Ophthalmoscopy Has Made It Easier to Diagnose and Treat These Diseases. This Course Aims to Guide General Ophthalmologists and Young Surgeons in Performing Laser Procedures. Experienced Instructors Will Share Valuable Tips and Tricks, Enabling Participants to Gain the Confidence to Safely Perform Laser Treatments and Shorten the Learning Curve.

- 10:30 - Basics of Retinal Lasers and Indications (10 mins) : **Kamaljeet SINGH**
- 10:40 - Brvo - Studies and Protocols (8 mins) : **Pranav SALUJA**
- 10:48 - CRVO - Studies and Protocols (8 mins) : **Smriti GAHALAIN**
- 10:56 - Focal/grid Photocoagulation – Desirable Techniques (8 mins) : **Tanvi JAIN**
- 11:04 - Follow up of Lasered Patients- What to Consider? (10 mins) : **SHRIKANT**
- 11:14 - Prp/scatter Laser- Desirable Techniques (8 mins) : **Diva Kant MISRA**
- 11:22 - Prp/scatter Laser- Desirable Techniques (8 mins) : **Jivitesh SINGH**

Panel Discussion :- (15 Mins)

TOSI Session

Chairman :	B. N. R SUBUDHI
Co Chair :	Pattanayak SABYASACHI
Moderator :	Prasanna Venkatesh RAMESH, Rajalingam VAIRAGYAM
Convenor :	Abhishek SACHDEVA, Sandipak RAY
Panelists :	Senthil TAMILARASAN, Sanjiv Mittal, Dinesh GARG, Kanwaljeet, Madhuri Mahadev DIXIT
Introduction :	B. N. R SUBUDHI

Date :	05-04-2025
Time :	10:30-11:45
Hall :	Trade Room 6

1. **10:30** Overview of Teleophthalmology. What is It and Its Importance in Modern Healthcare - 6mins
2. **10:36** Telemedicine Guidelines - 6mins
3. **10:42** Screening Through Tele Ophthalmology to Prevent Diabetic Blindness - S.T.O.P Blindness , Jyot Se Jyot Jalao - 6mins
4. **10:48** Use of AI in Teleophthalmology - 6mins
5. **10:54** Teleophthalmology in 2025 - 6mins
6. **11:00** Teleophthalmology in Ophthalmic Trauma - 6mins
7. **11:06** Impact of Small- Scale Devices in Tele-Ophthalmology - 6mins
8. **11:12** Challenges and Way Forward - Teleophthalmology in INDIA - 6mins
9. **11:18** E-Sanjivani for Ophthalmology - 6mins
10. **11:24** AI Integrated Hand Held Fundus Camera Based Dr Screening in Physicians' Clinics in Rural INDIA - 6mins
11. Concluding Remark -

- : Lakhesh Chandra MADHARIA**
- : Manoj Chandra MATHUR**
- : S.NATARAJAN**
- : Kim RAMASAMY**
- : Rajiv RAMAN**
- : Purendra BHASIN**
- : Jayanta Kumar DAS**
- : Arvind Kumar MORYA**
- : Pattanayak SABYASACHI**
- : Chitaranjan MISHRA**
- : Tarun Kumar PANDA**

Panel Discussion :- (15 Mins)

Diabetic Retinopathy

Chairs : Taraprasad DAS, Sobha SIVAPRASAD

Date :	05-04-2025
Time :	11:30-13:00
Hall :	Brahmkamal Hall - Auditorium A

The Diabetic Retinopathy Symposium provides an update on the global epidemic of this disease, with updates on the management and prevention of diabetic macular edema, proliferative diabetic retinopathy, and state-of- the-art imaging.

1. **11:30** Global Epidemic of Diabetic Retinopathy - 10 Mins
2. **11:40** Managing Diabetic Macular Edema in 2025 - 10 Mins
3. **11:50** Ultra Wide Field Imaging of Diabetic Retinopathy - 10 Mins
4. **12:00** AI Monitoring Based on Hand-Held Fundus Camera Images - 10 Mins
5. **12:10** Brolicuzumab: Regional Experiences for DME - 10 Mins
6. **12:20** Proliferative Diabetic Retinopathy: PRP, Anti-VEGF or Both - 10 Mins
7. **12:30** Role of Anti-VEGF to Prevent Diabetic Eye Disease - 10 Mins

- : Praveen VASHIST**
- : Voraporn CHAIKITMONGKOL**
- : Paolo Antonio SILVA**
- : Divya RAO**
- : Lalit VERMA**
- : Sobha SIVAPRASAD**
- : Neil BRESSLER**

IC6 - Phaco Nightmares

Agarwal AMAR

Date :	05-04-2025
Time :	11:30-13:00
Hall :	Amaltas Hall - B101 A

In This Video Based Course, Intraoperative Complications During Phacoemulsification with Intraocular Lens Surgery and Combined Surgeries Will Be Shown. Usefulness of Techniques Like Glued IOL Method, IOL Scaffold Technique, Single Pass Four Throw Pupilloplasty, Pinhole Pupilloplasty and Management of Luxated Iols Will Be Shown. Common Intraoperative Problems Like Posterior Capsular Rupture, Nucleus Drop, Intraoperative Zonular Dialysis, IOL Drop on Table, Floppy Iris, Pupil Abnormalities and Combined Surgeries Where Multiple Anterior Segment Interventions Are Needed (Corneal, Lens and Iris) Will Be Presented. the Session Will Deal the Worst Case Scenarios One Can Face During Complicated Surgical Interventions.

Individual Cases and the Intraoperative Steps Which the Surgeon Should Follow After Encountering the Complication Will Be Exhibited. Analysis of Outcomes and the Differences Between the Various Techniques Will Be Discussed.

- | | |
|--|--------------------|
| 1. 11:30 - Phaconightmares (18 mins) | : Agarwal AMAR |
| 2. 11:48 - Worst Case Scenarios (17 mins) | : Ashvin AGARWAL |
| 3. 12:05 - Tough Cases (17 mins) | : Om Parkash ROHIT |
| 4. 12:22 - Phacoemulsification in Cornea Cases (17 mins) | : Namrata SHARMA |

Panel Discussion :- (6 Mins)

Keynote Address - Richard PACKARD: Managing challenging capsulotomies with selective laser capsulotomy (10 Mins)

IC488 - Think on your feet - Surgical pearls in anterior segment surgery which helped save the day!

Suhas HALDIPURKAR

Date :	05-04-2025
Time :	11:30-13:00
Hall :	Brahmkamal Hall - Auditorium B

Surgical Finesse Comes Either with Time or by Observing a Skilled Surgeon Day in and Day Out. Every Case Presents with It, a Challenge Which is Quite Unique to Itself. Sometimes a Small Step in the Correct Direction Can Make the Surgery a Success or Land in Complications. in This Instruction Course We Will See Some Tips and Tricks Which the Experienced Surgeons Used to Save the Day. the Course Will Share Simple yet Innovative Steps Which Will Help the Audience in Their Own Surgical Journey.

- | | |
|-----------------------------|------------------------------------|
| 1. 11:30 - Case 1 (10 mins) | : Suhas HALDIPURKAR |
| 2. 11:40 - Case 2 (10 mins) | : Sandeep NAGVEKAR |
| 3. 11:50 - Case 3 (10 mins) | : Wavikar Chandrashekhar MURLIDHAR |
| 4. 12:00 - Case 4 (10 mins) | : Tanvi HALDIPURKAR |
| 5. 12:10 - Case 5 (10 mins) | : Anagha HEROOR |
| 6. 12:20 - Case 6 (10 mins) | : Vinod MEHTA |

Panel Discussion :- (30 Mins)

Keynote Address - Harminder DUA: Iatrogenic Iris Trauma – Causes and Consequences (10 Mins)

Cornea Society Session, USA

Chairperson : Jodhbir MEHTA

Date :	05-04-2025
Time :	11:30-13:00
Hall :	Parijat Hall 201

- | | |
|---|-----------------|
| 1. Combo Surgeries with Retina and Glaucoma | : Vishal JHANJI |
| 2. Terahertz Imaging for Corneal Hydration | : Jodhbir MEHTA |
| 3. Role of Low Dose Valacyclovir in Herpes Zoster Ophthalmicus: Results of the Zoster Eye Disease Study | : Shahzad Mian |
| 4. Using ASOCT for Diagnosis and Injections to Manage Keratomycosis | : Sonal TULI |
| 5. Anterior Segment Reconstruction After Trauma | : Fasika WORETA |
| 6. Refractive Surgery Options for Keratoconus Patients | : Audrey ROSTOV |

Eye Health in Children

Chairs : Winston PRAKASH, Jason YAM, Zhuoting ZHU

Date :	05-04-2025
Time :	11:30-13:00
Hall :	Kumudini Hall 301

Join us for the Eye Health in Children symposium, a vital session addressing pressing pediatric eye health concerns globally. Chaired by leading experts Lisa Zhuoting Zhu, Jason Yam, and Winston Prakash, the symposium features insights into myopia (Seang-Mei Saw), child eye disease screening (Xiangui He), Australia's eye health landscape (James Elder), pediatric low vision assessment and management (Sumit Grover), cerebral vision impairment (Rebecca Sumalini), and the state of vision impairment in Viet Nam (Minh Anh Tran). Don't miss this comprehensive exploration of child eye care advancements!

- | | |
|--|--------------------|
| 1. 11:30 Light, Outdoors and Myopia in Children - 12 Mins | : Seang-mei SAW |
| 2. 11:42 Eye Disease Screening in Children - 12 Mins | : Xiangui HE |
| 3. 11:54 Eye Health in Australia - 12 Mins | : James ELDER |
| 4. 12:06 Low Vision and Rehabilitation Aspects of Vision Impairment - 12 Mins | : Sumit GROVER |
| 5. 12:18 Incidence of Cerebral Vision Impairment (CVI) in Children, Screening, Diagnosis and Management of CVI - 12 Mins | : Rebecca SUMALINI |
| 6. 12:30 Status of Vision Impairment and Refractive Error Including Myopia Among Children in Vietnam - 12 Mins | : Minh Anh TRAN |

DAY 03 – SATURDAY

[APOTS Symposium] In the Blink of an Eye: Understanding Ophthalmic Trauma

Chairs : Purendra BHASIN, Haoyu CHEN, S NATARAJAN

Date :	05-04-2025
Time :	11:30-13:00
Hall :	Gulmohar Hall 302

Ophthalmic trauma is a leading cause of vision loss, demanding innovative solutions. This symposium delves into critical areas, including advanced trauma classification, interesting ophthalmic trauma imaging, and anterior segment reconstruction. It covers cutting-edge approaches to ocular surface trauma and shuttle cock injury analysis, alongside essential insights into neuro-ophthalmic implications and rehabilitation strategies. The session concludes with the practical lessons learned in the practice followed by an expert panel discussion, ensuring attendees gain valuable knowledge to transform trauma care and improve patient outcomes.

- | | |
|---|--------------------|
| 1. 11:30 Updates in Anterior Segment Reconstruction After Trauma - 10 Mins | : Fasika WORETA |
| 2. 11:40 Deciphering Ophthalmic Trauma: IGATES Classification - 10 Mins | : Annette HOSKIN |
| 3. 11:50 Ophthalmic Trauma Imaging - 10 Mins | : Rajiv RAMAN |
| 4. 12:00 Ocular Surface and Trauma - 10 Mins | : Virender SANGWAN |
| 5. 12:10 Shuttle Cock Injuries and Finite Element Analysis - 10 Mins | : Donny SUH |
| 6. 12:20 Neuroophthalmic Aspects of Ocular Trauma - 10 Mins | : An-guor WANG |
| 7. 12:30 Rehabilitation Strategies for Ocular Trauma Survivors - 10 Mins | : Danial BOHAN |
| 8. 12:40 Hot Topics in Ophthalmic Trauma: An Evidence-Based Lesson Learned in Ophthalmic Trauma: Past, Present and Future - 10 Mins | : Rupesh AGRAWAL |
| Panel Discussion - 10 Mins | |

IC141 - Innovative Cataract Surgery Training for Generation Z - Embracing Modern Techniques

Rengaraj VENKATESH

Date :	05-04-2025
Time :	11:30-13:00
Hall :	Javakusum Hall 303

This Instructional Course Covers Novel Methods for Teaching Cataract Surgery to Generation Z Trainees. the Course Incorporates Virtual Reality (VR) and Augmented Reality (AR) for Immersive Simulations and Mobile Applications for Real-Time Feedback. Interactive Learning Techniques Include the Flipped Classroom Model, Gamification, and Hands-On Practice in Simulation Labs. the Course Promotes Mentorship, Peer Learning, Continuous Assessment, and Reflective Practices. Emphasising Patient Communication, Teamwork, Ethics, and Professional Development, It Prepares Students for Modern Clinical Practice.

- | | |
|---|-----------------------------|
| 1. 11:30 - Introduction to Teaching Generation Z (5 mins) | : Rengaraj VENKATESH |
| 2. 11:35 - VR and Ar in Cataract Surgery Training (12 mins) | : Prasanna Venkatesh RAMESH |
| 3. 11:47 - Bringing Innovations to Surgical Training Practice (12 mins) | : Nivean M |
| 4. 11:59 - Are Surgeons Born Great? (12 mins) | : Deepak MEGUR |
| 5. 12:11 - Golf - Gopro Operations Live on Facebook (12 mins) | : Rengaraj VENKATESH |
| Panel Discussion :- (7 Mins) | |

Keynote Address - Nitin VERMA: Geopolitics of Eye Care :Ophthalmologists Making a Difference (10 Mins)

Ocular Tumors: Management Challenges

Chairs : Santosh HONAVAR, Christopher LEE, Rita SITORUS

Date :	05-04-2025
Time :	11:30-13:00
Hall :	Champa Hall 304

Management of ocular tumor is multidisciplinary, complex, and challenging. In this case-based session, the diagnosis, investigations, and appropriate management of various ocular tumors will be discussed.

- | | |
|--|------------------------|
| 1. 11:30 Vitreoretinal Lymphoma in Children - 8 Mins | : Jiyong KWAK |
| 2. 11:38 Management of Intraocular Vascular Tumors - 8 Mins | : Duangnate ROJANAPORN |
| 3. 11:46 Ocular Surface Tumors: Role of Brachytherapy - 8 Mins | : Santosh HONAVAR |
| 4. 11:54 Chemotherapy in RB: Which Route? - 8 Mins | : Arun SINGH |
| 5. 12:02 RB Treatments: Can We Avoid Radiation Retinopathy? - 8 Mins | : Rita SITORUS |
| 6. 12:10 Choroidal Melanoma: Prognostication Without Cytogenetics - 8 Mins | : Hung Da CHOU |
| 7. 12:18 Iris Melanocytic Tumor? - 8 Mins | : Yagmur YESILTAS |
| 8. 12:26 Second Opinion in Ocular Oncology for the General Ophthalmologist: The Oncophone - 8 Mins | : Rubens BELFORT |
| 9. 12:34 Real Malignant Glaucoma - 8 Mins | : Annapurna SINGH |
| 10. 12:42 Immunohistochemistry: When and How - 8 Mins | : Saumya JAKATI |

[AAO-APAO Joint Symposium] Perspectives on Translating AI and Digital Technology Into the Real World

Chairs : R.V. Paul CHAN, Kim RAMASAMY, Paisan RUAMVIBOONSUK

Date :	05-04-2025
Time :	11:30-13:00
Hall :	Neelkamal Hall 305

Translation of AI models to real-world adoption is essential and probably the most challenging step of AI in healthcare. This joint symposium by the American Academy of Ophthalmology (AAO) and Asia-Pacific Academy of Ophthalmology (APAO) is aimed to address this challenge by various leaders from AAO, U.S. National Eye Institute, APAO, and leaders from countries like China and India. They will share their insights into ongoing projects and discuss the challenges and opportunities in integrating AI into ophthalmology. The topics also cover the translation to start-up and the issue of AI governance.

- | | |
|---|------------------------|
| 1. 11:30 AAO Perspective on AI in Global Eye Health - 8 Mins | : R.V. Paul CHAN |
| 2. 11:38 APAO Perspective on AI in Asia-Pacific Eye Health - 8 Mins | : Daniel TING |
| 3. 11:54 Perspective on AI in Eye Health in China - 8 Mins | : Haotian LIN |
| 4. 12:02 Perspective on AI in Eye Health in India - 8 Mins | : Kim RAMASAMY |
| 5. 12:10 AI Governance in Ophthalmology: Where Are We Now? - 8 Mins | : Paisan RUAMVIBOONSUK |
| 6. 12:18 Bringing AI ROP From Academia to Start-up - 8 Mins | : John CAMPBELL |

Rapid Fire Refractive Surgery Update Session

Chairperson : Jeewan TITIYAL

Date :	05-04-2025
Time :	11:30-13:00
Hall :	Suryamukhee Hall 401

- 11:30 FP3058 - Comparative Study of Changes of Corneal Curvatures and Uncorrected Distance Visual Acuity Prior to and After Corneal Collagen Crosslinking: 1-Year Results
Chief & Presenting author : Nader NASSIRI
- 11:35 FP3059 - Corneal Epithelial and Stromal Thickness Profile After Photorefractive Keratectomy (PRK) Using Anterior Segment Optical Coherence Tomography (AS-OCT)
Chief & Presenting author : Basitali LAKHANI
- 11:40 FP3061 - Residual Refraction Correction After LASIK by Adjusting Corneal Q-Value with SMILE Module
Chief & Presenting author : Ceren Ece SEMIZ
- 11:45 FP3062 - Management of Residual Refraction After Trifocal IOL Implantation Using SMILE Surgery
Chief & Presenting author : Faruk SEMIZ
- 11:50 FP3063 - Successful Treatment of Hyperopia and Presbyopia Through Lenticule Transplantation with SMILE Surgery
Chief & Presenting author : Faruk SEMIZ
- 11:55 FP3064 - Belin-Ambrósio Deviation (BAD-D) Index is Not a Predictor of Two-Year Refractive Outcomes of Photorefractive Keratectomy (PRK)
Chief & Presenting author : Siamak ZAREI-GHANA VATI
- 12:00 FP3065 - Unpredictable Outcomes Post Phakic Intraocular Lens Implantation
Chief & Presenting author : Garvita DABAS (G24991)
- 12:10 FP3067 - Comparison of Anterior Chamber Iris-Fixad IOL and Microkeratome-Assisted LASIK Surgery Outcome in Mongolian Adults
Chief & Presenting author : Narangarav GUNCHIN-ISH
- 12:15 FP3068 - Correlation of Vault Changes with Dysfunctional Lens Index and Nuclear Sclerosis After Presbyopic Phakic Intraocular Lens Implantation
Chief & Presenting author : Manpreet KAUR (K18162)
- 12:20 FP3069 - Visual Outcomes of 1500 Eyes Post Smile Surgery Using a 2000 Hz System
Chief & Presenting author : Sonu GOEL (G07221)
- 12:05 FP3070 - One-Year Clinical Outcomes of Two Different Ablation Profiles (Regular and Strong) with the Supracor Presbyopic Lasik Treatment
Chief & Presenting author : Robert ANG
- 12:30 FP3071 - Changes in Binocular Corneal Innervation and Binocular Imbalance After Unilateral Smile and Trpk
Chief & Presenting author : Liang HU
- 12:35 FP3072 - Safety and Efficacy of Customised Photorefractive Keratectomy Treatments Followed by Corneal Crosslinking in Patients with Keratoconus
Chief & Presenting author : Thomas KOHNEN
- 12:25 FP3073 - Intraocular Lens Calculation of a Non-Diffractive Wavefront-Shaping Extended Depth of Focus Intraocular Lens Following Myopic LASIK
Chief & Presenting author : Thomas KOHNEN

DAY 03 – SATURDAY

APAO Leadership Development Program (LDP) Project Presentation (2)

Chairs : Meenu CHAUDHARY, Sherman VALERO

Date :	05-04-2025
Time :	11:30-13:00
Hall :	Moulshree Hall 402

The APAO LDP Class 2024-25 participants will present their self-initiated LDP projects. The objective of the project is to enhance the ophthalmology profession, eye services and society at large.

- 11:30** Restructuring Screening Process of School Children for Refractive Errors - 8 Mins
- 11:38** Mental Health Promotion to Enhance the Efficient Work of Ophthalmology Residents - 8 Mins
- 11:46** Incorporating the Novel 4D, Cost-Effective, Self-Built & Portable Holographic MIGS Training Module in Dry Labs / Unlocking Next-Level Surgical Precision - 8 Mins
- 11:54** Implementation of Artificial Intelligence-Assisted Diabetic Retinopathy Screening in Suburban Area of Yangon, Myanmar - 8 Mins
- 12:02** Empowering the Future: Facilitating First Private Practice for Young Ophthalmologists Through Group Practice in Bangladesh - 8 Mins
- 12:10** Establishment of the Vietnam Society of Ophthalmic Plastic and Reconstructive Surgery (VSOPRS) - 8 Mins
- 12:18** Use of Artificial Intelligence in Enhancing Triage of Patients Presenting With Chronic Visual Impairment to the Hong Kong Public Ophthalmological Service - 8 Mins
- 12:26** Establishing Eye Bank in Mongolia - 8 Mins
- 12:34** Introducing Phacoemulsification in Competency-Based Residency Training in Nepal - 8 Mins

: Sagara PATHIRAGE

: Vannakorn PRUKSAKORN

: Prasanna Venkatesh RAMESH

: Myawutye SOE

: Ashrafal RIDOY

: Nguyễn HIỀN

: Kendrick SHIH

: Undarmaa TUMURBAATAR

: Arjun SHRESTHA

Changing Paradigms in Glaucoma

Chairperson : Clement THAM
Co-Chairpersons : Viney GUPTA and K. SUBASHINI
Moderator : Shikha GUPTA

Date :	05-04-2025
Time :	11:30-13:00
Hall :	Kaner Hall 403

- 11:30** The Revolution of AI in Glaucoma
- 11:40** Application of Episcleral Venous Pressure Management in Practical Life
- 11:50** Minimally Invasive Trabeculectomy
- 12:00** The Bimatoprost Implant
- 12:10** Uveoscleral Glaucoma Surgery is Back: Pearls and Mysteries
- 12:20** Myopia and Glaucoma: Diagnosis and Progression

: Clement THAM

: Arthur SIT

: Aparna RAO

: Michael COOTE

: Alex HUANG

: Ki Ho PARK

(Each talk 10 min and 30 min Discussion)

DAY 03 – SATURDAY

Making Complex Strabismus Easier

Date :	05-04-2025
Time :	11:30-13:00
Hall :	Mogra Hall 404 A

Chairpersons : Andrea MOLINARI, Pradeep SHARMA, Deepa TARANATH

This session covers complex ocular motility problems like Duane syndrome, dissociated strabismus, third nerve palsy, congenital fibrosis, strabismus after trauma, and strabismus after glaucoma surgery. International experts will introduce and update these topics. An attempt is to have an interactive session to make the management of these complex and confounding problems easier.

- | | |
|---|-------------------|
| 1. 11:30 Duane Syndrome - 10 Mins | : Pradeep SHARMA |
| 2. 11:40 Dissociated Strabismus - 10 Mins | : Suma GANESH |
| 3. 11:50 Management of III Nerve Paralysis - 10 Mins | : Chong-bin TSAI |
| 4. 12:00 Fibrosis of the Extraocular Muscles - 10 Mins | : Akari ARAKAWA |
| 5. 12:10 Strabismus After Trauma of the Extraocular Muscles - 10 Mins | : Andrea MOLINARI |
| 6. 12:20 Strabismus After Glaucoma Surgery - 10 Mins | : Saurabh JAIN |

Trending Topics in Medical Education Research

Date :	05-04-2025
Time :	11:30-13:00
Hall :	Mogra Hall 404 B

Chairs : Karl GOLNIK, Venkatesh PRAJNA, Ana PALIS

This symposium on “Trending Topics in Medical Education Research” explores cutting-edge approaches shaping the future of healthcare training. Expert-led lectures will delve into key areas, including advances in medical education research, simulation-based learning in ophthalmology, evidence-based insights on gamification, and innovative trends in curriculum development with entrustable professional activities.

Additionally, lectures will highlight best practices for teaching ophthalmology to students and the transformative role of immersive technologies in education, providing a comprehensive view of pedagogical strategies.

- | | |
|---|---------------------------|
| 1. 11:30. Research in Medical Education – Similarities and Differences With Clinical Research - 12 Mins | : Tai-chi LIN |
| 2. 11:42. Research in Simulation for Teaching and Learning in Ophthalmology - 12 Mins | : George SALEH |
| 3. 11:54. Myths and Facts of Gamification in Medical Education – What Has Evidence Demonstrated? - 12 Mins | : Pranesh BALASUBRAMANIAN |
| 4. 12:06. Trends in Curriculum Development for Resident Training: Entrustable Professional Activities - 12 Mins | : Ana PALIS |
| 5. 12:18. Evidence on Best Practices for Teaching Ophthalmology to Medical Students - 12 Mins | : Hongxi WANG |
| 6. 12:30. Immersive Technology in Ophthalmology Education - 12 Mins | : Anthony Vipin DAS |

Gene and Cell-Based Therapies in Eye Diseases

Chairs : Zi-bing JIN, Chitra KANNABIRAN, Xinyi SU

Date :	05-04-2025
Time :	11:30-13:00
Hall :	Kadamb Hall 405

Many blinding diseases, including glaucoma and AMD, are incurable. This means that many patients will eventually go completely blind with conventional treatment. However, gene- and cell-based therapies (GCT) bring hope to these patients. The 7 speakers of this session will bring us new and exciting progress in the treatment of blinding diseases with GCT approaches.

- | | |
|---|--------------------|
| 1. 11:30. Generation of Vitreoretinal Organoids From Pluripotent Stem Cells - 10 Mins | : Zi-bing JIN |
| 2. 11:40. Novel AAV Vector Designs for Retinal Dystrophy - 10 Mins | : Arkasubhra GHOSH |
| 3. 11:50. Retinal Transplant Immunology: Towards an Allogeneic Cell Therapy Approach - 10 Mins | : Xinyi SU |
| 4. 12:10. Lessons Learned in Gene Therapy - 10 Mins | : Maria BERROCAL |
| 5. 12:20. Cellular and Molecular Approaches to Treatment of Neuromyelitis Optica Spectrum Disorders - 10 Mins | : Shaoying TAN |
| 6. 12:30. Clinical Applications in Gene Therapy of Ocular Diseases - 10 Mins | : Hemant KHANNA |
| 7. 12:40. Gene Therapy for Ophthalmic Diseases - 10 Mins | : Robert HYDE |

Managing Corneal, Conjunctival and Anterior Segment Trauma

Chairs : Samrat CHATTERJEE, Charles MCGHEE, Alvin YOUNG

Date :	05-04-2025
Time :	11:30-13:00
Hall :	Palash Hall - Grand Ball Room A

Ocular trauma is the leading cause of visual loss worldwide. This unique session on corneal, conjunctival and anterior segment trauma will cover extremely important topics including management of ocular chemical injury, post-refractive surgery trauma, and solar damage to the ocular surface. Management of complex trauma with keratoprosthesis and visual rehabilitation of patients in the postoperative period using contact lenses will be discussed.

- | | |
|---|------------------|
| 1. 11:30 Modified Surgical Techniques of Keratoprosthesis Implantation for Corneal Blindness Caused by End- stage Chemical Injury - 12 Mins | : Liqiang WANG |
| 2. 11:42 Ocular Chemical Injuries - 12 Mins | : Geetha IYER |
| 3. 11:54 Repairing and Replacing the Iris - 12 Mins | : Charles MCGHEE |
| 4. 12:06 Solar Damage to the Ocular Surface - 12 Mins | : Julia CHAN |
| 5. 12:18 Contact Lenses in Management of Ocular Trauma - 12 Mins | : Akilesh GOKUL |
| 6. 12:30 Innovative and Precise Management of Corneal Trauma in Patients Undergoing Refractive Surgeries - 12 Mins | : Wei Li CHEN |

International Court Martial In Ophthalmology

Chairs : Prateep VYAS
Judge : Jignesh TASWALA

Date :	05-04-2025
Time :	11:30-13:00
Hall :	Palash Hall - Grand Ball Room C

International Supreme Judges

Ava HOSSAIN, D RAMAMURTHY, Mahipal SACHDEV, Jignesh TASWALA

International Grand Jury

David CHANG, Koch DOUGLAS, T P Lahane

Upright Public Prosecutor

Partha BISWAS

The Good Defence Council

Chitra RAMAMURTHY

Glamorous Surgeons on Trial

Ashvin AGARWAL, Sheetal BRAR, Narang PRIYA, Harshul TAK, Rakesh SHAKYA, Chee Soon PHAIK

IC375 - Resurgence Of Surface Ablation As A Primary Procedure In Refractive Surgery

Nilesh MOHAN

Date :	05-04-2025
Time :	11:45-13:00
Hall :	Trade Room 1

The Development of Excimer Laser Ablation Represented a Breakthrough in the Correction of Ametropia. Laser in Situ Keratomileusis (LASIK) Uses Prk Technology but Performs the Procedure Under a Lamellar Flap Formed with a Microkeratome or Femtosecond Laser. Recent Data Suggests That Both Techniques Are Effective with Equal Vision and Equal Higher Order Aberrations at a 6 Month Postoperative Time Point.

Therefore, with Advancements in Treatment Algorithms, Precision Technology, Use of Antimitotic Agents and Comparable Results, Both Prk and LASIK Can Provide Successful Refractive Outcomes. Hence, Prk is Again Being Revisited and Resurging as a Safe and Effective Procedure in Refractive Surgery.

- | | |
|--|------------------|
| 1. 11:45 - Introduction (5 mins) | : Nilesh MOHAN |
| 2. 11:50 - Evolution of Refractive Surgery (10 mins) | : Mamta SINGH |
| 3. 12:00 - Refractive Surgery Nightmares (10 mins) | : Subhash PRASAD |
| 4. 12:10 - Epithelial Thickness Mapping-How Far Significant? (10 mins) | : Gayatri AHUJA |
| 5. 12:20 - Surface Ablation & Pain Management (10 mins) | : Rakhi KUSUMESH |
| 6. 12:30 - Prk - Knowing Your Limits (10 mins) | : Nilesh MOHAN |
| 7. 12:40 - Surface Ablation-Smooth Road to Future (10 mins) | : Mohita SHARMA |

Panel Discussion :- (10 Mins)

IC266 - Human Amniotic Membrane: Preparation and Applications

Soham BASAK

Date :	05-04-2025
Time :	11:45-13:00
Hall :	Trade Room 2

Human Amniotic Membrane Transplantation (HAM-T) is a Very Versatile Tool for the Ocular Surface Surgeons. Ham-T Provides Tectonic Support and Has Anti-Inflammatory and Growth Factors Which Help in Restoration of Compromised Ocular Surface. HAM-T Finds Use in Acute Conditions Like Chemical or Thermal Burn and Stevens-Johnson Syndrome; as Protective Cover Over Surface Epithelial Defects, and as an Adjunct in Other Surface Procedures Like Pterygium Excision, Limbal Cell Transplantation, Conjunctival Mass Excision and Bleb Repair. Objective: at the Conclusion of This Video-Based Course, the Surgeon Will Able to Describe (1) How to Process and Prepare Ham from Human Placenta, (2) Different Types of Ham Available, (3) Various Indications of Ham-T in Ocular Surface Surgery and (4) Various Surgical Techniques of Ham-T.

- | | |
|---|------------------------|
| 1. 11:45 - Course Introduction and How to Prepare Human Amniotic (10 mins) | : Soham BASAK |
| 2. 11:55 - Amniotic Membrane Transplantation in Acute Conditions (17 mins) | : Tuhin CHOWDHURY |
| 3. 12:12 - Amniotic Membrane Transplantation for Ocular Surface Healing (17 mins) | : Aditya PRADHAN |
| 4. 12:29 - Amniotic Membrane as Adjunct to Ocular Surface Surgeries (17 mins) | : Nidhi GAJENDRAGADKAR |

Panel Discussion :- (14 Mins)

IC571 - Innovative & practical tips in managing cataract surgery complications

Satanshu MATHUR

Date :	05-04-2025
Time :	11:45-13:00
Hall :	Trade Room 3

This Video Based Instruction Course Will Highlight Common Complications Management in Cataract Surgery by Most Experienced National Faculty . They Will Show Their Strategies to Tackle These Complications Like Extended Rhexis, Intraoperative Floppy Iris & Small Pupil , PCR & Vitreous Loss ,Zonular Dialysis . Highlight Would Be Innovative & Practical Tips of the Decision Making to Achieve Good Results . Iris Claw Lens ,Sf Iol for No Capsular Support ,IOL Exchange for Unhappy Patients & Damaged Iol for all New Techniques Will Be Demonstrated .Take Home Message is Do Not Worry Be Cool , We Have Simple Remedies for all Complications in Cataract Surgery. Expert Panels Will Answer all Queries.

- | | |
|---|----------------------|
| 1. 11:45 - Capsular Rhexis Extended Why to Worry (10 mins) | : Kamal Bandhu KAPUR |
| 2. 11:55 - Intumescent Cataract "Imminent to Argentinian Sign ' How to Manage (10 mins) | : Rajendra PRASAD |
| 3. 12:05 - Posterior Capsular Rent - all is Not Lost (10 mins) | : Partha BISWAS |
| 4. 12:15 - No Capsular Support - Innovative Ct Flex IOL for Your Rescue (10 mins) | : Nivean M |
| 5. 12:25 - No Capsular Support - No Worry My Choice Iris Claw Lens (10 mins) | : Deepak MEGUR |
| 6. 12:35 - Floppy Iris - Diagnose Early & Manage Easily My Tips (10 mins) | : Sourabh PATWARDHAN |
| 7. 12:45 - Iol Damedged -Unhappy Patient IOL Exchange Made Easy (10 mins) | : Satanshu MATHUR |

Panel Discussion :- (20 Mins)

Karnataka Ophthalmic Society

All About Cataract : What all specialties need to know

Chairperson : Krishna Prasad KUDLU
Co- Chairperson : Hemant MURTHY
Convenor : Chaitra JAYADEV
Co-Convenor : Shrinivas M. JOSHI
Moderator : Vikram JAIN

Date :	05-04-2025
Time :	11:45-13:00
Hall :	Trade Room 4

Each talk is 8 mins

S.No	Topic	Speaker
1.	11:45 Paediatric Cataract - Tips for Everyone - 8 mins	: Kavitha V
2.	11:53 Phaco in Eyes with Compromised Corneas - 8 mins	: ElanKumaran PASUPATHI
3.	12:01 Cataract Workflow-Efficiency Without Compromise - 8 mins	: Krishna Prasad KUDLU
4.	12:09 When You Have a PCR - Whats Best - Views from a Retina Specialist - 8 mins	: Chaitra JAYADEV
5.	12:17 Combining Glaucoma Surgery - When and How - 8 mins	: Vikram JAIN
6.	12:25 Phaco in Eyes Without the Vitreous - 8 mins	: Sachin MAHULI
7.	12:33 When to Add an Anti Vegf - 8 mins	: Hemanth MURTHY

LVA for the Community at large (ACOIN)

Chairpersons : Lakhesh Chandra MADHARIA, Dubey AWADH
J.K.S. PARIHAR, Inder M. RUSTAGI, Nirmal Fredrick T
Promila GUPTA, B N GUPTA
Convenor : Lalit Kumar NEPALIA
Moderator : Satanshu MATHUR

Date :	05-04-2025
Time :	11:45-13:00
Hall :	Trade Room 5

1.	11:45 Paradigm of LVA Scenario in Govt Hospital	: Karamjit SINGH
2.	11:49 Paradigm of LVA Scenario in Non Govt Hospital	: Prateek NISHANT
3.	11:53 LVA for Visually Handicapped with Congenital Anomalies	: Suraj Singh SENJAM
4.	11:57 LVA for Glaucoma Blindness	: Ajai AGRAWAL
5.	12:01 LVA for Diabetic Retinopathy	: Lakesh Madharia
6.	12:05 LVA Far Macular Degeneration	: Tariq Syed QURESHI
7.	12:09 Lva for Macular Disorders	: CH. Srinivasa MURTHY
8.	12:13 Role of Tele Ophthalmology in LVA	: BNR SUBUDHI
9.	12:17 LVA for High Refractive Error	: Haimanti CHOUDHURY
10.	12:21 LVA for High Refractive Error	: Abhishek GUPTA
11.	12:25 Concluding Remarks	: Praveen VASHIST
12.	12:29 Take Away Message	: Sushil Kumar RUNGTA

(Each talk is 4 mins)

12:33 Keynote Address - Samanta Swapan KUMAR: Reorientation on the Need of LVA for Community at Lage (5 Mins)

Update - Navigating the Curves: Problems and Solutions in Keratoconus

Date :	05-04-2025
Time :	11:45-13:00
Hall :	Trade Room 6

Parul Chawla GUPTA

Keratoconus is a progressive bilateral corneal ectatic disorder characterized by cone-like steepening of the cornea, irregular stromal thinning, and significant vision loss. In this Instruction Course, we will discuss the problems associated with keratoconus and their solutions like Contact lenses in Keratoconus, Management of acute corneal hydrops, Surgical options in Keratoconus, Crosslinking complications and Advances in the management of Keratoconus.

- | | |
|--|----------------------|
| 1. 11:45 - From Blurred Vision to Clarity: Contact Lenses in Keratoconus - 12 Mins | : Anu MALIK |
| 2. 11:57 - Taming the Bulge: Management of Acute Corneal Hydrops - 12 Mins | : Parul Chawla GUPTA |
| 3. 12:09 - Sculpting Clarity: Surgical Options in Keratoconus - 12 Mins | : Sharon DSOUZA |
| 4. 12:21 - Cornea in Focus: Unravelling Crosslinking Complications - 12 Mins | : Purvasha NARANG |
| 5. 12:33 - Corneal Transformation: Advances in the Management of Keratoconus - 12 Mins | : Bhupesh SINGH |

Panel Discussion - 15 Mins

IC280 - Clinical Insights into Neuro-Ophthalmology

Date :	05-04-2025
Time :	13:00-14:15
Hall :	Trade Room 2

Kumudini SHARMA

In This Instruction Course We Will Teach How to Solve the Puzzle in Enigmatic Neuro-Ophthalmology Cases. the Art of Clinical Diagnosis Will Be Our Main Focus. We Will Also Give Recent Updates Which Have Taken Neuro-Ophthalmology to Another Level. There Will Be Interesting Illustrations and Case-Based Discussion. This Course Will Help the Attendees to Have an Insight Into Deeper Aspects of Neuro-Ophthalmology.

- | | |
|---|------------------------|
| 1. 13:00 - Solving the Puzzle in Neuro-Ophthalmology (15 mins) | : Kumudini SHARMA |
| 2. 13:15 - Step by Step Approach to Reach a Diagnosis of Neuro- Ophthalmology Cases (15 mins) | : Vikas KANAUIJA |
| 3. 13:30 - Visual Field Interpretation: Glaucomatous Vs Visual Pathway Lesion (10 mins) | : Arun Kumar SINGH |
| 4. 13:40 - Retinal Diseases Masquerading as Neuro-Ophthalmological Problem (10 mins) | : Priyadarshini MISHRA |
| 5. 13:50 - Case-Based Discussion (10 mins) | : Sucheta PARIJA |

Panel Discussion :- (15 Mins)

IC449 - Diagnostic Conundrums in orbital inflammation

Chandana CHAKRABORTI

Date :	05-04-2025
Time :	13:00-14:15
Hall :	Trade Room 3

Typical Presenting Features of Orbital Inflammation Are Acute or Subacute Proptosis, painful Red Eye, reduced Ocular Movements, diminished Vision. The Differential Diagnosis of Orbital Inflammation is Broad. It Could Be Infective, Noninfective, Neoplastic. Non Infective May Be Specific or Non Specific. Non Specific Orbital Inflammation (pseudotumor) is a Term Used in Absence of a Known Local or Systemic Etiology. as Per Location It May Be Classified as Anterior, Diffuse, Posterior, or Apical. Depending on the Tissue of Affection It May Be Categorised as Myositis, Dacryoadenitis, Periscleritis, Perineuritis, and Focal Mass. Thorough Knowledge of the Gamut of Symptoms, Pathophysiology of the Disease Spectrum and Diagnostic Criteria of Orbital Pseudotumor is Essential for Accurate Diagnosis and Effective Treatment.

- | | |
|---|---------------------------------------|
| 1. 13:00 - Chronicles of Orbital Inflammation (10 mins) | : Sripurna GHOSH |
| 2. 13:10 - Malicious Masquerades? (10 mins) | : Bhaduri ANIRBAN |
| 3. 13:20 - Decodes the Nuances of Mri and Ct? (10 mins) | : Joyeeta DAS |
| 4. 13:30 - Various Treatment Modalities (10 mins) | : Fairouz Puthiyapurayil MANJANDAVIDA |
| 5. 13:40 - Interesting Case Scenarios (10 mins) | : Chandana CHAKRABORTI |

Panel Discussion :- (20 Mins)

Telangana Ophthalmological Society

Chairperson :

Co- Chairperson :

Convenor :

Rishi SWARUP

Moderators :

Manoj MATHUR, Ajit Babu MAJJI

Date :	05-04-2025
Time :	13:00-14:15
Hall :	Trade Room 4

- | | |
|--|-------------------|
| 1. Third Eye | : Bharat Kumar |
| 2. Management of Diabetic Macular Edema | : Mallika GOYAL |
| 3. Which Lens to Choose – Comparison of Visual Outcomes of Eyehance and Vivity Lenses in My Practice | : Madhukar REDDY |
| 4. As – OCT Finding in Recurrent Corneal Erosion Syndrome | : Rishi SWARUP |
| 5. Vitreo Retinal Interface Disorders | : Ajit Babu MAJJI |
| 6. What's New in Optic Neuritis | : Rashmin GANDHI |
| 7. Brachytherapy for Advanced Ocular Surface Tumors | : Santosh HONAVAR |

IC197 - How to Make Unhappy Patient Happy Even After Uneventful Phaco Surgery

Date :	05-04-2025
Time :	13:00-14:15
Hall :	Trade Room 5

Shroff Ashok PRANJIVANDAS

Inspite of Reasonably Good Phaco Surgery, Many Times Patients Complain of Some Disturbing Symptoms Like Pain, Watering, Foreign Body Sensations. Moreover, They Do Not Have Clear Vision as It Was Explained to Them Before Surgery. and They Are Really Concerned About It When Premium IOL Has Been Used. We as Surgeons, Remain Concerned as What is Wrong After Otherwise Good Phaco Surgery. There May Be Various Reasons Like Corneal Oedema, Raised IOP, Inflammation, Infection, Residual Refractive Error or Even Misalignment of IOL. Thorough Examination and Sympathetic Approach with Properly Managing the Issue Will Certainly Bring Smile on Patient's Face. Super Specialist Faculties Will Explain to Ascertain the Cause and Will Discuss the Management, so That Your Patient Comes Back to You for Fellow Eye, Rather Than Going Elsewhere.

1. 13:00 - Introduction (5 mins)
2. 13:05 - Disturbing Symptoms (8 mins)
3. 13:13 - Corneal Issues (8 mins)
4. 13:21 - Elevated IOP (8 mins)
5. 13:29 - Refractive Surprises (8 mins)
6. 13:37 - Mal Positioned IOLS (8 mins)
7. 13:45 - Vitreo Retinal Issues (8 mins)

: Shroff Ashok PRANJIVANDAS
: Rajiv CHOUDHARY
: Namrata SHARMA
: Mayuri B. KHAMAR
: Harbansh LAL
: Shroff Ashok PRANJIVANDAS
: Lalit VERMA

Panel Discussion :- (20 Mins)

North Zone Ophthalmological Society Session

Moderator : Rajan GUPTA
Chairpersons : Ram LAL, Sudhir SALOTA, Manisha NADA, Balbir Singh BHAURA, Sheikh SAZZAD

Date :	05-04-2025
Time :	13:00-14:15
Hall :	Trade Room 6

1. Cataract with coexisting glaucoma combined approach
2. Phaco in difficult situations
3. Challenges in Management of Hard Cataracts during MSICS
4. Variants of ptosis and their management
5. Challenges in cataract surgery post ICL
6. Challenges in managing subluxated cataracts using capsular tension segments!
7. Phacoemulsification in DME with Ozurdex implant.
8. Chemical injuries Pkp in difficult situations Ultra thin manual DSEK
9. What did I do differently this year ?
10. Management of traumatic cataract : tips & pearls

: Suresh GUPTA
: Satanshu MATHUR
: Karamjit SINGH
: Mittal RAMAN
: Gaurav LUTHRA
: Amit GUPTA
: Jagat RAM
: Shakeen SINGH
: Om Parkash ROHIT
: Inder M. RUSTAGI

Discussion 15 minutes

IC138 - Posterior Capsule Rupture Management and Newer Secondary IOL Techniques

Date :	05-04-2025
Time :	13:15-14:45
Hall :	Brahmkamal Hall - Auditorium A

Haripriya ARAVIND

This Video Based Course and Panel Discussion Will Highlight Tips for Early Identification of Surgical Complications, Nucleus and Cortex Management in the Presence of a Capsule Tear, Anterior Vitrectomy Tips and Technique of IOL Placement in Capsular Bag and Sulcus. Attendees Will Learn Principles of Posterior Capsule Tear Management Along with Several Case Based Scenarios to Help Them Apply These Techniques in Their Clinical Practice. Techniques of Iris Fixation and Scleral Fixation- Both Sfix and Flanged IOL Technique Shall Also Be Discussed.

- | | |
|--|----------------------------|
| 1. 13:15 - Introduction (5 mins) | : Haripriya ARAVIND |
| 2. 13:20 - Anterior Vitrectomy Principles (10 mins) | : Sujatha MOHAN |
| 3. 13:30 - Nucleus Management and Conversion to SICS (10 mins) | : Minu M. MATHEN |
| 4. 13:40 - Cortex Removal in the Presence of a PCR (10 mins) | : Shivkumar CHANDRASEKARAN |
| 5. 13:50 - IOL Placement When Capsule Support is Compromised (10 mins) | : Haripriya ARAVIND |
| 6. 14:00 - Sfix- Scleral Fixated IOL (10 mins) | : Prabu BASKARAN |
| 7. 14:10 - Iris Claw and the Flanged SFIOL Technique (10 mins) | : Vivekanandan V R |

Panel Discussion :- (25 Mins)

Keynote Address - Nanda Ashok KUMAR: Managing PCR by Anterior Segment Surgeon (10 Mins)

Science & Fun in Ophthalmology

Date :	05-04-2025
Time :	13:15-14:45
Hall :	Amaltas Hall - B101 A

Moderators : Lalit VERMA, Harbansh LAL, Tinku BALI, IKEDA

In Real Life, Success Depends on Hard Work, Knowledge and Intellect.
But to Be Real Winner, You Need to Be Lucky as Well.

This Game Show Brings us Closer to Real-Life Situations Where Knowledge and Luck Play a Critical Part.

There Will Be Four Teams (Each Consisting of 4 Members), Which Will Challenge Each Other on a Scientific Form at Never Been Used Before.

There Will Be Four Rounds, Namely:

1. Medical Management (Case Presentation for 2 Min) of Challenging and Interesting Cases
2. Surgical Case for 3 Minutes (Video Based)
3. Quiz Where Every Team Gets 2 Minutes to Answer as Many Questions as Possible
4. Life Style Question – by Judges for 1 Minute

Judges Will Be Giving Marks on all 4 Rounds..Based on These Marks, Scientific Winning Team Will Be Announced.

Luck Part : Now We Add the Luck Part Into the Mix. After the Judges Have Allotted the Marks, Roll of Dice/roulette Will Add Additional Points to the Score. Then a Coin Will Be Moved Depending on the Total Score on a Snake and Ladder Board to Decide the Final Position and This Will Be Done for Each Round. in the End, the Total of all Three Rounds Will Be Added up and There Will Be Two Winning Teams:

One Based Only on Science Another Based on Science + Luck Both.

The Biggest Surprise We Have in Store is for the Audience

Judges : Nitin VERMA, Tariq Reza ALI, Lalitha SENARATH, Mohita SHARMA

Wos Team (Red)	Team (Yellow)	AIOS Team (Blue)	APAO Team (Green)
Carmen CHAN	Prafulla Kumar MAHARANA	Shrinivas M. JOSHI	Jason YAM
Eli PRADHAN	Pranita SAHAY	Prasanna Venkatesh RAMESH	Anu MALIK
Rolika BANSAL	Rahul MAYOR	Deepak MEGUR	Marcus ANG
Ragini Hasmukhray PAREKH	Mohd ASIF	Amit PORWAL	Sonal TULI

IC201 - OOOPS moments in cataract surgery : Handling intraoperative complications

Kumar DOCTOR

Date :	05-04-2025
Time :	13:15-14:45
Hall :	Brahmkamal Hall - Auditorium B

This Video Based Instruction Course Will Show Different Scenarios of Intraoperative Surprises Like a Leaking Site Port, Anterior Capsule Puncture While Creating Incision, Anterior Capsule Tear in Hydrodissection, Extension of Anterior Capsule Tear to PC in IA, PC During IOL Insertion, Placement of to IOL in Cases of PC Tear. in Detail Analysis of Causes, and Once It Happened, What Was Done to Handle the Complication Will Be Demonstrated.

- | | | |
|----|--|----------------------|
| 1. | 13:15 - Ooops Moments in Cataract Surgery: Handling Intraoperative Surprises (10 mins) | : Kumar DOCTOR |
| 2. | 13:25 - Wound Leak, Capsulorhexis Runaway, Pc Rent in Early Stages of Phacoemulsification and Its Management (10 mins) | : Gaurav LUTHRA |
| 3. | 13:35 - Just Began Sculpting and Pc Rent!! Rhexis Tear and Flap Motility Sign (10 mins) | : Om Parkash ROHIT |
| 4. | 13:45 - DMEK with Cataract with Glued IOL and Pupiloplasty (10 mins) | : Agarwal AMAR |
| 5. | 13:55 - Bye Bye Nucleus: Managing a Threatened Nucleus Drop (10 mins) | : Chitra RAMAMURTHY |
| 6. | 14:05 - Complications in Various Steps of Cataract Surgery and Management (10 mins) | : Samarsh SRIVASTAVA |
| 7. | 14:15 - PC Tear Conquered: Why's and How's (10 mins) | : Vardhaman KANKARIA |

Keynote Address - Vladimir PFEIFER: Intascleral IOL Fixation (10 Mins)

Essential Pediatric Ophthalmology

Chairs : Sumita AGARKAR, Rohit SAXENA, Chen ZHAO

Date :	05-04-2025
Time :	13:15-14:45
Hall :	Parijat Hall 201

The session on Essential Pediatric Ophthalmology covers the most important topics needed to practice the subspecialty. The course will provide an understanding of how to evaluate and manage common disorders in children, such as ocular allergies, optic neuritis, retinoblastoma, retinopathy of prematurity, and congenital cataracts. Additionally, attendees will learn about the role of genetics in pediatric ophthalmology and the importance of imaging in strabismus surgery. This is a must-attend session for all pediatric ophthalmologists who are keen to update their knowledge and practice, as well as for all ophthalmologists wanting to improve their skills and understanding of these important topics in pediatric ophthalmology.

- | | | |
|----|---|--------------------|
| 1. | 13:15 Managing Ocular Allergies in Children - 10 Mins | : Srijana ADHIKARI |
| 2. | 13:25 Pediatric Optic Neuritis - 10 Mins | : Sangeeta KHANNA |
| 3. | 13:35 Management of Congenital Cataract in the 21st Century - 10 Mins | : Sumita AGARKAR |
| 4. | 13:45 Screening and Preventing Retinopathy of Prematurity (ROP) - 10 Mins | : James ELDER |
| 5. | 13:55 Retinoblastoma: What We Are Doing Differently in 2025 - 10 Mins | : Rita SITORUS |
| 6. | 14:05 Ocular Genetics for Pediatric Ophthalmologists - 10 Mins | : Arif KHAN |
| 7. | 14:15 Imaging in Strabismus Surgery - 10 Mins | : Amar PUJARI |

IC1018 - Lower Eyelid Blepharoplasty and Rejuvenation- Achieving Finesse and Optimising Outcomes

Vanessa Naseem MASNSURALI

Date :	05-04-2025
Time :	13:15-14:45
Hall :	Kesar Hall 202

1. 13:15 - Transcutaneous Lower Eyelid Blepharoplasty (10 mins)
2. 13:25 - Transconjunctival Lower Eyelid Blepharoplasty (10 mins)
3. 13:35 - Patient Evaluation and Lower Eyelid Anatomy (10 mins)
4. 13:45 - Combined Lower Eyelid Surgery with Adjunct Procedures (10 mins)
5. 13:55 - Post Op Care and Complication Management (10 mins)
6. 14:05 - Management of Post Lowerlid Blepharoplasty Eyelid Retraction (10 mins)

: Vanessa Naseem MASNSURALI
: Tomoyuki KASHIMA
: Siow Wei TAN
: Stephanie YOUNG
: Richard ALLEN
: Peter DOLMAN

AIOS International Glaucoma Symposium - Structure Function evaluation in Glaucoma

Chairperson : Barun NAYAK, Manavdeep SINGH, Manish SHAH,
Bibhuti SINHA, Sumit SACHDEVA

Date :	05-04-2025
Time :	13:15-14:45
Hall :	Kumudini Hall 301

1. 13:15 Using OCT in Glaucoma : Strategies and Pitfalls
2. 13:27 Conventional Outflow Imaging for Medical and Surgical Care
3. 13:39 Role of Ocular Biomechanics in Glaucoma
4. 13:51 How to Diagnose Myopic Glaucoma
5. 14:03 Anterior Segment Imaging - Pearls and Pitfalls

: Asrani Sanjay GIRDHARI
: Alex HUANG
: Arthur SIT
: Ki Ho PARK
: Alex HUANG

12 minute talks + 5 min discussion

Exploring Visual Frontiers: Advances in Ocular Imaging Across Subspecialties

Chairs : Kevin CHAN

Date :	05-04-2025
Time :	13:15-14:45
Hall :	Gulmohar Hall 302

The session “Advances in Ocular Imaging Across Subspecialties” will present breakthroughs in ophthalmic imaging technology and applications across various subspecialties. Leading experts will discuss novel imaging modalities and clinical decision-making improvements emphasizing a personalized approach for better patient outcomes.

- | | |
|--|--------------------------|
| 1. 13:15 Imaging Biomarkers in Ocular Surface Disorders - 12 Mins | : Anahita KATE |
| 2. 13:27 Imaging the Cerebrospinal Fluid Dynamics in Glaucoma - 12 Mins | : Muneeb FAIQ |
| 3. 13:39 Artificial Intelligence in Glaucoma Diagnosis - 12 Minns | : Sujani SHROFF |
| 4. 13:51 High Resolution OCT, AI in Retinal Imaging and/or Ultra Wide Field Imaging - 12 Mins | : Srinivas SADDA |
| 5. 14:03 Immunofluorescence in Focus: Exploring Vitreoretinal Interface Membranes - 12 Mins | : Thirumalesh M B |

Emerging Areas of Eye Research

Chairs : Sobha SIVAPRASAD, Thirumurthy VELPANDIAN, Calvin PANG

Date :	05-04-2025
Time :	13:15-14:45
Hall :	Javakusum Hall 303

Advancements in ophthalmology and visual sciences have been vigorous over the last 2 decades with major achievements. There have been pioneering scientific outputs and improved diagnosis and treatments for patient care. This session will discuss recent advances in major areas including clinical investigations, artificial intelligence and cell-based therapies, as well as specific works on light therapy and RNA editing.

- | | |
|--|---------------------------------------|
| 1. 13:15 Retinal Non-perfusion and Macular Ischaemis - 10 Mins | : Sobha SIVAPRASAD |
| 2. 13:25 Light Therapy of Children Myopia - 10 Mins | : Calvin PANG |
| 3. 13:35 Cell-Based Therapies for Inherited Eye Diseases - 10 Mins | : Indumathi MARIAPPAN |
| 4. 13:45 Managing Uncertainty in AI Diagnosis of Retinal Diseases - 10 Mins | : Haoyu CHEN |
| 5. 13:55 Translation of Genomic Knowledge in Ophthalmic Clinical Practice - 10 Mins | : Govindasamy KUMARAMANICKAVEL |
| 6. 14:05 RNA Editing Therapies for Retinal Disease - 10 Mins | : Guei-sheung LIU |
| 7. 14.15 Characterizing Mechanistic Interplay Between CYP39A1 and LOXL1 Protein Variants in ExfoliativeDeposition in Pseudoexfoliation Glaucoma - 10 Mins | : Zhenxun WANG |

IC611 - Pediatric Cataract

Sudarshan Kumar KHOKHAR

Date :	05-04-2025
Time :	13:15-14:45
Hall :	Champa Hall 304

Pediatric cataract is a major cause of blindness in children. It can have a severe impact on the individual, family and society if left untreated. Pediatric cataract management is a complex and continuous process. It requires early diagnosis, timely and appropriate surgery, effective rehabilitation, parental motivation, regular follow up, complication detection and management, and multidisciplinary collaboration of ophthalmologist, optometrists, and parents. By attending this instruction course, the participants will be able to enhance their knowledge and skills in pediatric cataract management. They will learn about the latest developments and best practices in the field, and how to apply them in their own clinical settings. They will also have the opportunity to interact with experts and peers and share their experiences and challenges. This instruction course will help them improve their confidence and competence in dealing with pediatric cataract cases, and ultimately contribute to the prevention and treatment of childhood blindness.

- | | |
|---|---------------------------|
| 1. 13:15 Basics of Pediatric Cataract (10 mins) | : Sudarshan Kumar KHOKHAR |
| 2. 13:25 Preoperative workup in Pediatric Cataract (10 mins) | : Nayan GUPTA |
| 3. 13:35 Surgical Management of Pediatric Cataract (10 mins) | : Deeksha RANI |
| 4. 13:45 Postoperative care and Rehabilitation (10 mins) | : Ms. Aishwarya RATHOD |
| 5. 13:55 Pediatric IOL power calculation (10 mins) | : Sudarshan Kumar KHOKHAR |
| 6. 14:05 Advances: Using iOCT and UBM in the management of Pediatric Cataract (10 mins) | : Amar PUJARI |

Panel Discussion : (15 mins)

Keynote Address - Siham LAZREG: Dry eye in pediatric population (10 mins)

[APSOII Symposium] Living With Uveitis: Patients' Perspectives on Managing Ocular Inflammation

Chairs : Rupesh Agrawal, Dennis Lam, Jyotirmay Biswas

This symposium will highlight the personal experiences of six individuals diagnosed with uveitis, sharing their journeys through diagnosis, treatment, and coping with the condition. Each patient will offer unique insights into the challenges, emotional impact, and lessons learned from living with ocular inflammation. The session will conclude with an interactive 30-minute panel discussion, where the speakers and experts will address questions from the audience.

Date :	05-04-2025
Time :	13:15-14:45
Hall :	Neelkamal Hall 305

- | | |
|---|------------------|
| 1. 13:15 - Patient's Dilemma and Window Shopping - 10 Mins | : Rupesh AGRAWAL |
| 2. 13:25 - From Shadows to Clarity: Coping With Fluctuating Vision in Uveitis - 10 Mins | : Muthu KUMAR |
| 3. 13:35 - The Impact of Visual Morbidity: Insights From Clinical Practice - 10 Mins | : Kalpana MURTHY |
| 4. 13:45 - Panel Discussion: The Role of APSOII in Providing Support for Patients With Visual Morbidity - 60 Mins | : Dennis LAM |

Rapid Fire Cataract Update Session

Date :	05-04-2025
Time :	13:15-14:45
Hall :	Suryamukhee Hall 401

Chairperson : Robert ANG, Jeewan TITIYAL

- 13:15** FP3039 - A Novel Concept of Correcting Pseudophakic Residual Presbyopia Using Off-Label Presbyopic Phakic Diffractive Intraocular Lens
Chief & Presenting author : Dr. Anand A. Bagmer (B07531)
- 13:20** FP3040 - Impact of Perioperative Dry Eye Treatment with Longer-Acting Diquafosol Sodium on Visual Outcomes After Cataract Surgery
Chief & Presenting author : Takeshi TESHIGAWARA
- 13:25** FP3041 - Efficacy of Combined Intracameral Phenylephrine and Ketorolac in Cataract Surgery: a Systematic Review and Meta-Analysis
Chief & Presenting author : Amr ELROSASY
- 13:30** FP3042 - Comparative Evaluation of Morphological and Visual Outcomes Using Two Laser Capsulotomy Devices
Chief & Presenting author : Jeewan TITIYAL
- 13:35** FP3043 - Vivity IOL: Visual Outcomes, Quality of Life, and Patient Satisfaction in Cataract Surgery
Chief & Presenting author : Rabia NAAZ
- 13:40** FP3044 - Comparison of Combined Phacoemulsification with Dexamethasone Implant Vs Anti-VEGF Injections in DME
Chief & Presenting author : ADITYA KELKAR
- 13:45** FP3045 - The MF 15 Optic in Slightly Compromised Eyes
Chief & Presenting author : David BECKERS
- 13:50** FP3046 - A Prospective Study of Vivity & Vivity Toric IOL in Taiwan: Results and Analysis
Chief & Presenting author : Chen-cheng CHAO
- 13:55** FP3047 - Prospective Study of Small-Aperture Intraocular Lens Implantation in Eyes with Previous Refractive Procedures
Chief & Presenting author : Robert ANG
- 14:00** FP3048 - Visual Performance of the Enhanced Monofocal Intraocular Rayone EMV® Lens After Cataract Surgery
Chief & Presenting author : Maria Isabela DE GUIA
- 14:05** FP3049 - Use of Selective Laser Capsulotomy for Mature White Cataracts: Initial Experience in Indian Eyes
Chief & Presenting author : Jai KELKAR
- 14:10** FP3050 - Peculiarities of Tactics and Clinical and Functional Results of Cataract Extraction in Patients with Keratoprosthesis
Chief & Presenting author : Valeriya MANTSOVA
- 14:15** FP3051 - Variation of Preoperative Cataract Surgery Assessments Using the Heine Lambda 100 Retinometer and Post-Phacoemulsification Visual Acuity in Cataract Patients as Determined by the Buratto Grading System
Chief & Presenting author : Humairah BACHMID
- 14:20** FP3052 - Outcome Analysis in Patients Undergoing Immediate Sequential Bilateral Cataract Surgery (ISBCS) by Phacoemulsification and Manual Small Incision Cataract Surgery
Chief & Presenting author : Shruthy Vaishali RAMESH (R20509)
- 14:25** FP3053 - Anterior Chamber and Retropupillary Iris Claw IOL Fixation Comparison of Clinical Outcomes: a Systematic Review
Chief & Presenting author : Khaled MOGHIB
- 14:30** FP3054 - Cataract Detection Through Community Empowerment Program in Rural Areas in Selangor, Malaysia
Chief & Presenting author : Norasyikin MUSTAFA
- 14:35** FP3055 - Clinical Outcomes of an Integrated Femtosecond Laser and Phacoemulsification System
Chief & Presenting author : Harvey UY
- 14:40** FP3056 - Analysis of the Results of Implantation of a Toric Intraocular Lens in Congenital Cataracts
Chief & Presenting author : Dana ABDULLINA
- 14:45** FP3057 - One-Year Surgical Outcome of Combined Surgical Peripheral Iridectomy, Goniosynechialysis, and Goniotomy for Advanced PACG Without Cataracts
Chief & Presenting author : Fengbin LIN

Rapid Fire Glaucoma Update Session (2)

Date :	05-04-2025
Time :	13:15-14:45
Hall :	Moulshree Hall 402

Chairperson : Tanuj DADA, Joseph Anthony TUMBOCON

1. **13:15** FP3100 - Novel Diagnostic Indicators for Acute Angle Closure Secondary to Lens Subluxation Based on Anterior Segment and Lens Parameters
Chief & Presenting author : Yan SHI
2. **13:22** FP3101 - Female-Specific Association Between the Apoe E4 Allele and Age at Onset of Glaucoma in Uk Biobank
Chief & Presenting author : Yan SHI
3. **13:29** FP3102 - Diagnostic Performance of Wide-Field Optical Coherence Tomography Angiography in Detecting Open-Angle Glaucoma in High Myopia
Chief & Presenting author : Yinhang ZHANG
4. **13:36** FP3103 - Evaluation of the Strength and Pattern of Relationship Between Visual Field (VF) Sensitivity and Retinal Nerve Fiber Layer (RNFL) Thickness as Measured by OCT in Patients Having Primary Open Angle Glaucoma
Chief & Presenting author : Amrita DEY
5. **13:43** FP3104 - State of Mental Health Among Glaucoma Patients— an Issue That Needs to Be Addressed Beyond Routine Glaucoma Care
Chief & Presenting author : Preeti KUMARI
6. **13:50** FP3105 - Effect of Subconjunctival Bevacizumab Injection on the Outcome of Ahmed Glaucoma Valve Implantation: a Randomized Control Trial
Chief & Presenting author : Nader NASSIRI
7. **13:57** FP3106 - Long-Term Outcomes and Predictive Factors of Needle Revision on Long-Failed Trabeculectomy Blebs
Chief & Presenting author : Feng ZHANG
8. **14:04** FP3107 - Crispr-Cas9-Mediated Deletion of Carbonic Anhydrase 2 in the Ciliary Body to Treat Glaucoma
Chief & Presenting author : Jiaxuan JIANG
9. **14:11** FP3108 - Netarsudil/ Latanoprost Fixed-Dose Combination Therapy for Primary Open-Angle Glaucoma (POAG): a Systematic Review and Pooled Analysis of 2484 Patients
Chief & Presenting author : Mohamed GBREEL
10. **14:18** FP3109 - Outcomes of Kahook Dual Blade Glide Surgery on Intraocular Pressure Control and Medication Utilization
Chief & Presenting author : Mahar KHAN
11. **14:25** FP3110 - 360 Versus 180 Suture-Aided Gonioscopic Assisted Transluminal Trabeculectomy for Primary Congenital Glaucoma
Chief & Presenting author : Shikha GUPTA (S21873)
12. **14:32** FP3111 - The Effect of Irido-Zonulo-Hyaloido-Vitreotomy (Izhv) Combined with Vitreous Basal Ppv on the Angle Structure of the Anterior Chamber in Pacg Patients with Crowded Ciliary Body Adjacent Area
Chief & Presenting author : Gangwei CHENG
13. **14:39** FP3328 - A Study on the Dynamic Therapeutic Efficacy and Long-Term Safety of Ultrasound Cycloplasty in the Treatment of Glaucoma in Northwestern Chinese Population
Chief & Presenting author : Ping GE

IC485 - Peripheral Ulcerative Keratitis: Evidence-based Management Pearls

Radhika TANDON

Date :	05-04-2025
Time :	13:15-14:45
Hall :	Kaner Hall 403

To Outline the Current Clinical Knowledge in the Diagnosis and Management of Peripheral Ulcerative Keratitis (PUK) and Provide an Overview of Currently Accepted Treatment Protocols with Practical Tips and Pearls. Puk is a Corneal Disorder of Major Concern to Ophthalmologists and Internists, as It May Be a Harbinger of a Serious Medical Problem. the Current Management of Puk Requires an Interdisciplinary Approach and Management by a Team of Internists, Rheumatologists and Ophthalmologists. Judicious Use of Immunosuppressive Agents Must Be Ensured to Bring Favorable Results with Minimal Adverse Effects. This Course Provides an Overview of Evidence-Based Management of Puk for Cornea Specialists. the Instructors Will Provide a Simplified and Systematic 'Stepwise Treatment Protocol' for Puk, Which Can Be Incorporated Into Everyday Practice While Managing Such Cases.

1. 13:15 - Puk Simplified: an Algorithmic Approach to Clinical Diagnosis and Investigations (15 mins) : **Noopur GUPTA**
2. 13:30 - Shifting the Paradigm of Medical Management: New Modalities and Treatment Strategies (15 mins) : **Yogita GUPTA**
3. 13:45 - Customised Surgical Treatment: Patches and Matches (15 mins) : **Neiwete LOMI**
4. 14:00 - A Potpourri of Rare and Interesting Cases (15 mins) : **Radhika TANDON**
5. 14:15 - Ocular Biometry: Parameters to Consider During Myopia Management (15 mins) : **Vinay GUPTA**

Panel Discussion :- (6 Mins)

Keynote Address - Arundhati ANSHU: Stromal issues post EK surgeries- repeat PK or DALK better ? (10 mins)

Contemporary and Future Corneal Rehabilitation: Replacement and Enhancement

Chairs : Vishal JHANJI, Jodhbir MEHTA, Vikas MITTAL

Date :	05-04-2025
Time :	13:15-14:45
Hall :	Mogra Hall 404 A

Innovation in the treatment of corneal pathologies can take several forms. In this symposium we will cover several of these. An overview to assess corneal damage as well as the use of amniotic membrane with stromal cells to act as a surrogate niche for limbal epithelial stem cell expansion. Corneal innervation is vital for the stability of the ocular surface, and pharmacotherapy is an option in this instance. For more severe disease of the stroma, novel artificial stromal replacement or stromal regeneration may be required and the use of stem cells.

1. 13:15 Corneal Repairment: What Should We Do? - 12 Mins : **Zuguo LIU**
2. 13:27 Amniotic Membrane With Stromal Cells Acts As Surrogate Niche for Limbal Epithelial Stem Cell Expansion - 12 Mins : **Wei LI**
3. 13:39 Fenofibrate As the Potential Treatment for Diabetic Ocular Surface and Corneal Neuropathy - 12 Mins : **Yu Chi LIU**
4. 13:51 Artificial Stroma - 12 Mins : **Namrata SHARMA**
5. 14:03 Corneal Stromal Regeneration: Stem Cells, Hydrogels and 3D Bioprinting - 12 Mins : **Sayan BASU**
6. 14:15 Umbilical Cord Stem Cells for the Cornea - 12 Mins : **Jie ZHANG**

DAY 03 - SATURDAY

IC1006 - Simplifying Subluxation and Scleral Fixation

Vignesh RAJA

- | | |
|--|----------------------|
| 1. 13:15 - Scleral Fixation of Toric IOL (10 mins) | : Vignesh RAJA |
| 2. 13:25 - Introduction (10 mins) | : Nitin VERMA |
| 3. 13:35 - Management of Subluxed Cataract by Anterior Segment Surgeon: Saving the Bag (10 mins) | : Minu M. MATHEN |
| 4. 13:45 - Scleral Fixation of IOL Using Intrasceral Haptic Tuck (10 mins) | : Rodney John MORRIS |
| 5. 13:55 - Scleral Fixation Using Yamane Technique (10 mins) | : Tun Kuan YEO |
| 6. 14:05 - Goretex 4-Point Scleral Fixation (10 mins) | : Vaibhav SHAH |

Date :	05-04-2025
Time :	13:15-14:45
Hall :	Mogra Hall 404 B

IC188 - Salvaging failing bleb in early postoperative period

Surishti RAJ

Trabeculectomy is still the Most Common and Conventional Surgical Procedure Performed in Patients Requiring Glaucoma Surgery. However, Merely Doing Surgery Only is Not Sufficient. Wound Nurturing is Required in Form of Multiple Interventions in Early Postoperative Period for a Successful Outcome. Failing Bleb May Be in Associated with High or Low IOP in Postoperative Period Which Needs Attention and Intervention. These Interventions May Be Conservative Management or Minor Office Based Procedures or Sometimes Taking Patients to OT Again. so, Detailed Discussion with Patient Preoperatively is Mandatory, Making Patient Aware That in Postoperative Period, Frequent Follow Ups Are Required Till 4-6 Weeks Till Bleb is Stable and Functional. Surgeon Must Be Well Aware of Signs of Failing Bleb so as to Pick up Early Bleb Failure and Manage Accordingly. This IC Will Be Very Useful for Glaucoma Specialists as Well as General Ophthalmologists Intending to Start Glaucoma Practice.

- | | |
|--|---------------------|
| 1. 13:15 - Brief Overview of Early Post Trabeculectomy Bleb Failure and Its Management (5 mins) | : Surishti RAJ |
| 2. 13:20 - Delineating Limbal Anatomy and Its Implications in Trabeculectomy (10 mins) | : Manik SARDANA |
| 3. 13:30 - Preoperative Considerations for Successful Trabeculectomy (12 mins) | : Faisal T. T. |
| 4. 13:42 - Bleb Salvaging in Early Post Trabeculectomy Period with High IOP (12 mins) | : Sushmita KAUSHIK |
| 5. 13:54 - Causes and Management of Early Post Trabeculectomy Hypotony (12 mins) | : Surishti RAJ |
| 6. 14:06 - Current Updates and Expert Comments in Bleb Management in Early Post Operative Period (12 mins) | : Surinder S PANDAV |

Date :	05-04-2025
Time :	13:15-14:45
Hall :	Kadamb Hall 405

Panel Discussion :- (10 Mins)

Keynote Address - Tarek Eid: Hypotony after glaucoma surgeries: causes, risk factors, and management (10 Mins)

Refractive Lens Exchange: Innovations, Outcomes and Limitations

Chairs : Jorge ALIO, Sri GANESH, Bryan Hung Yuan LIN

Refractive lens exchange is a surgical modality of refractive surgery in which the dysfunctional crystalline lens is exchanged for an adequately selected premium IOL. The purpose is to reproduce the features of the human eye in terms of emmetropic refractive outcomes and near-vision spectacle independence. During this session, the different modalities to accomplish this goal will be presented, including the ethics of refractive lens exchange according to the different levels of risk-benefit of different clinical situations.

- | | |
|--|------------------|
| 1. 13:15 Refractive Lens Exchange: Its Role in Modern Refractive Surgery - 12 Mins | : Jorge ALIO |
| 2. 13:27 Risk-Benefit Analysis in Refractive Lens Exchange - 12 Mins | : Kamal KAPUR |
| 3. 13:39 Refractive Lens Exchange in Hyperopia - 12 Mins | : Ashvin AGARWAL |
| 4. 13:51 Refractive Lens Exchange in Presbyopia - 12 Mins | : Douglas KOCH |

Date :	05-04-2025
Time :	13:15-14:45
Hall :	Palash Hall - Grand Ball Room A

IC553 - Oops moments in Refractive surgery & managing them appropriately.

Gaurav LUTHRA

Date :	05-04-2025
Time :	13:15-14:45
Hall :	Palash Hall - Grand Ball Room C

Refractive Surgery Has Been Evolving Rapidly in Both, the Number of Techniques Available and the Number of Surgeons Adopting Them. with the Growing Numbers Comes the Possibility of Oops Moments Which Refractive Surgeons Should Learn to Anticipate, Prevent If Possible and Know How to Deal with When They Happen. Experienced Refractive Surgeon Instructors Will Showcase Oops Moments in MK and Femto LASIK, KLEX (SMILE), Surface Ablation and Phakic Lens Surgeries and How They Would Deal with Them. Video Assisted Talks Would Include Flap Complications (Striae, Free Flaps, Button Holes, Epithelial Ingrowths), Suction Loss Situations, Black Spots, Ectasia, Aborted ICL Insertions, Flipped Icls, High & Low Vaults Among Many Other Situations. At the End of the Course, Attendees Would Be Able to Confidently Deal with the Common and Not so Common Refractive Surgery Complications in Their Practice.

- | | |
|---|---------------------|
| 1. 13:15 - ASCOT in Phakic Lens planning (10 mins) | : Gaurav LUTHRA |
| 2. 13:25 - Oops Moments in SMILE Procedures (9 mins) | : Sachdev Mahipal S |
| 3. 13:34 - Flap Complications and How to Manage Them Correctly (9 mins) | : Kumar DOCTOR |
| 4. 13:43 - Oops Moments in Refractive Lens Exchange Surgery (9 mins) | : Ajay SHARMA |
| 5. 13:52 - Dealing with the Unhappy/ Dissatisfied SMILE/ Lasik Patient (9 mins) | : D. RAMAMURTHY |
| 6. 14:01 - Oops Moments in Surface Ablations (9 mins) | : Chitra RAMAMURTHY |
| 7. 14:10 - Refractive Surprise After Lvc- What to Do? (9 mins) | : Sonu GOEL |
| 8. 14:18 - SMILE / SMILE Pro - The journey & the Way forward. (8 mins) | : Rupal Shah |

Panel Discussion :- (15 Mins)

Keynote Address - Jodhbir MEHTA: Optimization Your Lenticule for Klex (10 Mins)

IC153 - Phaco Follies ..! How i wish i had a second chance..

Deepak MEGUR

Date :	05-04-2025
Time :	14:15-15:30
Hall :	Trade Room 1

Intra Operative Complications Are Integral to Most Surgeries.What Causes These Complications and Can They Be Prevented or Minimised..?this Video Course Tries to Answer These Questions. a Variety of Complications During Phacoemulsification Will Be Presented, Analysed and Ways to Prevent and Manage Them in a Better Way Will Be Discussed.The Complications Vary from Simple Ones to the Most Rare Ones. Descemet's Membrane Detachment, Anterior Capsular Tear, Posterior Capsular Tear, IOL Breakage, Fluid Misdirection, Supra Choroidal Hemorrhage Etc Will Be Demonstrated and Discussed. Apart from the Technical Tips and Clear Take Home Messages, the Experienced Panel Will Share Their Insights Into Managing the Surgeons Mind and Thought Process During These Complications.

- | | |
|---|-----------------------|
| 1. 14:15 - Understanding the Pathology of Unforced Errors - (5 mins) | : Deepak MEGUR |
| 2. 14:20 - Corneal Complications During Phaco ..How Do We Prevent Them? (10 mins) | : Rishi SWARUP |
| 3. 14:30 - Incisions & Hydrodissection - What Can Go Wrong? (10 mins) | : Samaresh SRIVASTAVA |
| 4. 14:40 - Posterior Capsule Tear - Do S and Dents (10 mins) | : Deepak MEGUR |
| 5. 14:50 - Hypermature Cataract - Problems Galore (10 mins) | : Nivean M |
| 6. 15:00 - Impending Nucleus and IOL Drop (10 mins) | : Sourabh PATWARDHAN |
| 7. 15:10 - IOL Troubles..! (10 mins) | : Bharathi MEGUR |

Panel Discussion :- (20 Mins)

IC251 - Using your own brain to diagnose neuro ophthconditions and prevent eye surgeon dementia

Date :	05-04-2025
Time :	14:15-15:30
Hall :	Trade Room 2

Quresh B. MASKATI

Too Often Patients with Neuro-Ophthalmology Conditions Are Either Referred to Specialized Neuro- Ophthalmologists in Distant Cities or Forced to Undergo Expensive Investigations Like Ct/mri and Then Referred to General Neurologists Leading to Great and Many a Time Needless Hardship to Patients. This Course Highlights Importance of Basic Clinical Signs, Symptoms and Simple Investigations Like Visual Fields and Colour Vision Tests Etc and How a Systematic Approach Can Lead to a Conclusive Diagnosis and in Many Cases Avoid the Necessity of Expensive Investigations. Proof of Concept Will Be Provided with Actual Case Reports. a Must Attend for General Ophthalmologists Looking to Sharpen Their Diagnostic Skills to Better Serve Their Patients. the More You Use Your Brain and Not Simply Your Hands (Doing Only Cataracts) the Lesser the Chances of You Developing Dementia in Your Old Age!

- | | |
|--|---------------------|
| 1. 14:15 - Introduction to the Course (3 mins) | : Quresh B. MASKATI |
| 2. 14:18 - Unexplained Visual Loss - What Have I Missed (12 mins) | : Quresh B. MASKATI |
| 3. 14:30 - Every Headache Does Not Require an Mri (12 mins) | : Madhavi BIJLANI |
| 4. 14:42 - Interesting Cases Diagnosed on History and Basic Investigations (16 mins) | : Navin JAYAKUMAR |
| 5. 14:58 - Visual Field Analysis - an Invaluable Tool (12 mins) | : Navin JAYAKUMAR |
| 6. 15:10 - What the Pupil Can Tell You and Clues from Ocular Motility (12 mins) | : Rashmin GANDHI |

Panel Discussion :- (8 Mins)

IC7 - X-treme Retina: A course on challenging retinal surgeries

Date :	05-04-2025
Time :	14:15-15:30
Hall :	Trade Room 3

Sangeet MITTAL

Vitreoretinal Surgery Has Far Advanced in the Last Decade, Coming to a Modern Area of Instrumentation and Better Approaches from the Retinal Surgeon, Making the Procedure Easier to Perform, Thus Contributing to a Better Follow up and Recovery from the Disease. Videos Are the Best Ways to Share and Gain Knowledge.

This Course Aims to Provide a Comprehensive Overview of Challenging Retinal Surgeries. the Course Will Consist of Video Presentations Followed by a Panel Discussion. the Video Presentations Will Cover the Latest Techniques and Technologies Used in Challenging Retinal Surgeries. the Panel Discussion Will Provide an Opportunity for Participants to Ask Questions and Engage in a Dialogue with Experts in the Field. the Course Will Also Cover the Management of Complications That May Arise During Challenging Retinal Surgeries. by the End of the Course, Participants Will Have Gained a Deeper Understanding of Challenging Retinal Surgeries and the Latest Advancements in the Field.

- | | |
|---|------------------------|
| 1. 14:15 - Extreme Cases of Retinal Detachment (10 mins) | : Neeraj SANDUJA |
| 2. 14:25 - Extreme Cases of Retinal Complications in Cataract Surgery (10 mins) | : Saurabh LUTHRA |
| 3. 14:35 - Extreme Cases of Advanced Diabetic Retinopathy (10 mins) | : Manisha AGARWAL |
| 4. 14:45 - Extreme Cases of Macular Surgeries (10 mins) | : Nishikant BORSE |
| 5. 14:55 - Extreme Cases of Retinal Trauma (10 mins) | : Jayanto Shekhar GUHA |
| 6. 15:05 - Extreme Cases of Retinal Surgery Miscellaneous (10 mins) | : Sangeet MITTAL |

Panel Discussion :- (15 Mins)

Guest Talk - : (10 Mins)

Madhya Pradesh Ophthalmological Society

Panelists : Shreya THATTE, Vasudha DAMLE, Rakesh SHAKYA, Mita JOSHI
Moderator : Rajeev GUPTA

Date :	05-04-2025
Time :	14:15-15:30
Hall :	Trade Room 4

Each talk is 6 mins, 15 minutes Discussion

“Clear Vision Amidst Complexity: Strategies for Successful Cataract Management in the Presence of Coexisting Conditions”

In This Illuminating Session, We Delve Into the Intricate Realm of Cataract Management Amidst the Backdrop of Coexisting Conditions. with an Ever-Growing Population Facing Multiple Health Challenges, Ophthalmologists Are Encountering an Increasing Number of Patients with Cataracts and Concurrent Medical Issues. This Session Aims to Equip Practitioners with Invaluable Insights and Practical Approaches to Optimize Outcomes in Such Complex Scenarios. from Diabetes to Neurological Conditions, from Age-Related Macular Degeneration to Glaucoma, to Unravel the Complexities and Chart a Course Towards Clearer Vision and Improved Patient Care. Let’s Join and Witness the Unveiling Clarity - Navigating Coexisting Conditions in Cataract Management.

S.No	Topic	Speaker
1.	14:15 Cornea and Clarity: Shedding Light on Cataract Management with Coexisting Corneal Pathologies	: Rahul SHUKLA
2.	14:21 Clearing the Haze: Managing Cataract Surgery with Coexisting Lens Challenges	: Rajeev CHOUDHARY
3.	14:27 Clarity Under Pressure: Illuminating Paths Through Combined Cataract and Glaucoma Challenges	: Vinita RAMNANI
4.	14:33 Clearing the Fog: Strategies for Cataract Surgery in the Presence of Ocular Inflammations	: O P AGRAWAL
5.	14:39 Tiny Eyes, Big Challenges: Cataract Surgery in Paediatric Patients	: Purendra BHASIN
6.	14:45 A Double Vision Dilemma: Navigating Cataract Surgery in Patients with Coexisting Retinal Pathologies	: Alok SEN
7.	14:51 Retinal Reflections: Cataract Surgery in the Shadow of Operated Vitreoretinal Patients	: Chawla GAJENDRA
8.	14:57 Beyond the Eye: Systemic Considerations in Cataract Management	: Shweta WALIA
9.	15:03 Clearing Vision in Injury: Navigating Trauma and Cataracts in Tandem	: Amit PORWAL

APPREA

Chair : Raj Vardhan AZAD
Co-chair : Peiquan ZHAO
Moderator : Pramod Sadashiorao BHENDE

Date :	05-04-2025
Time :	14:15-15:30
Hall :	Trade Room 5

1. Ped VR surgery: Basics including do’s and dont’s	: Raj Vardhan AZAD
2. Vitreoretinal surgery for FEVR	: Peiquan ZHAO
3. Surgery for XLRs	: Xioyan DING
4. Surgery for retinal detachment associated with regressed ROP	: Tariq Reza ALI
5. Surgery for Coats disease	: Gavin TAN
6. Surgery for PFV	: Wei-chi WU
7. Surgery for Retinal detachment with retino-choroidal Coloboma	: Pramod Sadashiorao BHEND

Strabismus & Pediatric Ophthalmology Society of India -Sub- Speciality Session

Chairpersons: Pramod Kumar PANDEY, Yogesh SHUKLA, Subhash DADEYA, Elizabeth JOSEPH, Leila MOHAN

Date :	05-04-2025
Time :	14:15-15:30
Hall :	Trade Room 6

1. 14:15 Complexities of the Infantile Esotropia
2. 14:22 What Have We Learnt from Pedig Studies
3. 14:29 Management of Small Angle Strabismus
4. 14:36 Decoding Abnormal Head Posture
5. 14:43 Duane's Retraction Syndrome
6. 14:50 Acute Acquired Comitant Esotropia
7. 14:57 Pre- Myopia; a Concept in Evolution
8. 15:04 Myopia; Newer Paradigms for Management

: Urmil CHAWLA
: Subhash DADEYA
: Elizabeth JOSEPH
: Shubhangi BHAVE
: Shreya SHAH
: Sumita AGARKAR
: Pramod Kumar PANDEY
: Yogesh SHUKLA

Each talk 7 minutes

IC52 - Phakic IOL Mastering till Perfection

Sonu GOEL

Date :	05-04-2025
Time :	14:45-16:00
Hall :	Brahmkamal Hall - Auditorium A

The Course Deals with Entire Gamut of Phakic Lenses. Starting with the Various Types. Focussing on Posterior Chamber Phakic Lens, the Material Qualities, Prop Patient Selection Criterions, Various Diagnostic Tools Available and Their Standardisation , Means to Calculate the Exact Size of Phakic Lenses. Which Being the Centrum of Success. Video Assisted Tips and Tricks for Successful Icl Surgery , Managing Intraop Complications, Post Op Vault Its Implications and Ways to Manage . Deals in Detail About Long Term Safety and Follow up . Guides the Begginer Surgeons in Establishing Phakic Lense Clinic .Comparison and Edge Over Other Refractive Surgeries Like Lasik and Smile . the Course Has Rich Faculty with Over Two Decades of Experience and Being Authorities in ICL Surgery. This Course Has Been One of the Highly Sought After Course Nationally and Internationally

1. 14:45 - Acrylic Vs Collamer, Setting the Right Expectation (8 mins)
2. 14:53 - Choosing the Right Patient and Right Sized Lense (8 mins)
3. 15:01 - Icl in Low Diopters Vs Te Prk Vs Lenticule (8 mins)
4. 15:09 - Long Term Outcomes (8 mins)
5. 15:17 - Managing the Nightmares (8 mins)
6. 15:25 - Setting up Phakic Lense Practise How to Build up (8 mins)
7. 15:33 - Vault. How Much and How Long is Safe (8 mins)
8. 15:41 - Video Assisted Near Live Getting It Right (8 mins)

: Partha BISWAS
: Sheetal BRAR
: Pooja KHAMAR
: Krishna Prasad KUDLU
: Gaurav LUTHRA
: Kamal Bandhu KAPUR
: Sanjay CHAUDHARY
: Sonu GOEL

Panel Discussion :- (10 Mins)

Keynote Address - Audrey ROSTOV: Managing the Unhappy Refractive Cataract Patient (10 Mins)

Guest Talk - Shreyas RAMAMURTHY: IPCL-One Step Refractive Solution (10 Mins)

IC26 - Raising the Bar in Refractive surgery

Chitra RAMAMURTHY

Date :	05-04-2025
Time :	14:45-16:00
Hall :	Brahmkamal Hall - Auditorium B

Refractive Surgery Has Made Great Inroads & the Technicalities & Optimization Processes Have Been Unparalleled. It Becomes Mandatory to Update Oneself & That is the Crux of This Course Wherein Each Topic Would Be Exact & Descriptive. the Latest Investigative Indices of Tomography, Epithelial Mapping & Biomechanical Markers Would Be Discussed in Relevance to Practice. Surface Ablations, Practice Guidelines, Xtra Procedures, Tgprk & CXL, TREK, PTK Would Be Discussed. Femtolasik, Would Cover Flap Striae, Epi Ingrowths, DLK, Regressions & How to Manage Each. Smile Has Varied Platforms & Specific Energy Optimization Processes, Approaches of Removing Lenticule, Managing Retained Lenticule & Newer Applications of Relex Would Be Discussed. Phakic Iols, the Right Approach in Normal and Abnormal Eyes and Retrieval Measures Would Be Highlighted. Out of the Routine, Debatable Case Scenarios Would Be Covered & Analysed & the Attendees Would Have a Very Gainful Understanding of the Complete Picture

- 14:45 - Recent Advances in the Investigative Tools in Refractive Surgery (10 mins) : **Gaurav LUTHRA**
 - 14:55 - Varied Applications of Surface Ablations - the Entire Gamut (10 mins) : **Chitra RAMAMURTHY**
 - 15:05 - Phakic IOLS - the Ideal Approach in Normal and Abnormal Eyes and Retrievals (10 mins) : **D. RAMAMURTHY**
 - 15:15 - SMILE - Optimising Outcomes of SMILE, Varied Approaches and Applications (10 mins) : **Shreyas RAMAMURTHY**
 - 15:25 - Getting Best of the Testing Times in Femtolasik - Epi Ingrowth, Flap Striae, DLK and Regressions (10 mins) : **Mahipal S. SACHDEV**
 - 15:35 - Challenging Case Scenarios - How Best to Intervene (10 mins) : **Kumar DOCTOR**
- Panel Discussion :- (15 Mins)**

Guest talk - Mohamed SHAFIK: Customised Surgery for Refractive and Therapeutic Corrections

IC476 - Cataract surgery in special situations

Malik K.P.S

Date :	05-04-2025
Time :	14:45-16:00
Hall :	Parijat Hall 201

Suboptimal Visual Outcomes Following an Uneventful Cataract Surgery Are Often Encountered by Best of the Surgeons. the Consequent Disappointment Can Be Averted by Detailed Counselling and Tailored Modifications in Biometry and Surgical Interventions. the Instruction Course Will Share the Special Biometry Techniques, Suitability of Type of IOL and Surgical Tips in Special Situations, Prone to Deviate from Post-Operative 20/20 Visual Acuity.

- 14:45 - Managing Pre-Existing Astigmatism-Toric IOL and Wound Modulation (15 mins) : **Malik K.P.S**
 - 15:00 - Pre-Existing Glaucoma (10 mins) : **Lahane Tatyrao PUNDLIKRAO**
 - 15:10 - Coexisting Pterygium (10 mins) : **Kamaljeet SINGH**
 - 15:20 - Diabetic Retinopathy-Role of OCT Macula and Anti-VEGF (10 mins) : **Neha GOEL**
 - 15:30 - Choice of Premium IOL Post Refractive Surgery (10 mins) : **Sanjay CHAUDHARY**
 - 15:40 - Micro-Ophthalmic Eye (10 mins) : **Malik K.P.S**
 - 15:50 - Post RK Cataract Surgery (10 mins) : **Ruchi GOEL**
- Panel Discussion :- (15 Mins)**

Keynote Address - Mouhcine BAKKALI: Management of Cataracts in Phakic IOL (10 Mins)

IC118 - Comprehensive Management of Diabetic Retinopathy

Ajit Babu MAJJI

Date :	05-04-2025
Time :	14:45-16:00
Hall :	Kesar Hall 202

Main Objective is to Educate PGS and GPS Regarding Management of DR and help Them, Contribute Towards Prevention of Blindness Due to Dr. Patients with PDR and Dme Associated with Deranged Systemic Parameters. Details Will Be Presented. Clinical Presentation and Classification, Especially, Various Grades of DR Will Be Shown, so That Audience Can Orient for an Appropriate Clinical Staging. Role of Diagnostic Modalities in Various Grades of Dr Will Be Dealt with. Clinical Examples to Help Attendees, Identifying Various Biomarkers and Counsel for Prognosis. PRP is the Standard of Care for PDR. the Procedure, Complications, Follow-Up and Supplemental Photocoagulation Will Be Discussed. Role of Anti Vegfs and Steroids Will Be Detailed Along with Pros and Cons. Surgery is an Option for Advanced PDR and Recalcitrant Dme. Results and Beneficial Effects of Surgery Will Be Discussed. by the End of the Ic, the Delegates Will Be Confident in Management of Dr at a Peripheral Center.

- | | |
|--|-------------------|
| 1. 14:45 - Systemic Parameters and Their Management in DR (10 mins) | : Kim RAMASAMY |
| 2. 14:55 - Clinical Presentation and Classification in Patient of DR (10 mins) | : Ajit Babu MAJJI |
| 3. 15:05 - Diagnostic Evaluation in DR and DME (10 mins) | : Vishali GUPTA |
| 4. 15:15 - Lasers in DR and DME, Management of Recurrences (10 mins) | : Ajay AURORA |
| 5. 15:25 - Role of Anti VEGFS and Steroids in PDR and DME (10 mins) | : Rajiv RAMAN |
| 6. 15:35 - Surgical Management of DR (10 mins) | : Sangeet MITTAL |

Panel Discussion :- (15 Mins)

Guest talk - Ramesh VENKATESH: VISION: Vital Insights on Strategies and Outcomes in Real World NAMD Management in INDIA (12 Mins)

AIOS International Glaucoma Symposium - AI and Evidence Based Medicine in Glaucoma

Chairperson : Surinder S PANDAV, Harsh KUMAR, Kirti SINGH, Parul ICHHPUJANI, Nitika BERI

Date :	05-04-2025
Time :	14:45-16:00
Hall :	Kumudini Hall 301

- | | |
|--|-----------------|
| 1. Surgical management of tube/migs erosions | : George KONG |
| 2. MIGS – An Update | : Shan LIN |
| 3. Risk Management strategies | : Michael COOTE |
| 4. Glaucoma Tubes : Do's and Don't's | : Keith BARTON |
| 5. Role of AI in Glaucoma management | : Vivek GUPTA |

IC119 - Simplifying strabismus: Managing basic to complex cases

Rohit SAXENA

Date :	05-04-2025
Time :	14:45-16:00
Hall :	Gulmohar Hall 302

Deciding Strabismus Management Can Be a Challenge Particularly as Recently Numerous Innovative Surgical Techniques Have Been Described for Different Conditions. the Result of Surgery Depends Upon the Meticulous Clinical Examination, Accurate Diagnosis and Appropriate Surgical Planning. While the Basic Approach to Surgical Planning is Known for Different Conditions; Each Case Needs to Be Dealt with Individually and Requires a Customized Plan After Understanding the Different Outcomes of Various Procedures. This Course Aims to Provide a Comprehensive Approach to Management of Strabismus as Well as to Discuss the Tailored Approach to Individual Cases of Strabismus Along with Highlighting the Fine Nuances of Surgery.

- | | |
|--|-------------------|
| 1. 14:45 - Introduction (5 mins) | : Rohit SAXENA |
| 2. 14:50 - How to Approach Esotropia (10 mins) | : Suma GANESH |
| 3. 15:00 - IDS: Management Decisions (10 mins) | : Digvijay SINGH |
| 4. 15:10 - Case Based Approach to III Nerve Palsy (10 mins) | : Rohit SAXENA |
| 5. 15:20 - Newer Approach to Managing IV Nerve Palsy (10 mins) | : Erick BOTHUN |
| 6. 15:30 - VI Nerve Palsy: Update (10 mins) | : REBIKA |
| 7. 15:40 - Duane's Retraction Syndrome: Customized Surgical Approach (10 mins) | : Swati PHULJHELE |

Panel Discussion :- (20 Mins)

Subthreshold Laser for Macula Diseases (SOLS)

Date :	05-04-2025
Time :	14:45-16:00
Hall :	Javakusum Hall 303

- | | |
|---|-----------------------|
| 1. Subthreshold Laser for CSCR | : Lihteh WU |
| 2. Subthreshold Laser for DME | : Anand RAJENDRAN |
| 3. Endorsed Society Guidelines for Subthreshold Laser | : Jay Kumar CHHABLANI |
| 4. Case Studies | : Marten BRELEN |

DAY 03 – SATURDAY

IC56 - Centration & Stabilisation Of The Capsular Bag & Intraocular Lens: Video Course

Date :	05-04-2025
Time :	14:45-16:00
Hall :	Champa Hall 304

Narang PRIYA

The Course Will Demonstrate Methods to Stabilise the Capsular Bag-IOL Complex During Phacoemulsification Surgery as Well as Post-Surgery. Immediate and Late Decentrations of the Bag-IOL Complex Will Be Showcased and Newer Devices and Methods to Stabilise the Bag-IOL Complex Will Be Highlighted with Video Based Presentations. the Video Course Tends to Cover the Entire Aspect of Stabilising the Bag-IOL Complex and Managing Associated Complications.

- | | |
|---|-------------------|
| 1. 14:45 - Addressing Zonulopathy with CTR's, Segments and Devices (15 mins) | : Boris MALYUGIN |
| 2. 15:00 - Management of Subluxation with Goretex (15 mins) | : Chee Soon PHAIK |
| 3. 15:15 - 3-Piece IOL in Sulcus & Optic Capture in Diffuse Zonulopathy (15 mins) | : David CHANG |
| 4. 15:30 - Techniques, Challenges & Complications in Bag-IOL Fixation (15 mins) | : Narang PRIYA |

Panel Discussion :- (15 Mins)

MAGIC OF SICS 2

Date :	05-04-2025
Time :	14:45-16:00
Hall :	Neelkamal Hall 305

Chairpersons : Amulya Nath SAHU, Nitin VERMA
Co chairpersons : Barun Kumar NAYAK, Satanshu MATHUR
Convener : B. N. R SUBUDHI
Co-Convener : Krishna Prasad KUDLU
Moderators : Ravi TREHAN, Usha A JOHARI
Discussants : Inder M. RUSTAGI, Nivean M, Premchandani SATISH, Nanda Ashok KUMAR

- | | |
|--|------------------------|
| 1. 14:45 Dr Sahu's 2mm MSICS: My Experience - (6 Mins) | : Karamjit SINGH |
| 2. 14:51 Dr Boramani's Customised Incision Cataract Surgery (CICS) - (6 Mins) | : Neeta DODWAD |
| 3. 14:57 Dr Sahu's 2mm MSICS & Its Ergonomics - (6 Mins) | : Nilutparna DEORI |
| 4. 15:03 Keynote Address:what I Learnt in Last 5 Years - 10 | : Ramesh C.SHAH |
| 5. 15:13 MSICS in Challenging Cases - (6 Mins) | : M.S. RAVINDRA |
| 6. 15:19 MSICS in Complex Situations - (6 Mins) | : Deepak MEGUR |
| 7. 15:25 Strategies for Zonular Dialysis - (6 Mins) | : Vignesh RAJA |
| 8. 15:31 Lazorex: New Slit Lamp Marking System for Astigmatism Management - (6 Mins) | : Jagdeep M. KAKADIA |
| 9. 15:37 Sia: Friend or Foe of MSICS - (6 Mins) | : Narendra Singh VERMA |

Panel Discussion :- (17 Mins)

Keynote Address - Ramesh C Shah: What I learnt in last 5 years (10 Mins)

Sustainability Symposium

Date :	05-04-2025
Time :	14:45-16:00
Hall :	Suryamukhee Hall 401

- Chairperson :** David CHANG
Moderator : Rengaraj VENKATESH
- | | |
|---|----------------------|
| 1. 14:45 Global Eye Sustain – David CHANG | : David CHANG |
| 2. 14:55 Sustainability in Ophthalmology – Narang PRIYA | : Narang PRIYA |
| 3. 15:05 Service Design and Sustainability – Dhivya RAMASAMY | : Dhivya RAMASAMY |
| 4. 15:15 Hospital Waste (Reduce, Reuse, Recycle) - Rengaraj VENKATESH | : Rengaraj VENKATESH |
| 5. 15:25 Sustainability in My Facility - Madhukar REDDY | : Madhukar REDDY |
| 6. 15:35 Sustainability Practices of Our Organisation – Uday GAJIWALA | : Uday GAJIWALA |

Panel Discussion :- (10 Mins)

The College of Ophthalmologists of Sri Lanka Ischaemic Optic Neuropathy

Chairperson / Moderator P. SRIHARANATHAN

Date :	05-04-2025
Time :	14:45-16:00
Hall :	Moulshree Hall 402

- 14:45 Pathophysiology and Classification of Ischaemic Optic Neuropathy - 10 mins : Mangala DISSANAYAKE
- 14:55 Differential Diagnosis of Optic Neuropathies: a Clinician's Guide - 10 mins : Bhagya WEERASINGHA
- 15:05 Imaging and Diagnostic Modalities for Ischaemic Optic Neuropathy - 10 mins : Ruwani PERERA
- 15:15 Management of Arteritic Anterior Optic Neuropathy (Aaion); Challenges and Strategies - 10 mins : Gayan WIJESUNDERA
- 15:25 Management of Non- Arteritic Anterior Ischaemic Optic Neuropathy (NAAION) - 10 mins : P SRIHARANATHAN

(Each Talk is 10 Mins with 2 Mins Discussion)

Endothelial Keratoplasty Learner's Group And Research Forum

Chairpersons : Pravin K Vaddavalli, Shigeru KINOSHITA, Namrata SHARMA
Moderator: Nidhi GUPTA

Date :	05-04-2025
Time :	14:45-16:00
Hall :	Kaner Hall 403

- 14:45 Aqueous Humour Modifying the Results of Ek - 12 Mins : Takefumi YAMAGUCHI
- 14:57 Using Young Donors for DMEK - 12 Mins : Nidhi GUPTA
- 15:09 Conquering the Challenges in DMEK - 12 Mins : Bruce ALLAN
- 15:21 How Far Can We Go with Endo-ART - 12 Mins : Bjorn BACHMANN
- 15:33 Cell Therapy in Clinics - 12 Mins : Shigeru KINOSHITA
- 15:45 AI Predicting Outcomes in EK - 12 Mins : Pravin K Vaddavalli

Each Talk is 12 Mins and Discussion 10 Mins

IC59 - Genetic testing in Pediatric Ophthalmology: When,Why,What-Case based approach

Jaspreet SUKHIJA

Clinical Diagnosis Coupled with Molecular Testing Has Significantly Changed the Way Many Ocular Diseases Can Be Managed. Genetic Testing Allows us to Diagnose, Prognosticate and Counsel the Patients and Possibly Have Targeted Therapy. However Because There Exists Clinical, Phenotypic and Genetic Heterogeneity It Becomes a Challenge When Ordering and Interpreting the Type of Genetic Tests. in This Instruction Course We Would Discuss Few Cases Covering Different Aspects of Pediatric Ophthalmology Along with Relevant Terminology with an Aim That at the End of the Course the Audience is Wiser When Ordering Tests, is Aware When to Test, What Type of Testing is Required and What Difference Can a Molecular Diagnosis Make.

- 14:45 - Genetic Testing in a Case of Strabismus (8 mins) : Shweta CHAURASIA
- 14:53 - Genetic Testing in a Case of Pediatric Cataract (8 mins) : Savleen KAUR
- 15:01 - Genetic Testing in Child with Retinal Abnormality (8 mins) : Deeksha KATOCH
- 15:09 - Genetic Testing in a Child with Optic Disc Pallor (8 mins) : Jaspreet SUKHIJA
- 15:17 - Genetic Testing in Pediatric Corneal Disorder (8 mins) : Sonam YANGZES
- 15:25 - Genetic Testing in a Case of Childhood Glaucoma (8 mins) : Sushmita KAUSHIK

Panel Discussion :- (20 Mins)

Keynote Address - Mariya MOOSAJEE: Masterclass in Genetic Eye Disease- Diagnostics and Therapeutics (10 Mins)

Free Papers - Final (Col. Rangachari Award Session)

Date :	05-04-2025
Time :	14:45-16:00
Hall :	Mogra Hall 404 B

Judges : Jyotirmay BISWAS, Chaitra JAYADEV, Kalpana Babu MURTHY, Sri GANESH, Rohit SHETTY, Gupta Amod KUMAR, Prashant GARG, Harbansh LAL, SK BASAK, Surinder S PANDAV, Prajna N.V

IC357 - Open your Eyes to Angle Closure- A Complete Guide for a Comprehensive Ophthalmologist

Date :	05-04-2025
Time :	14:45-16:00
Hall :	Kadamb Hall 405

Siddharth DIKSHIT

Primary Angle Closure Disease (ACD) Accounts for 50% of Glaucoma in INDIA and 70% of Glaucoma Blindness. Many AcD Patients Are Asymptomatic, Making Accurate Diagnosis Reliant on the Examiner's Skills. This Underscores the Importance of Comprehensive Ophthalmologists in Diagnosing AcD in the Community. Confusion Persists Regarding AcD, Such as the Need for Iridotomy and the Role of Clear Lens Extraction, with Practice Often Diverging from Evidence. The Eagle Study Has Failed to Impact Practice Patterns. Rarely Discussed Aspects Include Plateau Iris and the Role of the Iris and Choroid in Pathogenesis. Recent Advancements Include Improved Imaging & Portable Devices. MIGS May Reduce Risks When Used Appropriately. Complications in Surgeries Like Cataract and Trabeculectomy in Angle Closure Patients Are Often Avoidable but Keep Appearing. This Course Aims to Share Expertise from Across the Country to Enhance Knowledge and Provide a Comprehensive Overview of AcD Diagnosis and Management.

- 14:45 - Consciously Conservative: Indications & Technique of YAG PI & Iridoplasty (9 mins) : **Arijit MITRA**
- 14:54 - Unravelling the Mystery: ASOCT, UBM & Advances in Imaging (10 mins) : **Monisha NONGPIUR**
- 15:04 - Lens El Al: Role of Lens in Angle Closure, Differences with Phacomorphic (8 mins) : **Monisha NONGPIUR**
- 15:12 - Beyond the Lens: Mechanisms Related to Iris, Choroid (10 mins) : **Chandra Shekar C.S.**
- 15:22 - Eagle's Eyes: Clear Lens Extraction in Angle Closure (9 mins) : **George Ronnie J.**
- 15:31 - Crisis Management: Management of Acute Angle Closure (10 mins) : **Siddharth DIKSHIT**
- 15:41 - Approach with Caution: Trabeculectomy in Angle Closure- Indications, Precautions (9 mins) : **Sirisha SENTHIL**
- 15:50 - Does MIGS Have a Place Without Space?: MIGS in Angle Closure- Indications & Results (8 mins) : **Siddharth DIKSHIT**

Panel Discussion :- (17 Mins)

Keynote Address - Asrani Sanjay GIRDHARI: Diurnal IOP Control: How Important Is It? (10 mins)

IC432 - Planning cataract surgery in a patient with retinal pathology? - The must know points

Shrinivas M. JOSHI

Date :	05-04-2025
Time :	14:45-16:00
Hall :	Palash Hall - Grand Ball Room A

Current Cataract Surgeries Are an Epitome of Sophistication and Are Considered at Par with Refractive Surgeries. Planning in Difficult Cases or Facing Complications Can Be Challenging, Many a Times Requiring Intervention from Vitreoretinal Surgeons. This Ic Will Try and Help Cataract Surgeons to Be Better Prepared for Such Scenarios from the Planning Stage Till the Best Possible Outcome Stage.

- 14:45 - Planning a Premium IOL in Patient with Macular Pathology: Should You Do It? (10 mins) : **Shrinivas M. JOSHI**
- 14:55 - Diabetic Retinopathy and Cataract: Timing is the Key (10 mins) : **Kelkar Jai ADITYA**
- 15:05 - Uveitic Cataracts: all May Not Be Well! (10 mins) : **Mudit TYAGI**
- 15:15 - Anterior Vitrectomy: When, How and How Much? (10 mins) : **K V SATYAMURTHY**
- 15:25 - Day 2 Post Cataract Surgery, 1 Mm Hypopyon Seen: is It Tass or Endophthalmitis- How to Manage? (10 mins) : **A.S. GURUPRASAD**
- 15:35 - Post Cataract Surgery Cystoid Macular Edema : What, Why and How to Manage? (10 mins) : **Apoorva A.G.**
- 15:45 - Secondary IOL Options: What Do VR People Do? (10 mins) : **Giriraj VIBHUTE**
- 15:55 - Pigmentations on IOL: Why, How to Avoid & What to Do? (10 mins) : **Deepak MEGUR**

Panel Discussion :- (10 Mins)

Keynote Address - Malvika GUPTA: Clinical Case based comparative analysis of modern Ultrawidefield true colour funduscamera

IC90 - Glaucoma Kaleidoscope: Evolving patterns redefining management algorithms in glaucoma's of Asia

Kirti SINGH

Date :	05-04-2025
Time :	14:45-16:00
Hall :	Palash Hall - Grand Ball Room C

Glaucoma Management Has Redefined Boundaries with Evolving Understanding of Disease Pathology with a Strong Undertone of Patients' Ethnicity. Treatment Algorithms Based on These New Understanding to Effectively Treat Angle Closure Glaucoma Cases (ACG) and Pediatric Glaucoma, Specific to Asian Ethnicity Would Be Detailed in This Ic. Management Algorithms in ACG Based on Emerging Evidence of Lens and Iris Parameters, Alternative Laser Therapy, Evolving Paradigms in MIGS and Tubes, Tailored Therapy in Secondary ACG, Role of Combined Surgery in Advanced Glaucoma Scenarios Keeping in Mind Patient Profile Would Be Discussed. Evidence Based Therapy Based on Ocular Surface Alterations with Vigilance to Conjunctival Health, Phenotype Dictated Pediatric Glaucoma Management Would Also Be Covered. Topic Template Would Include, Evolving Evidence Followed by Surgeon's Adaptation of Same and Case Vignettes with Surgical Videos Emphasizing Challenges Faced and Treatment Outcomes.

- 14:45 - Effect of Ocular Surface Alterations in Glaucoma Management (9 mins) : **Arshi SINGH**
- 14:54 - Phenotypes in Congenital Pediatric Glaucoma Dictating Treatment Decisions (9 mins) : **Sushmita KAUSHIK**
- 15:03 - Impact of Lens and Iris Parameters in Angle Closure Glaucoma Management (10 mins) : **Kirti SINGH**
- 15:13 - Alternative Lasers in Angle Closure Glaucoma (9 mins) : **Arun Kumar NARAYANASWAMY**
- 15:22 - Evolving Paradigms in MIGS and Tubes in Angle Closure Disease (9 mins) : **Siddharth DIKSHIT**
- 15:31 - Role of Combined Lens and Glaucoma Surgery in Advanced Angle Closure (9 mins) : **Annu JOON**
- 15:40 - Surgical and Non-Surgical Options in Secondary Angle Closure Glaucoma (9 mins) : **Suneeta DUBEY**

Panel Discussion :- (10 Mins)

Keynote Address - Marc de SMET: Glaucoma - the Hidden Scourge of Uveitis (10 Mins)



APAO Leadership Development Program



PROGRAM GOALS

- Spot ophthalmology's **future leaders**
- Empower them to **promote** the **ophthalmology** field locally and regionally
- Launch program graduates into **leadership positions**
- Foster **collegiality** among regional ophthalmology society leaders
- Cultivate a **culture of service** for ophthalmology society

KEY TAKEAWAYS

- **Enhance Leadership Skills:** Receive intensive training and one-on-one mentorship
- **Expand Network:** Connect with influential ophthalmology leaders across the Asia-Pacific region
- **International Exposure:** Participate in two prestigious APAO Congresses
- **Drive Positive Change:** Shape ophthalmology's future, make a community impact

ADMISSIONS

Each member organization and council member of APAO may submit ONE nomination for consideration by the LDP Selection Committee. Individual applications will not be accepted. The nominee should fulfill the following criteria:

- A visionary future leader with passion and determination to serve the profession and society at-large
- A qualified eye doctor
- Highly proficient in English
- Agree to participate in all elements of the LDP
- Under the age of 50

FOR MORE INFORMATION



Website:

<https://apaophth.org/apao-ldp/>

Email:

ldp@apaophth.org



LDP
APAO
Leadership
Development
Program



FACEBOOK

<https://www.facebook.com/APAOphth/>



X (Twitter)

<https://twitter.com/APAOphth>





The 40th Asia-Pacific Academy of Ophthalmology Congress
In Conjunction with
The 83rd Annual Conference of the All India Ophthalmological Society



DAY 4

6th APRIL – SUNDAY

(Blue color in table indicates International Program)



<https://www.facebook.com/AIOSSC>
<https://www.facebook.com/APAOphth/>



<https://aios-scientificcommittee.org/>
<https://apaophth.org/>



<https://www.youtube.com/@AIOSSC>
<http://video.apaophth.org/>

IC274 - Enhancing monofocality, enhancing life !

Sheetal BRAR

Date :	06-04-2025
Time :	08:00-09:30
Hall :	Amaltas Hall - B101 A

This Instructional Course Would Aim at Diving Deep Into the Currently Available Enhanced or Advanced Monofocal IOLS : the Science Behind These Technologies, Patient Selection Criteria, and Clinical Outcomes Based on Surgeons and Patient Experiences as Well as Peer Reviewed Literature. The Course Instructors Would Discuss General and Specific Technologies in Detail, with Case Based Examples for Better Understanding of the Audience. Both Theoretical and Practical Applications, Comparisons with Monofocal and Extended Depth of Focus Technologies and Other Presbyopia Correcting Lenses Would Create an Interesting Discussion Amongst the Faculty and Audience. Course Content Will Be Unbiased and Scientific with Emphasis Given to Scientific Content Without Promotion of a Specific Brand or Company IOLS.

1. **08:00** - Enhanced Monofocal IOLS- a Game Changer in My Premium Cataract Practice (12 mins) : **S.P.S. GREWAL**
2. **08:12** - How Do I Place Enhanced Monofocal IOLS in My Practice - Counselling / Pricing / Insurance Aspects (12 mins) : **Sonu GOEL**
3. **08:24** - Patient Selection and Eligibility Criteria for Enhanced Monofocal IOLS (12 mins) : **Anagha HEROOR**
4. **08:36** - Principles and Overview of the Currently Available Enhanced Monofocal IOL Technologies (12 mins) : **Anurag MISHRA**
5. **08:48** - Four Haptic Design of a New Toric Enhanced Monofocal IOL- Clinical Outcomes and Rotational Stability (12 mins) : **Sheetal BRAR**
6. **09:00** - Comparison Study Between Clinical Outcomes of Two Enhanced Monofocal IOLS (12 mins) : **Namrata SHARMA**

Panel Discussion :- (18 Mins)

IC596 - Optimising anterior segment ocular trauma outcomes

Bhupesh SINGH

Date :	06-04-2025
Time :	08:00-09:30
Hall :	Amaltas Hall - B101 B

Anterior Segment Ocular Trauma Can Manifest from Simple Epithelial Defect to Corneal Tear to Lens Subluxation and in Many Other Ways. Management of Ophthalmic Trauma is an Evolving Specialty and with the Advent of Newer Techniques and Technology the Prognosis of These Cases Can Be Improved. In This Video Based Instruction Course We Will Demonstrate the Various Anterior Segment Ocular Trauma Scenarios and Their Appropriate Management. We Aim to Familiarize Anterior Segment Surgeons with Various Advances in the Medical and Surgical Management of Anterior Segment Ocular Trauma. the Management of Corneal Tear, Lens Subluxation, Iris Sphincter Tear, Iridodialysis, Traumatic Aniridia, Etc. Will Be Discussed in Detail. Medicolegal Concerns for Ophthalmologists Will Be Covered. This Course Will Give the Attendees Insight About Prognosticating Trauma Cases.

1. **08:00** - Principle of Corneal Tear Repair (10 mins) : **Karan BHATIA**
2. **08:10** - Management of Post Traumatic Corneal Scar (10 mins) : **Anu MALIK**
3. **08:20** - Pupilloplasty Techniques (10 mins) : **Bhupesh SINGH**
4. **08:30** - Iridodialysis Repair (10 mins) : **Prafulla Kumar MAHARANA**
5. **08:40** - Management of Traumatic Aniridia (10 mins) : **Sudhank BHARTI**
6. **08:50** - Management of Traumatic Cataract (10 mins) : **Jatinder Singh BHALLA**

Panel Discussion :- (15 Mins)

Keynote Address - Alkesh CHAUDHARY: Different Ways to Manage Dislocated IOL (Video Assisted) (10 Mins)

IC328 - Next-Gen Retinal Imaging: Transformative OCTA Applications and AI Integration

Date :	06-04-2025
Time :	08:00-09:30
Hall :	Brahmkamal Hall - Auditorium B

Ankur SINGH

The Field of Ophthalmic Diagnostics is Experiencing a Revolutionary Shift with the Advent of Optical Coherence Tomography Angiography (OCTA), Now Enhanced by Cutting-Edge AI Technologies. This Instruction Course Delves Into the Latest Advancements in OCTA, Emphasizing Its Transformative Role in Retinal Imaging and Its Integration with Artificial Intelligence. This Year's Course Offers an In-Depth Exploration of OCTA, Focusing on How AI is Enhancing Its Applications and Capabilities. Participants Will Gain a Comprehensive Understanding of OCTA's Principles and Its Practical Applications in Diagnosing Complex Retinal and Choroidal Disorders. The Course Highlights the Evolving Role of AI in Refining OCTA's Diagnostic Accuracy and Efficiency, Providing a Forward-Looking Perspective on Its Integration Into Routine Clinical Practice.

- 08:00 - Mastering OCT-A: Interpretation, Toolkit, and Addressing Artifacts (12 mins) : **Devesh KUMAWAT**
- 08:12 - Clinical Insights of OCT-A in Diabetic Retinopathy and Retinal Vascular Pathologies (12 mins) : **Vinod KUMAR**
- 08:24 - OCTA Applications: Age-Related Macular Degeneration, Polypoidal Choroidal Vasculopathy, & Beyond (12 mins) : **Bhuvan CHANANA**
- 08:36 - Exploring Wide-Field OCTA and Insights Into Macular Telangiectasia (Mac-Tel) (12 mins) : **Pradeep KUMAR**
- 08:48 - Posterior Uveitis: Enhancing Diagnostic Accuracy with OCTA (12 mins) : **Aniruddha AGARWAL**
- 09:00 - AI Innovations in OCT-A: a Game Changer for Ophthalmic Imaging (12 mins) : **Ankur SINGH**

Panel Discussion :- (18 Mins)

Keynote Address - Vishali GUPTA: Imaging in Retinal Inflammations : When, What and Why (10 Mins)

IC464 - Road ahead for private practice - What they didn't teach us in medical school

Date :	06-04-2025
Time :	08:00-09:30
Hall :	Parijat Hall 201

Kamal Bandhu KAPUR

Our Medical Curriculum Teaches us to Become Great Clinicians Full Stop. but Nothing About the Journey to Start a Practice Which is Almost Imperative to Most Graduates. The Challenges of This Do Not End with Post- Graduation but Rise Much After It. The Process of Setting up a Practice, Rising Demands of Standards of Patient Care, Unhappy Patients, Litigations, and the Growing Mandate for Accreditation from Agencies Cannot Be Dismissed. In This Digital Age, When Healthcare Has Been Accepted as a Service, Merely Being a Good Clinician is Insufficient. But Building a Team and Medico-Legal Precautions, Digital Outreach to Increase Footfalls, and Ways to Increase Patient Satisfaction in Addition to Good OPD Patient Handling Skills Can Take a Small Business Rise to the Next Level. As a Group That Has Seen These Difficulties and Has Managed to Rise from the Ashes to Multiple Centers Across INDIA, We Want to Share Our Experiences on the Issues That Matter in Real Life.

- 08:00 - The Road to Private Practice - Solo ? Joint ? or a Job ? Threadbare Pros and Cons (10 mins) : **Sonu GOEL**
- 08:10 - Enhancing Patient Delight and Experience to Build Patient Referrals (12 mins) : **Anjani KHANNA**
- 08:22 - Master the Art and Science of Patient Conversations and Conversions (12 mins) : **Vineet SEHGAL**
- 08:34 - Building Your Brand – Mastering Ethical Internal and External Marketing (10 mins) : **Satanshu MATHUR**
- 08:44 - “Amplifying Your Presence “ by Riding the Social Media (10 mins) : **Isha ACHARYA**
- 08:54 - “How to Wow” Tips on Delighting Your Unhappy Patients (13 mins) : **Kamal Bandhu KAPUR**
- 09:07 - Medico-Legal Aspects- Planning and Documentation (10 mins) : **Karthikeya R**

Panel Discussion :- (10 Mins)

Keynote Address - Manilal Odhavji CHOTALIYA: Humour (Laughter) - a Cost Free, Instant, Best Medicine (10 Mins)

IC445 - Aqueous Drainage Implant Surgery: Optimising Outcomes and Managing Post Operative Complications

Date :	06-04-2025
Time :	08:00-09:30
Hall :	Kesar Hall 202

Puthuran GEORGE

This Course with Aid of Edited Surgical Videos Will Cover a Number of Practical Issues Involved in Aqueous Drainage Implant Surgery (AGV, AADI, Ahmed Clear Path and Paul Glaucoma Implant) in Refractory Adult and Paediatric Glaucoma. Wet Lab Training to Perfect a Safer Surgery System for Tubes Will Be Discussed. After Description of the Basic Methods of Implantation, Modifications in Implantation Techniques Needed for Sulcus Placement, Pars Plana Tube Insertion and a Repeat Tube Will Be Covered. Early and Late Post-Op Hypotony, Hypertensive Phase and Tube and Plate Related Complications Will Be Reviewed and Management Strategies with Special Emphasis on Prevention Will Be Discussed. At the End of the Course, the Attendee Will Be Able to (1) Understand the Surgical Technique and Role of Aqueous Drainage Implants in the Management of Refractory Glaucoma (2) Recognise Problems Encountered with the Procedure, and (3) Be Able to Institute Appropriate Measures to Resolve Them.

- | | |
|--|------------------------|
| 1. 08:00 - Indications and a Safer Surgery System for Tubes (10 mins) | : Vidya RAJA |
| 2. 08:10 - Preventing and Managing Early / Late Hypotony and Hypertensive Phase (10 mins) | : R. SHARMILA |
| 3. 08:20 - Preventing and Managing Tube Blockage and Tube Cornea Touch (10 mins) | : Puthuran GEORGE |
| 4. 08:30 - Preventing and Managing Tube Retraction and Tube Exposure (10 mins) | : Sirisha SENTHIL |
| 5. 08:40 - Tubes in Complex Situations - Sulcus Placement, Pars Plana Tube Insertion and Previous Failed Gdd (10 mins) | : Indira DURAI |
| 6. 08:50 - Tubes in the Paediatric Age Group-Special Considerations (10 mins) | : Rashmi KRISHNAMURTHY |
- Panel Discussion :- (15 Mins)**

IC233 - Bailout IOL Options From Basic To Advanced In The Absence Of Capsular Support - A Video Course

Date :	06-04-2025
Time :	08:00-09:30
Hall :	Kumudini Hall 301

K V SATYAMURTHY

When There is No Capsular Support in a Case Where You Have Promised an IOL These Bailout Options Come to Your Rescue. There Are a Lot of Developments in These Techniques. This Video Course Displays Not Only the Various Currently Popular Techniques but Also Latest Advancements in These Methods. This Course is Aimed at Discussing the Nuances, Giving a Lot of Practical Tips to the Delegates And Enable Them to Perform Them with Ease.

- | | |
|---|----------------------|
| 1. 08:00 - Course Introduction (3 mins) | : K V SATYAMURTHY |
| 2. 08:03 - ACIOL Re Visited (8 mins) | : Arup CHAKRABARTI |
| 3. 08:11 - Tips on Iris Claw IOL Implantation (8 mins) | : Deepak MEGUR |
| 4. 08:19 - Iris Claw IOL Implantation in Special Situations (8 mins) | : Shreesha Kumar K. |
| 5. 08:27 - Scleral Fixation of IOL with Dumbbell Technique (8 mins) | : A.S. GURUPRASAD |
| 6. 08:35 - Intra Scleral IOL Fixation with Advanced Techniques (8 mins) | : Shrinivas M. JOSHI |
| 7. 08:43 - Advances in Scleral Fixation of IOL with Expanded PTFE SUTURE (8 mins) | : K V SATYAMURTHY |
- Panel Discussion :- (24 Mins)**

IC406 - Recent advances in Imaging in glaucoma

Dewang ANGMO

Date :	06-04-2025
Time :	08:00-09:30
Hall :	Gulmohar Hall 302

The Course Will Introduce the Attendee to a Comprehensive Overview of Various Investigations in Glaucoma, Including Basic Principle, Uses, Interpretations, Artefacts and Various Tips & Tricks. It Would Be an Interactive Case Based Approach with Discussions Which Will Ensure the Delivery of Practical Knowledge to the Audience That Can Be Directly Applied to Their Daily Clinical Practice. The Main Aim of Course is to Familiarize the Practitioner with Practical Tips of Various Investigations. The Procedures That Will Be Discussed Would Be Video Assisted Wherever Possible and Includes Gonioscopy, Role of ASOCT and UBM, OCT – RNFL and GCC, Visual Fields and Role of OCTA in Glaucoma. This Course Will Also Include the Recent Advances.

- | | |
|--|------------------------|
| 1. 08:00 - Course Introduction and Objectives (5 mins) | : Dewang ANGMO |
| 2. 08:05 - Gonioscopy, Gonio Photography & Advances (10 mins) | : Gazella Bruce WARJRI |
| 3. 08:15 - ASOCT – Clinical Utility & Research Tool (15 mins) | : MONISHA |
| 4. 08:30 - Ultrasound Bio Microscopy (UBM) (10 mins) | : Dewang ANGMO |
| 5. 08:40 - OCT – Diagnosis & Monitoring, Pearls & Pitfalls (15 mins) | : Tanuj DADA |
| 6. 08:55 - OCTA – ONH & Bleb – What Does It Add? (15 mins) | : Surinder S PANDAV |
| 7. 09:10 - Case Studies & Discussion (10 mins) | : Suneeta DUBEY |

Panel Discussion :- (10 Mins)

Guest Talk - Arshi SINGH: FDC in Glaucoma management (10 Mins)

IC270 - Managing complex and complications of cataract surgery

Piyush BANSAL

Date :	06-04-2025
Time :	08:00-09:30
Hall :	Javakusum Hall 303

The Course Will Be a Surgical Video and Informative Session Demonstrating Management of Complex Cataract Surgeries with Unique Tips and Pearls as Well as Managing Complications of Cataract Surgery

- | | |
|--|------------------|
| 1. 08:00 - Aphakia/secondary IOL (10 mins) | : Sachin MAHULI |
| 2. 08:10 - Cystoid Macular Edema (10 mins) | : Pranav SALUJA |
| 3. 08:20 - Endophthalmitis (10 mins) | : Rajeev JAIN |
| 4. 08:30 - Nucleus Drop (10 mins) | : Saumil SHETH |
| 5. 08:40 - Pearls for Complex Cataract Surgery from a VR Surgeon (10 mins) | : Piyush BANSAL |
| 6. 08:50 - TASS (10 mins) | : Kartikey SINGH |

Panel Discussion :- (15 Mins)

Keynote Address - Nanda Ashok KUMAR: Preventing Posterior Capsular Rent (10 Mins)

DAY 04 – SUNDAY

IC463 - Oops in Ophthalmic Plastic Surgery

Tarjani DAVE

Date :	06-04-2025
Time :	08:00-09:30
Hall :	Champa Hall 304

The Theme of This Unique Course Will Be In-Depth Discussion on Complications of Common Ophthalmic Plastic Surgery Cases. Presenters Will Be Prominent Global Faculty Hailing from Practice and Institutes Alike and Known for Their Astute Surgical Acumen and Fantastic Orations. This Course Will Have Sessions Dealing with Managing Complications of Ptosis Repair, Blepharoplasty, Eye Socket Surgery, Orbital Fracture Repair, Dacryocystorhinostomy and Managing Recurrent Surface, Eyelid and Orbital Tumors. This Course Will Benefit the Accomplished Ophthalmic Plastic Surgeons to Further Their Skills, and Also the Budding and Fresher Surgeons to Get a Taste of Managing Complications of Common Ophthalmic Plastic Surgery Procedures.

- | | |
|--|-------------------------|
| 1. 08:00 - Eyelid Ptosis Repair: Eyelid Lift and Repair: End Your Despair (10 mins) | : Hunter YUEN |
| 2. 08:10 - Eyelid Blepharoplasty: Tricky Cases in Finicky Faces: Managing Complications in Blepharoplasty (10 mins) | : Stephanie YOUNG |
| 3. 08:20 - Eye Socket: Its all About the Base: Tackling Implant Migration, Exposure and Extrusion (10 mins) | : Raghuraj HEGDE |
| 4. 08:30 - Orbital Trauma: from Badly Hit to Fighting Fit: Navigating Sub- Optimal Orbito-Facial Reconstructions (10 mins) | : Tarjani DAVE |
| 5. 08:40 - Lacrimal: Drip, Drop, Drip, Drop, This Clock Must Be Stopped: Revision DCR (10 mins) | : Ho-Seok SA |
| 6. 08:50 - Oncology: Tame the Flame: Your Rescue Measures in Surface, Eyelid and Orbital Tumors (10 mins) | : Anasua Ganguly KAPOOR |

Panel Discussion :- (10 Mins)

Update - Reaching the Unreached : Taking Ophthalmic Care to the Community

Date :	06-04-2025
Time :	08:00-09:30
Hall :	Neelkamal Hall 305

Chairman : Arun SETHI
Co- Chairman: J.S. TITYAL, Rohit SHETTY
Moderator : Reena SETHI
Co- Moderators : Phanendra Babu NUKELLA, Prafulla K. MAHARANA
Panel Discussants: Frank MARTIN, Clement C. THAM, Dennis LAM, Reuben BELFORT, Ava HOSSAIN, Peter McCLUSKEY, Keith MARTIN, Charles McGHEE

- | | |
|---|----------------------|
| 1. Taking Ophthalmic Care : To The Community | : Arun SETHI |
| 2. The Lvepi Approach To Community Ophthalmology | : G.N. RAO |
| 3. Cataract Surgery : Sight Restoration Cost Effective Approach | : Reena SETHI |
| 4. Reaching The Unreached : The Arunodaya Saga | : Heena DHARAMDASANI |
| 5. Community Eye Care Based Services By Aiims | : Pravin VASHISHT |
| 6. Taking Eye Care To The Doorsteps Of Slums | : S. NATRAJAN |
| 7. Diabetic Retinopathy : A Community Based Approach | : Vaibhav SETHI |
| 8. Glaucoma Awareness And Control : The Way Forward | : Sahebaan SETHI |
| 9. Expert Judges Panel : MR R.D. THULASI RAJ, Madhu BHADURIA, Ashi KHURANA, Vinod DANIEL, Robert RITCH, Robert WEINREB, Cintia De PAIVA , Richard PARRISH II | |

each presentation ; 8 Minutes ONLY

Paper Discussion / Remarks ; 2 Mins Max

IC248 - Advanced Strategies for Mastering Small Incision Cataract Surgery (SICS) in Complex Ocular Conditions

Date :	06-04-2025
Time :	08:00-09:30
Hall :	Suryamukhee Hall 401

Kamaljeet SINGH

Small Incision Cataract Surgery (SICS) is Widely Practiced in INDIA and Holds Particular Value in Developing Countries Due to Its Efficiency and High Visual Quality Outcomes. This Advanced Course is Designed for Experienced SICS Surgeons, Focusing on Innovative Strategies for Managing SICS in the Presence of Coexisting Ocular Conditions Such as Corneal Opacity, Uveitis, Glaucoma, Subluxation, and Astigmatism. Participants Will Learn Customised Techniques for These Specific Conditions, Methods to Enhance Surgical Precision and Safety, and Strategies to Minimise Complications and Improve Postoperative Outcomes. The Course is Led by a Distinguished Faculty with Extensive Experience in SICS and Surgical Education, Demonstrating Advanced Techniques and Addressing Challenging Scenarios. Surgeons Will Gain Practical Skills to Adapt SICS Techniques for Complex Cases, Leading to Improved Patient Care, Reduced Complication Rates, and Superior Visual Outcomes.

- | | |
|--|-----------------------------|
| 1. 08:00 - SICS in Hard Cataract (8 mins) | : Malik K.P.S |
| 2. 08:08 - SICS in Corneal Diseases (8 mins) | : Lahane Tatyrao PUNDLIKRAO |
| 3. 08:16 - SICS in Glaucoma (8 mins) | : Ruchi GOEL |
| 4. 08:24 - SICS in Subluxated Cataract (8 mins) | : Ragini Hasmukhray PAREKH |
| 5. 08:32 - SICS in Small Pupil (8 mins) | : S.P. SINGH |
| 6. 08:40 - SICS in Coexisting Pterygium (8 mins) | : Kshama DWIVEDI |
| 7. 08:48 - SICS in Astigmatism (8 mins) | : Pranav SALUJA |
| 8. 08:56 - Modifications in SICS (8 mins) | : Kamaljeet SINGH |

Panel Discussion :- (15 Mins)

IC350 - Developmental Corneal Abnormalities: A Systematic Approach in Unraveling the Diagnosis

Date :	06-04-2025
Time :	08:00-09:30
Hall :	Moulshree Hall 402

Muralidhar RAMAPPA

This Course Presents the Diagnostic Evaluation, Differential Diagnosis, and Management of Developmental Corneal Abnormalities in Childhood. the Role of Imaging in Accurate Diagnosis Will Be Discussed, Along with Medical and Surgical Therapies, Glaucoma Management, and Visual Rehabilitation.

- | | |
|---|----------------------|
| 1. 08:00 - Corneal Endothelial Alterations in Developmental Abnormalities of Anterior Segment (10 mins) | : Sunita CHAURASIA |
| 2. 08:10 - UBM and Flying Baby AS-OCT – Game Changers (10 mins) | : Sushmita KAUSHIK |
| 3. 08:20 - Preoperative Evaluation, Critical Period Assessment, and Aiming of Surgical Intervention (10 mins) | : Radhika TANDON |
| 4. 08:30 - Nuances in Pediatric Keratoplasty (10 mins) | : M. VANATHI |
| 5. 08:40 - Clinico-Pathologic Correlation of Corneal Keloids in Children (10 mins) | : Muralidhar RAMAPPA |
| 6. 08:50 - Axenfeld Rieger Anomaly: Diagnosis and Management (10 mins) | : A. K. MANDAL |
| 7. 09:00 - The Pediatric Cornea in Health and Disease: Clinicopathological Correlations of Specific Disorders (10 mins) | : Edward Deepak PAUL |
| 8. 09:10 - Cornea Plana (10 mins) | : Meena LAKSHMIPATHY |

Panel Discussion :- (10 Mins)

Keynote Address - Venkata AVADHANAM: Collagen Cross-Linking Beyond Keratoconus (10 Mins)

IC551 - Masterclass on Diabetic Retinopathy : Step by Step from Basics till 2025 & the growing role of AI

Date :	06-04-2025
Time :	08:00-09:30
Hall :	Kaner Hall 403

Ajay AURORA

There is an Epidemic of Diabetes Mellitus, Larger Number of Diabetic Retinopathy(DR) Patients and Increasing Numbers of VTDR (Vision Threatening Dr). This Course Will Present a Stepwise Approach in Managing DR from the Basics to Recent Developments . You Will Learn About :1) Clinical Tips of Early Diagnosis of PDR and Role of Multimodal Imaging 2) pathophysiology of DR, Importance of Metabolic Control and VTDR Predicting Biomarkers 3) Learnings from the Clinical Trials 4) Antivegf: Which, Why and When? 5) Role of Steroids: When to Administer and Routes of Delivery 6) Role of Lasers (Conventional, Micropulse, Navilas) & Their Pros & Cons 7) vitrectomy in Dr: Indications, timing and Technique 8) Nuances of Cataract Surgery in Dr. 8) Howai is Shaping Our Approach & Its Future Role in Dr? We Will Present Everyday Clinical Situations with Multimodal Imaging ,Videos & Clear Take Home Messages. We Will Share an Algorithmic Approach with Handouts Enabling Attendees Manage Dr Confidently.

- | | |
|---|-------------------|
| 1. 08:00 - Introduction, Epidemiology, Pathophysiology, Judicious Imaging & Algorithmic Management Planning (10 mins) | : Ajay AURORA |
| 2. 08:10 - Role of Anti VEGF in Dr : Learnings from the Clinical Trials and Real Life Data (8 mins) | : Dinesh TALWAR |
| 3. 08:18 - DME : Clinical Presentation, Role of Steroids , Lasers and Surgery (8 mins) | : Vishal AGRAWAL |
| 4. 08:26 - Current Role of Laser in Dr in Antivegf Era and Newer Lasers (Micropulse, Navilas and Others) (8 mins) | : Bhuvan CHANANA |
| 5. 08:34 - Vitreoretinal Surgery in PDR: Timing, Step-Wise Technique and Tips for Safe Surgery (8 mins) | : Lalit VERMA |
| 6. 08:42 - Cataract Surgery in DR: Timing, Technique & Choice of IOL & Collaboration with VR Colleague (8 mins) | : Ritu AURORA |
| 7. 08:50 - AI in Diabetic Retinopathy: Current Status and Future Prospects (8 mins) | : Rajiv RAMAN |
| 8. 08:58 - What is New in Diabetic Retinopathy : Diagnosis and Management Today and Tomorrow (8 mins) | : Manisha AGARWAL |

Panel Discussion :- (9 Mins)

Keynote Address - V SAMPAT: Experience of Using Faricimab Diabetic Macular Edema -
Solution to Double Whammy (10 Mins)

IC441 - Retinal vein occlusion A to Z

Sarita BERI

Date :	06-04-2025
Time :	08:00-09:30
Hall :	Mogra Hall 404 A

Retinal Vein Occlusion (RVO) is Commonly Encountered in Retina Clinic all Over the World. Its Timely Diagnosis and Management is Not Only Useful for the Eye but Also for the Whole Body. As It Reflects the General Vascular Status of the Whole Body. Aim of This Course is to Make Attendee Under Stand the Basic Etiopathology, Diagnosis and Management of RVO. This Course Also Includes Review of all the Trials Done for the Management of of RVO Till Date. Role of Steroids, Anti Vegf and Photocoagulation Will Be Discussed with Real Case Scenario.

- | | |
|---|-----------------------|
| 1. 08:00 - Overview Types and Etiopathogenesis of Rvo (10 mins) | : Neha Chawla GULIANI |
| 2. 08:10 - Evaluation of Retinal Vein Occlusion-Case Based Discussion (15 mins) | : Sarita BERI |
| 3. 08:25 - Clinical Trials Targeting Rvo (15 mins) | : Rahul BHATIA |
| 4. 08:40 - Management Strategy-Anti-Vegf/intravitreal Steroids (10 mins) | : Aditya SHARMA |
| 5. 08:50 - Role of Retinal Photo Coagulation in RVO (10 mins) | : Bharti ARYA |

Panel Discussion :- (15 Mins)

Keynote Address - Pawan Puneet MALHOTRA: Guest Talk : Approach and Surgical Management
of Subretinal Bleeds in Various Ocular Pathologies (8 Mins)

Facial Cosmetic Surgery: The New Frontier for Ophthalmology

Chairperson: Debraj SHOME
Moderators: Robert GOLDBERG, Tanuj NAKRA
Convenor: Masashi MIMURA
Co-Convenors: Ho Seok SA, Nattawut WANUMKARNG
Panelists: Diwa LAMICHHANE, Harika REGANI, Kaushambi RANPARA, Pallavi SINGH, Prerana TAHILIANI, Shilpa Taneja MITTAL, Vishal SHARMA

Date :	06-04-2025
Time :	08:00-09:30
Hall :	Mogra Hall 404 B

- 08:00 - Why should you learn Facial Cosmetic Surgery and how to get trained and accredited - 12 minutes : Debraj SHOME
- 08:12 - Upper Eyelid Blepharoplasty and Asian Blepharoplasty - 12 minutes : Ho Seok SA
- 08:24 - Lower Blepharoplasty, SOOF Lift & Mid Face Lift - 12 minutes : Pimkwan JARU
- 08:36 - Temporal and Endoscopic Brow Lifting - 12 minutes : Robert GOLDBERG
- 08:48 - Non Surgical and Surgical Rhinoplasty - 12 minutes : Tanuj NAKRA
- 09:00 - Deep Plane Face Lift with Fat Transfer - 12 minutes : Debraj SHOME

Panel Discussion :- (18 Mins)

Anterior Segment (Mixed Bag)

Chairs: Ananth D, Aditi AGARWAL, Anchal GUPTA

Date :	06-04-2025
Time :	08:00-09:30
Hall :	Kadamb Hall 405

- Comparison of VA changes in two leading Trifocal IOL's : Ananth D
- Immunology - Immunomodulators : What's new! : Aditi AGARWAL
- T-cell Target therapy : A new paradigm in OSD treatment; Lifitegrast: My early experience : Anchal GUPTA

IC517 - 'Real world applications of Corneal Diagnostics': A case based approach!

Amit GUPTA

Date :	06-04-2025
Time :	08:00-09:30
Hall :	Palash Hall - Grand Ball Room A

Diagnostic Modalities of the Cornea Have Expanded Exponentially in the Last Few Years. In Addition to the Well-Established Role of Corneal Topography/tomography, Anterior Segment OCT and Specular Microscopy, Newer Modalities Include Swept Source ASOCT, Corneal Epithelial Thickness Mapping, Advanced Imaging and Quantification of the Tear Film, Corneal Biomechanics Measurements and Ray Tracing Aberrometry. With an Ever Increasing Number of Corneal and Lens Based Surgeries Being Performed Worldwide, Component Keratoplasty Replacing Full Thickness Transplants, and Advances in the Management of Keratoconus/other ECSTATIC Diseases, Each of These Diagnostic Modalities Can Play a Specific Role in Enhancing Patient Outcomes. This Course Will Aim to Demonstrate the Clinical Applications of These Diagnostic Modalities in the 'Real World' Scenario Through a Case Based Approach with Ample Time Being Provided for Audience Interaction.

- 08:00 - Why all Ophthalmologists Need to Sensitize Themselves to the Newer Technology (5 mins) : Amit GUPTA
- 08:05 - Ray Tracing Aberrometry (iTrace) for Corneal and Lens-Based Refractive Surgeries (12 mins) : Anchal THAKUR
- 08:17 - Elevation Based Tomography with the Pentacam Axl: Expanding Indications (12 mins) : Amit GUPTA
- 08:29 - Swept Source ASOCT: Applications for the Anterior Segment Surgeon (12 mins) : Chintan Singh MALHOTRA
- 08:41 - Corneal Biomechanics-When and Why! (12 mins) : Sonam YANGZES
- 08:53 - Tear Film Diagnostics: Lipiview and Lipiflow! (12 mins) : SK BASAK

Panel Discussion :- (10 Mins)

Keynote Address - Yun FENG: Quantitative Study in Tears: Sensing Platform for Trace Malondialdehyde Detection in Tears (10 Mins)

IC528 - Target 20/ happy- While providing Freedom from Glasses after Cataract surgery - Evidence based

Date :	06-04-2025
Time :	08:00-09:30
Hall :	Palash Hall - Grand Ball Room C

Elankumaran PASUPATHI

Cataract Surgery is still the Most Common Refractive Surgery We Perform. With Modern “Refractive” Cataract Surgery, We Have the Ability to Remove the Cataract and Improve Vision by Correcting Astigmatism and Presbyopia at the Same Time. “Will I See 20/20 After the Procedure?” Is the Most Common Question Patients Ask us. While Asking and Providing 20/20 is a Norm Rather Than Exception, Expectations Around Time Needed for Neuroadaptation is Critical to Success. Despite the Refractive Success, There Remains a Subset of Patients Who Are Not Satisfied with the Final Vision Obtained. This IC Will Address the Problems a Surgeon Faces & the Advantages and Disadvantages of the Different Technologies Available with Evidence Available in the Literature.

1. **08:00** - Choosing the Right Machine, Metrics, Formulae to Provide Freedom from Glasses - Evidence Based (9 mins)
2. **08:09** - Matching the IOL to the Needs of the Patient - Evidence Based (9 mins)
3. **08:18** - EDOF Vs Trifocals Vs Enhanced Monovision - Current Scenario & Evidence Based (9 mins)
4. **08:27** - Advanced IOLS Firefighting & Avoiding Pitfalls - Evidence Based (9 mins)
5. **08:36** - Tackling Astigmatism in Cataract Surgery - Evidence Based (9 mins)
6. **08:45** - Management of Residual Refractive Error / Refractive Surprise - Evidence Based (9 mins)
7. **08:54** - Using Spherical Aberrations to Our Advantage (9 mins)

: **Shahbaaz MOHD**

: **Arvind VENKATARAMAN**

: **Kumaran MURUGESAN**

: **Elankumaran PASUPATHI**

: **Y. UMESH**

: **Subhash PRASAD**

: **Elankumaran PASUPATHI**

Panel Discussion :- (12 Mins)

Keynote Address - Subodh PUROHIT: Dos and Don'ts in Premium Iols (10 Mins)

IC77 - Protocols & Infection Control Practices in Ophthalmic Operation theatre

Date :	06-04-2025
Time :	08:00-09:15
Hall :	Trade Room 1

Samrat CHATTERJEE

The Operation Theatre (OT) Complex is the Sanctum Sanctorum of Any Eye Care Facility. Asepsis and Antisepsis in Ophthalmic OT Are Essential to Prevent Post-Operative Endophthalmitis. Prevention of Infection in the OT Starts at the Beginning Stage, During Construction, and Then It is a Continuous Process, That Needs to Be Diligently Implemented Daily, and Monitored at the Same Time. Any Break in This Chain Can Have Devastating Effect on the Patient and the Eye Care Facility. All Ophthalmologists Should Know About the Specifications of an Ideal OT, Cleaning & Sterilization Practices, Personnel Movement and Behavior Inside the OT, and Monitoring of These Practices. This Instruction Course is Designed for This Purpose. at the End of This Course, the Participant Will Be Familiar with How to Design an Ot Complex, Implement Standardized Cleaning and Sterilization Protocols, Staff Behavior and Surveillance Procedures.

1. **08:00** - Importance of Operation Theatre Surveillance (5 mins)
2. **08:05** - Ideal Ophthalmic Operation Theatre (15 mins)
3. **08:20** - Instrument Cleaning & Sterilization (15 mins)
4. **08:35** - Operation Theater Surveillance (10 mins)
5. **08:45** - Etiquettes in Operation Theatre (15 mins)

: **Samrat CHATTERJEE**

: **Deepshikha AGRAWAL**

: **Anupam SAHU**

: **Samrat CHATTERJEE**

: **Mihir MISHRA**

Panel Discussion :- (15 Mins)

IC76 - Mastering the Complexities in Pediatric Cataract Surgery: Challenges and Advanced Solutions

Date :	06-04-2025
Time :	08:00-09:15
Hall :	Trade Room 2

Aditya SETHI

This Course Delves Into the Intricate Aspects of Pediatric Cataract Surgery, Addressing the Complexities and Challenges That Ophthalmologists Face, and Delivering Important Tips Overcoming Them. Leading Experts Will Share the Latest Innovations, Surgical Techniques Including Important Pearls Simplifying Steps, and Management Strategies to Overcome Obstacles and Enhance Patient Outcomes. Participants Will Gain In- Depth Knowledge and Practical Insights to Navigate the Most Challenging Pediatric Cataract Cases, Covering Basic Complexities (Early Learners) and Mastering the Complex Scenarios Too , with Confidence.

1. **08:00** - Dealing with Traumatic Pediatric Cataracts: a Battle That Wins the War! (8 mins) : **Shruti NISHANTH**
2. **08:08** - Latest Innovations in Pediatric Cataract Surgery: What's Relevant and What's Not! (12 mins) : **Jitendra Nenumal JETHANI**
3. **08:20** - Learning to Locking the IOL and Finding the Key in Approaching Anterior Vitrectomy in Pediatric surgery (8 mins) : **Vaishali VASAVADA**
4. **08:28** - Mastering Anterior and Posterior Capsulorrhexis in Basic to Complex Pediatric Cataract Situations (12 mins) : **Kanwal NISCHAL**
5. **08:40** - Pediatric Cataract Surgery in Special Situations: Colobomas, Microphthalmos, Lenticonus, and More (12 mins) : **Ramesh KEKUNNAYA**
6. **08:52** - What to Do Post-Op? Rehabilitation, Amblyopia Management, Dealing with Strabismus and Myopic Shift! (8 mins) : **Aditya SETHI**

Panel Discussion :- (10 Mins)

DAY 04 – SUNDAY

Jharkhand Ophthalmological Society

Hot Debates in Cataract Surgery

Session In-charge: Bharti KASHYAP
Expert Panel: Harbansh LAL, Krishna Prasad KUDLU, Rajendra PRASAD, Pooja KHAMAR, B P KASHYAP

Date :	06-04-2025
Time :	08:00-09:15
Hall :	Trade Room 3

(Duration: 75 Mins, 6 Mins Each Speaker, 3 Mins Expert View)

- | | |
|--|--|
| <ol style="list-style-type: none"> 1. Pseudo Exfoliation Cataract with Astigmatism and Glaucoma
08:00 Expert Panel
08:03 Phaco Trab with Toric IOL
08:09 Phaco Trab with Non-Toric Monofocal IOL 2. Keratoconus with Cataract
08:15 Expert Panel
08:18 RGP contact lens with Monofocal IOL
08:24 Toric IOL 3. Unilateral Cataract
08:30 Expert Panel
08:33 Monofocal IOL
08:39 Trifocal IOL 4. 50 Year Old Clear Lens, Wants Spectacle Independence
08:45 Expert Panel
08:48 Presbyopic IPCL
08:54 Clear Lens Extraction 5. Capsulorhexis in Intumescent White Cataract
09:00 Expert Panel
09:03 Zepto assisted Capsulorhexis
09:09 Sewing Needle Micro Capsulotomy | <p>: Harbansh LAL
: Bharti KASHYAP
: Bibbhuti KASHYAP</p> <p>: Krishna Prasad KUDLU
: Reena SINGH
: Pooja KUMARI</p> <p>: Rajendra PRASAD
: Nitin G. DHIRA
: S. K. MITRA</p> <p>: M. VANATHI
: Bibhuti BHUSHAN
: B P KASHYAP</p> <p>: B P KASHYAP
: Sujoy SAMANTA
: Nilendu Dutta MISHRA</p> |
|--|--|

Current Concept - Running a Successful Cataract Practice: Tips for Stand Alone Practitioners

Date :	06-04-2025
Time :	08:00-09:15
Hall :	Trade room 4

Parul SONY

After completing residency, or after additionally working in an institution setting, many of us opt for a stand-alone (solo) practice. To achieve the goal of a successful cataract practice there are many challenges that one is faced with, starting from the equipment choice and necessity, infrastructure requirements, staffing, the insurance empanelments and whether or not go in for electronic medical record system. These choices have diverse ramifications including cost, utilization, revenue potential and also in creating one's brand and USP. This IC uncovers the never-taught practical, hands-on, ground-up aspects for beginners to make sensible choices while setting up a cataract practice including the OPD and the OT.

- | | |
|--|---|
| <ol style="list-style-type: none"> 1. 08:00 Over View of the IC - 5 Mins 2. 08:05 Measuring it right: the Biometry (Contact Vs Immersion Vs Optical) - 10 Mins 3. 08:15 Incorporating the premium IOLs: Offering the Best - 10 Mins 4. 08:25 The Accreditation Advantage: Should one go for it? - 10 Mins 5. 08:35 EMR and TPA empanelments: Going Paperless & Cashless - 10 Mins 6. 08:45 Does one need to market oneself?: The tips & tricks - 10 Mins | <p>: Parul SONY
: Deepa GUPTA
: Parul SONY
: Ashish LALL
: Garodia Vinay KUMAR
: Anchal GUPTA</p> |
|--|---|
- Panel Discussion - 20 Mins**

Update - Traumatic Cataract: Practical Pearls A Video Case-Based Approach

Date :	06-04-2025
Time :	08:00-09:15
Hall :	Trade Room 5

Moderator: Rakesh Shakya

Panelists: Partha Biswas , Nihal Hassan, Rajiv Choudhary, Prateep Vyas

Traumatic cataract poses complex situations that can be potentially vision-threatening and associated with Corneal tear, Intraocular foreign body , Glaucoma ,Iridodialysis , endophthalmitis etc. The key to performing phaco emulsification/cataract surgery successfully in these scenarios is meticulously planning the surgery and other secondary procedures is of optimal value. Cataract surgery may be performed immediately or may be deferred for few weeks. This video-assisted interactive course will not only enlighten the audience about the basic management of different types of traumatic cataracts but also give them insight into the advanced management of various difficult situations. and combined procedures. Experts from all over the country will share their knowledge with the video-based cases with an emphasis on surgical tips and tricks.

- | | |
|---|-----------------------|
| 1. 08:00 Traumatic subluxated cataract – surgical pearls - 10 Mins | : Purendra BHASIN |
| 2. 08:10 Managing traumatic cataract with corneal tear with and without iridodialysis -8 Mins | : Gautam Singh PARMAR |
| 3. 08:18 Traumatic cataract with glaucoma - 10 Mins | : Prateep VYAS |
| 4. 08:28 Traumatic cataract with Intra-Ocular Foreign Body - 8 Mins | : Vinod Kumar SINGH |
| 5. 08:36 Approach to case of Traumatic Phacocoele - 8 Mins | : Rakesh SHAKYA |
| 6. 08:44 Post-traumatic Endophthalmitis with cataract: managing the worst - 10 Mins | : Arvind Kumar MORYA |
| 7. 08:54 Managing Aphakia post traumatic cataract surgery by Secondary IOL - 10 Mins | : Rajiv CHOUDHARY |
| Panel Discussion - 11 Mins | |

BCLA INDIA Dry Eye Workshop 2025

Date :	06-04-2025
Time :	08:00-13:00
Hall :	Trade Room 6

- 08:00 Welcome and Intros - Sònia Trave HUARTE and - Sarah FARRANT 10 Min
 - 08:10 Lecture: Current Understanding from TFOS II - Sònia Trave HUARTE - 30min
 - 08:40 Lecture Current Understanding from Lifestyle Report – Part 1 - (Elective Medications, Environmental, Societal/lifestyle) - Sarah FARRANT - 30min
 - 09:10 Lecture Current Understanding from Lifestyle Report – Part 2 - (Cosmetics, CLS, Nutrition, Digital) - Sònia Trave HUARTE - 30 Min
- BREAK**
- 09:40 Contact Lenses in a Dry Eye Patient - Sarah FARRANT - 30min
 - 10:10 Lecture How to Conduct Dry Eye Work up and Evaluation in Clinic - Sònia Trave HUARTE - 30min
 - 10:40 Lecture – Management of Dry Eye - Sarah FARRANT - 30min

LUNCH

BCLA INDIA Dry Eye Workshop 2025

Date :	06-04-2025
Time :	14:00-16:00
Hall :	Amaltas B101 A

- Live Patient Demo - Full Work up
 - Symptoms / Questionnaires
 - Diagnostics (CSI?)
 - DX Walk-Through
 - MG Walk-Through
 - Management
 - MG Walk-Through
- Skills Workshop Slit Lamp Diagnostics - Sònia Trave HUARTE and Sarah FARRANT - 1:30 Hrs
- Hands-On Workshop Sònia Trave HUARTE and Sarah FARRANT 1:30 Hrs

IC539 - Journey of IOL in 75 yrs

Arup BHAUMIK

Date :	06-04-2025
Time :	09:15-10:30
Hall :	Trade Room 1

I, Intra Ocular Lens Just Completed My Journey of 75 Yrs Inside of Human Eye. I Was Under Gone Tremendous Changes Since I Was Born in 1949 by a Doctor Sir Harold Ridley. I Will Be Pleased If You Discussed My Modification, My Upgradation in Your Coming Conference

- | | |
|---|--------------------|
| 1. 09:15 - Design of First IOL and Changes Till Foldable IOL (15 mins) | : Ayan MOHANTA |
| 2. 09:30 - Basics of EMV IOL and EDOF IOL (15 mins) | : Arup BHAUMIK |
| 3. 09:45 - Evolution of Diffractive IOL : How Far We Have Reached (15 mins) | : Anurag MISHRA |
| 4. 10:00 - Refractive IOL Has Changed Look : Coming with Big Solution (15 mins) | : Siddhartha GHOSH |
| 5. 10:15 - Recent Future of IOL Design (10 mins) | : Sugato PAUL |
| 6. 10:25 - IOL Design to Prevent PCO and Dysphotopsia (10 mins) | : Abhijeet DESAI |

IC83 - Controlling myopia progression - turning the dream into reality

Shrikant WAIKAR

Date :	06-04-2025
Time :	09:15-10:30
Hall :	Trade Room 2

Myopia Has Reached Epidemic Proportions Today. There is an Immediate Need for all Ophthalmic Practitioners to Incorporate the Myopia Control Measures Into Clinical Practice. A Number of Modalities for Myopia Control Are Available for Clinical Use. Experienced Instructors Would Cover all Modalities in Complete Details. This Would Include the Lifestyle Modifications, Optical Control Such as Bifocal Contact Lens, Special Glasses for Myopia Control Eg Stellast, Miyosmart and Myocare Glasses and Pharmacotherapy Including Atropine . The Role of Orthokeratology Would Be Covered in Details. in the End There Would Be a Panel Discussion and Questions from Course Participants Would Be Taken to Clarify Any Doubts.

- | | |
|--|---------------------|
| 1. 09:15 - Myopia Epidemic and Concept of Myopia Control (10 mins) | : Shrikant WAIKAR |
| 2. 09:25 - Myopia Control Strategies (10 mins) | : Kavitha NATARAJAN |
| 3. 09:35 - Life Style Modulation for Myopia Control (10 mins) | : Sagarika PATYAL |
| 4. 09:45 - Pharmacological Control of Myopia Progression (10 mins) | : Jaspreet SUKHIJA |
| 5. 09:55 - Optical Control of Myopia Progression (10 mins) | : Rishikesh MAYEE |
| 6. 10:05 - Role of Overnight Orthokeratology in Controlling Myopia | : Shrikant WAIKAR |

Panel Discussion :- (15 Mins)

Andhra Pradesh Ophthalmic Society

Future Trends in Ophthalmology

Chairperson : C S SANDHYA
Co- Chairperson : C V Gopala RAJU
Convenor : G R REDDY
Moderator : Madhu UDDARAJU

Date :	06-04-2025
Time :	09:15-10:30
Hall :	Trade Room 3

Each talk is 12 mins

- | | |
|---|-------------------------|
| 1. 09:15 AI & Integrated Cataract Work Flow - 12 mins | : C V Gopala RAJU |
| 2. 09:27 Structural & Functional Correlation of Retinal Ganglion Cells - 12 mins | : G R REDDY |
| 3. 09:39 Cornea & Refractive Surgery – Evolving Trends - 12 mins | : Madhu UDDARAJU |
| 4. 09:51 Retinal Surgeries in Pursuit of Refractive Outcomes & Emerging Technologies - 12 mins | : Madhu KUMAR |
| 5. 10:03 Oculoplasty & Ocular Oncology – Into the Future - 12 mins | : Anasua Ganguly KAPOOR |
| 6. 10:15 Collaborative Innovation – How Engineers Are Shaping the Future of Ophthalmology - 12 mins | : Ashok VARDHAN S |

Q & A with Discussion All

Current Concepts: Visionary Mastery: Ophthalmology Clinical Techniques for Postgraduates for Walk-In OPD Patients

Date :	06-04-2025
Time :	09:15-10:30
Hall :	Trade Room 4

Saloni GUPTA

This instruction course, tailored for postgraduates, dives into core aspects of ophthalmology workups. The latest advancements in corneal diagnostics, cataract and refractive evaluations, providing attendees with the expertise to tackle complex corneal issues. Retinal Revelations would equip participants with the skills needed to uncover the hidden aspects of retinal diseases. Participants would gain an in-depth look at glaucoma detection techniques, emphasizing the integration of OCT and visual field analysis for its management. Next talk presents a comprehensive approach to evaluation and intricacies of oculoplastic and oncological assessments. Lastly, Squint Secrets focuses on strabismus assessment methods and cutting-edge diagnostic tools, ensuring accurate squint analysis and effective treatment planning. This course promises to enhance participants' diagnostic acumen & clinical proficiency, ensuring they are well-equipped to handle walk-in patients in OPD.

- | | |
|--|-----------------------------|
| 1. Corneal Conundrums & Cracking the Refractive Code - 12 Mins | : Saloni GUPTA |
| 2. Cataract Chronicles: Comprehensive Evaluation - 12 Mins | : Nabeel FIROZ |
| 3. Squint Secrets: Precision in Eye Alignment - 12 Mins | : Himani THAKUR |
| 4. Glaucoma Gateways: Navigating Pressure Pathways - 12 Mins | : Rishi SETHI |
| 5. Oculoplasty Odyssey: Unveiling Oncology Insights - 12 Mins | : Sahil AGRAWAL |
| 6. Retinal Revelations & Decoding Uvea Secrets - 12 Mins | : Shailender Kumar CHOUHARY |

Current Concepts: Pediatric Ocular Pathologies: Exploring etiologies, diagnostic challenges & therapeutic advancements

Date :	06-04-2025
Time :	09:15-10:30
Hall :	Trade Room 5

Rishi Raj SINGH

This IC provides a sweeping examination of the intricate complexities of pediatric eye diseases, encompassing:

- Congenital conditions: Cataract, ROP, Glaucoma, Tumors
- Acquired conditions: allergic eye diseases
- Refractive errors: myopia, hyperopia, astigmatism in the pediatric population

It explores cutting-edge diagnostic techniques, including advanced imaging modalities, electrophysiology, and molecular diagnostics. Novel therapeutic modalities, such as gene therapy, stem cell therapy, and pharmacological interventions, are also discussed. Evidence-based management strategies, including surgical approaches, are examined, highlighting the nuances of pediatric ocular care and the imperative for multidisciplinary collaboration among ophthalmologists, pediatricians, and other healthcare professionals

- | | |
|--|--------------------|
| 1. Pediatric Cataract Surgery: Expert Insights and Techniques - 10 Mins | : Jagat RAM |
| 2. Retinopathy of Prematurity: Cutting-Edge Management Options and Future Directions - 10 Mins | : Mangat Ram DOGRA |
| 3. Pediatric Keratoplasty: Mastering Long-term Follow-up and Optimization Strategies -10 Mins | : Ashok SHARMA |
| 4. Pediatric Ocular Tumors: Comprehensive Management Strategies - 10 Mins | : Neiwete LOMI |
| 5. Pediatric Ahmed Glaucoma Valve (AGV) Implantation: Step-by-Step Video-Assisted Approach - 10 Mins | : Gaurav GUPTA |
| 6. Myopia: A Tsunami of Vision Impairment - Comprehensive Management Solutions - 10Mins | : Rohit GUPTA |
| 7. Management Options for Pediatric Eye Allergic Pathologies - 10 Mins | : Rishi Raj SINGH |

IC1005 - When the Going Gets Tough in Cataract Surgery: A Video Symposium

Vignesh RAJA

Date :	06-04-2025
Time :	09:45-11:15
Hall :	Brahmkamal Hall - Auditorium A

- | | |
|--|-------------------|
| 1. 09:45 - Management of Zonular Dialysis (10 mins) | : VIGNESH RAJA |
| 2. 09:55 - Management of Small Pupil (10 mins) | : Madhu UDDARAJU |
| 3. 10:05 - Management of Posterior Capsule Rupture (10 mins) | : Minu M. MATHEN |
| 4. 10:15 - Management of Rock Hard Cataract and How to Abandon Phaco (10 mins) | : Sunil THANGARAJ |
| 5. 10:25 - Management of Intumescent Cataract (10 mins) | : Siva KUMAR |
| 6. 10:35 - IOL Implantation in the Absence of Capsular Support (10 mins) | : Tun Kuan YEO |

IC540 - Target 20/20 In Cataract Surgery

Jatinder Singh BHALLA

Date :	06-04-2025
Time :	09:45-11:15
Hall :	Amaltas Hall - B101 A

Today's Cataract Surgeons Have the Most Advanced Machines and Premium IOLS Available to Them, and Patient Expectations Regarding Surgical Outcomes Are at an All-Time High. Cataract Surgery Has Become a Refractive Surgery . Emmetropia After Cataract Surgery is a Expectation for Most Patients. The Key to Achieving This Result Comes Down to IOL Calculation Formulae, Surgeon's Technique , Proper Selection of IOL According to Patient Profile /Occupation . Presence of Previous Refractive Surgery & Retinal Pathology May Complicate the Expected Results Even After Excellent Surgery. The IC Will Prepare You to Achieve Consistent & Reproducible 20/20 Results in Close to 100% of Your Cases

- | | |
|---|-------------------------|
| 1. 09:45 - Perfect Biometry (12 mins) | : Jatinder Singh BHALLA |
| 2. 09:57 - Perfect Surgery - Consistent & Reproducible Results (10 mins) | : Santosh BHIDE |
| 3. 10:07 - Targeting the Astigmatism & Reshaping the Cornea Where We Are Off Target (10 mins) | : Piyush KAPUR |
| 4. 10:17 - Achieving 20/20 with PCR (10 mins) | : Manchanda NEERAJ |
| 5. 10:27 - Optimising Toric IOL Accuracy (10 mins) | : Parul M. SHARMA |
| 6. 10:37 - Cataract Surgery in Post Retinal Surgery Eyes (10 mins) | : Sachin MAHULI |

Panel Discussion :- (13 Mins)

Keynote Address - Alkesh CHAUDHARY: Management of Pcd (Video Assisted) (10 Mins)

Glaucoma AI and Imaging

Chairs : Ching-yu CHENG, Ronnie GEORGE, Ki Ho PARK

Date :	06-04-2025
Time :	09:45-11:15
Hall :	Amaltas Hall - B101 B

The APO 2025 glaucoma session "Glaucoma AI and Imaging" explores the integration of artificial intelligence (AI) with advanced imaging techniques to improve the diagnosis, management, and monitoring of glaucoma. The session will showcase novel AI applications that enhance ocular imaging accuracy and reliability, potentially leading to earlier detection and personalized treatment plans. It will also discuss the hurdles and ethical considerations in implementing AI in clinical settings, highlighting the balance between technological advancements and patient care standards. This session aims to provide ophthalmologists with insights into the future of glaucoma care, where AI and imaging converge to offer superior patient outcomes.

- | | |
|--|---------------------|
| 1. 9:45 AI Implementation to Enhance Glaucoma Workflows - 8 Mins | : Benjamin XU |
| 2. 9:53 The Promise and Challenges of AI in Glaucoma Management - 8 Mins | : Fei LI |
| 3. 10:01 Use of Teleophthalmology and AI for Glaucoma Detection in Developing Countries - 8 Mins | : Venkatesh R |
| 4. 10:09 Application of ROTA in Glaucoma Diagnosis - 8 Mins | : Christopher LEUNG |
| 5. 10:17 AI in Genetic Risk Stratification for Glaucoma - 8 Mins | : Toru NAKAZAWA |
| 6. 10:25 The Cost-Effectiveness of Glaucoma Screening With AI - 8 Mins | : Ningli WANG |
| 7. 10:33 The Pearls of NTG Diagnosis - 8 Mins | : Ki Ho PARK |

National Symposium - Diabetic Retinopathy

Chairpersons : Lalit VERMA, Taraprasad DAS, Piyush BANSAL, Sunil GANEKAL , Sanjay MISHRA, Sharad BHOMAJI

Date :	06-04-2025
Time :	09:45-11:15
Hall :	Brahmkamal Hall - Auditorium B

- | | |
|---|------------------------------|
| 1. Evidence in medical management of DME | : Muna BHENDE |
| 2. Epidemiology & role of AI in Diabetic retinopathy | : Praveen VASHIST |
| 3. New insights into DME/DR management via biomarkers | : Santosh Gopi Krishna GADDE |
| 4. How DR Telescreening has improved timely management | : Kim RAMASAMY |
| 5. Imagining in diagnosis & management | : Manisha AGARWAL |
| 6. Surgical implications of VR interface in DR - case based | : Vivek Dave |
| 7. Is earlier vitrectomy better in Vision threatening PDR? | : Shobhit CHAWLA |
| 8. Pearls of surgical management of DR | : Ajit Babu MAJJI |

National Symposium - Cornea

Chairpersons : Samar Basak, Quresh Maskati, Jeewan Titiyal, Pravin Krishna
Moderators: Shweta Agarwal, Manpreet Kaur

Date :	06-04-2025
Time :	09:45-11:15
Hall :	Parijat Hall 201

- | | |
|--|-----------------------|
| 1. AI applications in corneal diseases | : Sayan Basu |
| 2. Evolution of transplants from PK to DMEK and beyond | : Vikas Mittal |
| 3. Advanced CXL: indications and new horizons | : Himanshu Matalia |
| 4. Insights in managing corneal neovascularization | : Manisha Acharya |
| 5. Ocular surface reconstruction in unilateral chemical injury | : Paras Mehta |
| 6. Eye-banking and its future: what needs to be done | : Pravin K Vaddavalli |

National Symposium : Ocular Trauma

Discussants : Ashok Kumar GROVER, Jayanta Kumar DAS, Subhash DADEYA, Shakeen SINGH, Sanjiv MOHAN, Purendra BHASIN, J.K.S. PARIHAR, Mehul SHAH, Prashant BAWANKULE, Moreker Sunil RATILAL, Tuli DEVEN

Date :	06-04-2025
Time :	09:45-11:15
Hall :	Kesar Hall 202

Challenging Case Presenter

1. Orbit
2. Lid
3. Eom
4. Cornea
5. Lens
6. Retina
7. Optic Nerve
8. Glaucoma

: Akshay NAIR
: Rwituja THOMAS
: Shreya SHAH
: Sushank BHALERAO
: Deepanshu AGRAWAL
: Diva Kant MISRA
: Wadkar
: Prasanna Venkatesh RAMESH

National Symposium on Lenticule Procedures in Refractive Surgery:

A to Z of Lenticule-Based Refractive Surgery (KLEX): SMILE, CLEAR, ATOS & SILK

Date :	06-04-2025
Time :	09:45-11:15
Hall :	Kumudini Hall 301

Chairperson : J. S. TITIYAL
Co-Chairperson : Namrata SHARMA
Moderator : Vardhaman KANKARIA
Convener : Pooja KHAMAR
Co-Convener : Sheetal BRAR

09:45 Opening Remarks (5 min)
Chairperson/Moderator: Introduction & objectives of the symposium

Session 1: Evolution & Current Landscape (10 min)

09:50 - Speaker 1: History & Evolution of Lenticule-Based Procedures – From SMILE to SILK : Mahipal S. SACHDEV

Session 2: Individual Procedure Insights (40 min)

10:00 - Speaker 2 (10 min): SMILE – Long-Term Outcomes & Latest Developments : Sri GANESH
10:10 - Speaker 3 (10 min): CLEAR – A New Frontier in Lenticule Extraction : Rajesh FOGLA
10:20 - Speaker 4 (10 min): ATOS – The Next Step in Lenticule Procedure : Pooja KHAMAR
10:30 - Speaker 5 (10 min): SILK – A Smooth Approach for Refractive Correction : D. RAMAMURTHY
10:40 - Session 3: Speaker 6 - Complications Management in KLEX (15 min) : Rupal SHAH
10:50 - Speaker 7 (10 min): Future of Lenticule-Based Refractive Surgery: What's Next? : Rohit SHETTY

Panel Discussion (15 min)

Topic: Challenges & Future Directions in Lenticule-Based Surgery Moderated discussion with all speakers
Audience Q&A

Closing Remarks (2-3 min) - Summary of key takeaways

IC1009 - Approach to Dry Eye Disease - Addressing an Emerging Ocular Epidemic

Varsha BHAMBHANI

Date :	06-04-2025
Time :	09:45-11:15
Hall :	Gulmohar Hall 302

- | | |
|--|--------------------|
| 1. 09:45 - Management Strategies Beyond Artificial Lubricants (15 mins) | : Varsha BHAMBHANI |
| 2. 10:00 - Foundations of Assessment: History and Clinical Examination (15 mins) | : Nilakshi BARUAH |
| 3. 10:15 - Modern Tools for Assessing Dry Eye Disease (15 mins) | : Amrita SINGH |
| 4. 10:30 - Dry Eye Management: Pharmaceutical Interventions (15 mins) | : Kunjall SEJPPAL |
| 5. 10:45 - Interdisciplinary Approaches to Management (15 mins) | : Shweta AGARWAL |

Rapid Fire Myopia Update Session (1)

Chairperson : Rohit SAXENA

Date :	06-04-2025
Time :	09:45-11:15
Hall :	Javakusum Hall 303

- | | |
|--|--|
| 1. 09:45 FP3192 - Association Between Omega-3 Polyunsaturated Fatty Acids and Myopia: Results from the Mendelian Randomization Study and Knhanes
Chief & Presenting author : Yang LU | 7. 10:29 FP3198 - Comparison of Different Concentrations Atropine in Controlling Children and Adolescent Myopia: a Study Based on Systematic Reviews and Meta-Analyses
Chief & Presenting author : Baizhou CHEN |
| 2. 09:52 FP3193 - Optical Coherence Tomography Angiography in Paediatric Myopes
Chief & Presenting author : Anand PARTHASARATHY | 8. 10:36 FP3199 - Orthokeratology in Patients with High Myopia
Chief & Presenting author : Irina RAKHMATOVA |
| 3. 09:59 FP3194 - Efficacy of Atropine 0.01% in Preventing Myopia Progression and Factor Affecting Treatment Response Among High Myopic Children
Chief & Presenting author : Vinay GUPTA (G13417) | 9. 10:43 FP3200 - Global Ocular Deformation in Pathologic Myopia
Chief & Presenting author : Shida CHEN |
| 4. 10:08 FP3195 - Association Between Micronutrients and Myopia in American Adolescents: Evidence from the 2003–2006 National Health and Nutrition Examination Survey
Chief & Presenting author : Li LI | 10. 09:50 FP3201 - Progression Patterns and Risk Factors of Axial Elongation in Young Adults with Non- Pathologic High Myopia: Three-Year Large Longitudinal Cohort Follow-Up
Chief & Presenting author : Kangjie KONG |
| 5. 10:15 FP3196 - Pathologic Myopia in Russia: the Ural Eye and Medical Study
Chief & Presenting author : Gyulli KAZAKBAEVA | |
| 6. 10:22 FP3197 - Study Design and Rationale of the Poyang Study: a Phase III Randomized Clinical Trial of Faricimab for Choroidal Neovascularization Secondary to Pathologic Myopia
Chief & Presenting author : Shih Jen CHEN | |

IC1019 - Asian Blepharoplasty and Its Intricacies

Stephanie YOUNG

Date :	06-04-2025
Time :	09:45-11:15
Hall :	Champa Hall 304

- | | |
|---|-----------------------------|
| 1. 09:45 - Mini incision Blepharoplasty (10 mins) | : Alice GOH |
| 2. 09:55 - Suture Blepharoplasty (10 mins) | : Vanessa Naseem MASNSURALI |
| 3. 10:05 - Full Incision Blepharoplasty (10 mins) | : Min Joung LEE |
| 4. 10:15 - Extended Blepharoplasty (10 mins) | : Kasturi BHATTACHARJEE |
| 5. 10:25 - Epicanthoplasty and its Usefulness in Asian Blepharoplasty (10 mins) | : Kyung In WOO |
| 6. 10:35 - Asian Blepharoplasty - Complications and Management (10 mins) | : Stephanie YOUNG |

Teachers of tomorrow finale

Chairperson: Krishna Prasad R
Moderator: Prafulla Maharana
Convenor: Anu Malik
Co-convenor: Neelima Kochikar
Judges : Vishnu Swaroop GUPTA, Sandeep SAXENA, Rajesh SINHA, Reena SETHI
A. K .GROVER, Pankaj GUPTA, Adeb Alam KHAN

Date :	06-04-2025
Time :	09:45-11:15
Hall :	Neelkamal Hall 305

Rapid Fire Retina (Medical) Update Session (2)

Chairperson : Andrew CHANG

Date :	06-04-2025
Time :	09:45-11:15
Hall :	Suryamukhee Hall 401

- 09:45** FP3214 - Optical Coherence Tomography Angiography Evaluation of the Macular Vasculature
Chief & Presenting author : Colin TAN
- 09:51** FP3215 - Radiation Maculopathy Treatment: Efficacy of Intravitreal Anti-VEGF and Steroid Implant Use
Chief & Presenting author: Ekaterina MALAKSHINOVA
- 09:57** FP3216 - Radiation Macular Edema: Risk Factors
Chief & Presenting author: Ekaterina MALAKSHINOVA
- 10:03** FP3217 - Bilateral Optic Nerve Drusen - a Misdiagnosed Entity
Chief & Presenting author : Shachi SRIVASTAVA (S17284)
- 10:09** FP3219 - Visual Acuity and Anatomic Improvements at Week 24 Maintained Through Week 72 with Faricimab Treat-And-Extend Dosing for Macular Edema Due to Retinal Vein Occlusion in the Phase 3 Balaton and Comino Studies: Results and Patient Case Profiles
Chief & Presenting author : Anna TAN
- 10:15** FP3220 - Purtscher-Like Retinopathy Secondary to Febrile Illnesses in Pediatric Patients
Chief & Presenting author : Ping FEI
- 10:21** FP3221 - Faricimab in Diabetic Macular Edema: Results from the Rhone-X Long-Term Extension Trial
Chief & Presenting author : Andrew CHANG
- 10:27** FP3222 - Port Delivery System with Ranibizumab (PDS) for Continuous Treatment of Diabetic Macular Edema (DME): 2-Year Data from the Phase 3 Pagoda Trial
Chief & Presenting author : Andrew CHANG
- 10:33** FP3223 - Key Clinical Outcomes with Faricimab in Treatment-Naïve Patients with Neovascular Age-Related Macular Degeneration (NAMD): Results from the Tenaya/Lucerne Trials and Real-World Faretina/farwide Studies
Chief & Presenting author : Chaitra JAYADEV (J10204)
- 10:39** FP3224 - Effect of Intravitreal Bevacizumab on Coagulation Profile of Patients with Diabetic Retinopathy
Chief & Presenting author : Iqra KHALID
- 10:45** FP3225 - Association of Night Vision Symptoms and Visual Acuity in Age-Related Macular Degeneration
Chief & Presenting author : Thilaka ARUNACHALAM
- 10:51** FP3330 - Association Between Mean Platelet Volume and Retinal Vein Occlusion (RVO): a Comparative Study
Chief & Presenting author : Tariq ALI

Rapid Fire AI, Digital Innovation and Virtual Health Update Session

Chairperson : Kendrick SHIH, Divya RAO

Date :	06-04-2025
Time :	09:45-11:15
Hall :	Moulshree Hall 402

- 09:45** FP3001 - Feasibility and Patient Experience of a Pilot Artificial Intelligence-Based Diabetic Retinopathy Screening Program in Northern Ontario
Chief & Presenting author : Vishaal BHAMBHWANI
- 09:51** FP3002 - The Application of Large Language Models in the Patient Education of Diabetic Retinopathy
Chief & Presenting author : Juping LIU
- 09:57** FP3003 - AI-Based Quantification of Retinal Vasculature Parameters in Uveitis: Vein Tortuosity Differentiates Uveitis with Active Tuberculosis from Latent Tuberculosis Uveitis and Toxoplasmosis Uveitis
Chief & Presenting author : Ikhwanuliman PUTERA
- 10:03** FP3004 - Utilizing Artificial Intelligence for Cataract Diagnosis from Portable Slit-Lamp Video Images
Chief & Presenting author : Eisuke SHIMIZU
- 10:09** FP3006 - Effectiveness of Artificial Intelligence Based Diabetic Retinopathy Screening in Primary Care and Endocrinology Settings in Australia: a Pragmatic Trial
Chief & Presenting author : Kelvin JOSEPH
- 10:15** FP3007 - Universal Optimization of AI-Based Diabetic Retinopathy Diagnosis Through Cross-Camera Image Enhancement
Chief & Presenting author : Kelvin JOSEPH
- 10:21** FP3008 - Accuracy of Mobile Application-Based Visual Acuity Screening in School-Age Children: a Meta-Analysis
Chief & Presenting author : Florentina PRISCILIA
- 10:27** FP3009 - Time-Series Quantitative Automated Assessment for Age-Related Cataract
Chief & Presenting author : Yuanjun SHANG
- 10:33** FP3010 - Comparison of Image Review Parameters from Two Different Optical Coherence Tomography Analytical Workflows
Chief & Presenting author : Harvey UY
- 10:39** FP3011 - Deep Learning Automated Diagnosis and Grading of Cataracts Using Colour Fundus Images: the Fundus Cataract-AI Project
Chief & Presenting author : Kendrick SHIH
- 10:45** FP3012 - Advancing Glaucoma Screening: Medios AI's Real-World Validation Across Multiple Ethnicities and Device-Agnostic Capabilities
Chief & Presenting author : Divya RAO
- 10:51** FP3013 - Optimizing Pathways for Large-Scale Refractive Screening in Children from Xinjiang
Chief & Presenting author : Xiangwen KONG
- 11:57** FP3014 - A Machine Learning Model on Orthokeratology Lens Fitting Based on Corneal Topography Data
Chief & Presenting author : Wei XU

Rapid Fire Ocular Oncology and Pathology Update Session

Chairperson : Rita SITORUS, Rubens BELFORT

Date :	06-04-2025
Time :	09:45-11:15
Hall :	Kaner Hall 403

- 09:45** FP3164 - A Cross-Comparative Analysis of AS-OCT Diagnosis Versus Histopathological Diagnosis for Ocular Surface Tumors in a Tertiary Care Center in Nepal
Chief & Presenting author : Purnima Rajkarnikar STHAPIT (P20216)
- 09:50** FP3165 - Clinical Profile and Outcomes of Ocular Surface Squamous Neoplasia at the Philippine General Hospital: a Retrospective Study
Chief & Presenting author : Mary Ellaine DIAZ
- 09:55** FP3166 - Results of Intralesional Sclerotherapy for Treatment of Orbital Lymphangiomas
Chief & Presenting author : Tariek ALDOAIS
- 10:00** FP3167 - To Collate the Efficacy and Safety of Interferon Alpha 2b and Surgical Excision in Management of Ocular Surface Squamous Neoplasia (OSSN)
Chief & Presenting author : Ayusha RAWAT
- 10:05** FP3168 - Visual Prognosis in Retinoblastoma Patients with Multimodality Treatments
Chief & Presenting author : Ratima CHOKCHAITANASIN
- 10:10** FP3169 - Lacrimal Sac Tumours: a Case Series
Chief & Presenting author : Syeed Mehbub UI KADIR
- 10:15** FP3170 - Brachytherapy with Ru-106 Or/and Sr-90 Plaques for Retinoblastoma: Long-Term Outcomes and Analysis
Chief & Presenting author : Andrey YAROVYOY
- 10:20** FP3171 - Long-Term Results of Surgical Excision of Iridociliary Tumors with Subsequent Implantation of Artificial Iris
Chief & Presenting author : Andrey YAROVYOY
- 10:25** FP3172 - Evolution of Intra-Arterial Chemotherapy and Globe Salvage Outcome in Retinoblastoma
Chief & Presenting author : Nicha JARUPANICH
- 10:30** FP3173 - Metastasis-Free Survival of Uveal Melanoma by Tumor Size Category Based on the Cancer Genome Atlas (TCGA) Classification in 1001 Cases
Chief & Presenting author : Rolika BANSAL (R21494)
- 10:35** FP3174 - The Efficacy and Safety of Bleomycin Injection as the Primary Management of Orbital Venolymphatic Malformation (OVLN): a Systematic Review
Chief & Presenting author : Ferdy ISKANDAR
- 10:40** FP3175 - Epidemiology of Ophthalmic Cancers in Chinese: a 14-Year Population-Based Study
Chief & Presenting author : Allie LEE
- 10:45** FP3176 - Comparison of Outcomes of Gamma-Knife Radiosurgery, Ru-106 Brachytherapy and Enucleation for Uveal Melanoma in Comparable Groups
Chief & Presenting author : Vera YAROVAYA
- 10:50** FP3177 - Residual Retinoblastoma After Chemotherapy: When to Treat or Not to Treat
Chief & Presenting author : Vera YAROVAYA
- 10:55** FP3178 - Analysis of Clinical and Pathological Features of 187 Cases of Primary Ocular Adnexal Lymphoma
Chief & Presenting author : Hui LIU
- 11:00** FP3179 - Diagnostic Utility of Myd88 L265p Mutation in Intraocular Lymphoma
Chief & Presenting author : Sheetal CHAUHAN (S25791)

Rapid Fire Cornea, Dry Eyes, External Eye Diseases and EyeBanking Update Session (2)

Chairperson : Akilesh GOKUL, Frank LARKIN

Date :	06-04-2025
Time :	09:45-11:15
Hall :	Mogra Hall 404 A

- 09:45** FP3087 - Frequency of Topographic Findings Including "Apple Pattern" in Subtypes of Pellucid Marginal Degeneration
Chief & Presenting author : Mohammedreza JAFARINASAB
- 09:51** FP3088 - Epi-On Vs Epi-Off Corneal Cross-Linking for Keratoconus: 12 Months Outcomes from Save Sight Keratoconus Registry
Chief & Presenting author : Stephanie WATSON
- 09:57** FP3089 - The Novel Surgical Technique of Corneal Epithelium Reconstruction: Femtosecond Laser- Assisted (Fs) Glueless Simple Limbal Epithelial Transplantation (G-SLET) in the Treatment of Unilateral Limbal Stem Cell Deficiency (LSCD): Our Experience
Chief & Presenting author : Svetlana KALINNIKOVA
- 10:03** FP3090 - Endothelial Keratoprosthesis in Pseudophakic Corneal Decompensations: Longitudinal Analysis
Chief & Presenting author : Lional Raj Daniel Raj PONNIAH
- 10:09** FP3091 - Correlation Between Corneal Concentration and MIC of Antifungals in Patients Undergoing Therapeutic Keratoplasty for Fungal Keratitis
Chief & Presenting author : Prafulla MAHARANA
- 10:15** FP3092 - The Differential Approach in Retroprosthetic Membrane Removal in Patients with Keratoprosthesis
Chief & Presenting author : Aleksandra PROSHKO
- 10:21** FP3093 - A Comparative Study on Effect of Vectored Thermal Pulsation Along with Hot Fomentation Versus Hot Fomentation Alone in Dry Eye Patients
Chief & Presenting author : Pooja KESARWANI (P26446)
- 10:27** FP3094 - Association of Tear Lacritin with Dry Eye Disease (DED) and Its Severity in Patients with Rheumatoid Arthritis (RA) and Systemic Lupus Erythematosus (SLE)
Chief & Presenting author : Diah IBRAHIM
- 10:33** FP3095 - Global Research Trend Analysis and Prediction in the Field of Keratoconus from a Bibliometric Perspective
Chief & Presenting author : Xi CHEN
- 10:39** FP3096 - A Synergistic Therapeutic Nano Eyedrop for Dry Eye Disease Based on Ascorbic Acid- Coupled Exosomes
Chief & Presenting author : Jing FENG
- 10:45** FP3097 - Sustained Reduction in Ethnic Inequity in Access to Care and Visual Rehabilitation in Auckland Through a Community Approach
Chief & Presenting author : Akilesh GOKUL
- 10:51** FP3098 - Ten-Year Review of Clinical Outcomes of Pterygium Surgery
Chief & Presenting author : Sharlene NOGUERA
- 10:57** FP3332 - Outcomes and Improvements in Tomographical, Higher Order Aberration, Contrast Sensitivity, Quality of Vision and Life Analysis in Corneas That Underwent Asymmetric Intrastromal Corneal Ring Segments for the Management of Keratoconus
Chief & Presenting author : Marta SARTORI

National Symposium - Oculoplasty (Cutting Edge in Oculoplasty and Ocular Oncology)

Chairperson : Usha R
Co- chairman : Mukesh SHARMA
Convener : Sima DAS
Co-Convener : Puneet JAIN

Date :	06-04-2025
Time :	09:45-11:15
Hall :	Mogra Hall 404 B

- | | |
|---|--|
| 1. 09:45 Blepharoplasty & Beyond - 10 Mins | : Kasturi BHATTACHARJEE |
| 2. 09:55 Ocular Reconstruction & Patient Specific Implants (PSI) - 10 Mins | : Ashok Kumar GROVER |
| 3. 10:05 Ocular Vascular Malformations- What is new - 10 Mins | : Usha SINGH |
| 4. 10:15 Endoscopic Transorbital Surgeries - 10 Mins | : Hunter YUEN |
| 5. 10:25 Orbital Radiotherapy- Friend or Foe? - 10 Mins | : Vikas CHADHA |
| 6. 10:35 Plaque Brachytherapy In Ocular Oncology - 10 Mins | : Santosh G. HONAVAR |
| 7. 10:40 Multimodal Treatment Protocol In Ocular Malignancies - 10Mins | : Fairooz Puthiyapurayil
MANJANDAVIDA |

Panel Discussion :- (10 Mins)

DAY 04 – SUNDAY

National Strabismus Symposium - Recent trends in Strabismus

Chairs : Yogesh SHUKLA, Pradeep SHARMA, Pramod Kumar PANDEY
Co Chair : Subhash DADEYA
Convenor : Amitava Abadan KHAN
Moderator : Shreya SHAH

Date :	06-04-2025
Time :	09:45-11:15
Hall :	Kadamb Hall 405

- | | |
|--|------------------------------|
| 1. Current Status of Neurovision Therapy in Amblyopia | : Damaris MAGDALENE |
| 2. Current Concepts in Management of Esotropia | : Sucheta PARIJA |
| 3. Enigma of Intermittent Exotropia- Current Solutions | : Yogesh SHUKLA |
| 4. Current Trends of Strabismus Surgery | : T.S.SURENDRAN |
| 5. Clinical and Surgical Implications of Rectus Muscle Pulley: Current Concepts | : Leila MOHAN |
| 6. Monocular Elevation Deficiency : Modified Nishida's Procedure Current Status | : Subhash DADEYA |
| 7. Minimally Invasive Squint Surgery : is It Technique of Future | : Amitava Abadan KHAN |
| 8. Dissociated Vertical Deviation with Sensory Exotropia; a Novel Approach of Management | : Pramod Kumar PANDEY |
| 9. Current Trends in Strabismus Resurgery | : Parikshit GOGATE |
| 10. Current Trends in Management of Traumatic Strabismus | : Shreya SHAH |
| 11. Reinforced Plications | : Pradeep SHARMA |
| 12. Wet Lab Training for Residents | : Parikshit GOGATE |

Retinal Detachment

Chairs : Mangat Ram DOGRA, Manoharan SHUNMUGAM, Lalit VERMA

Date :	06-04-2025
Time :	09:45-11:15
Hall :	Palash Hall - Grand Ball Room A

With the advent of vitrectomy microsurgical techniques, surgery for retinal detachment has undergone a sea change and success rates have continuously improved. This symposium on retinal detachment will have presentations on some of the complicated retinal detachment scenarios including the use of methotrexate and refinements in the usage of silicone oil. In addition, the predictive factors in the success of scleral buckling will also be discussed.

- | | |
|---|------------------------------------|
| 1. 09:45 Pediatric Retinal Detachments - 8 Mins | : Pramod BHENDE |
| 2. 09:53 The Utility of Methotrexate in Complicated Pediatric Retinal Detachments - 8 Mins | : Philip FERRONE |
| 3. 10:01 Retinal Detachment Surgery in High Myopic Eyes - 8 Mins | : Sanyam BAJIMAYA |
| 4. 10:09 Strategies for Treating Complex Retinal Detachments - 8 Mins | : Amer AWAN |
| 5. 10:17 Managing Giant Retinal Tears – Tips & Tricks - 8 Mins | : Tariq ALI |
| 6. 10:25 Refinements in the Use of Silicone Oil in Retinal Detachment - 5 Mins | : Ling Kiet PHANG |
| 7. 10:30 Predictive Factors for Success in Scleral Buckling Surgery - 8 Mins | : Salvin Karahin ARACHCHIGE |
| 8. 10:38 Diabetic Tractional Retinal Detachments: Updates and Management Strategies - 8 Mins | : Carlo NASOL |

IC356 - Amniotic membrane - The new biological in ophthalmology.

Ritu ARORA

Date :	06-04-2025
Time :	09:45-11:15
Hall :	Palash Hall - Grand Ball Room B

The Amniotic Membrane (AM) Has Gained Considerable Attention for Its Therapeutic Potential Due to Its Unique Properties. This Presentation Delves Into the Applications, Benefits, and Prospects of Amniotic Membrane Grafts (AMG) in Ophthalmology. the Course Covers the Fundamental Principles of Amniotic Membrane Grafting, Followed by a Comprehensive Overview of AMG Use in Both Anterior and Posterior Segment Ocular Pathologies. We Will Explore the Application of AMG as an Inlay or Overlay in Managing Chemical Injuries, Corneal Melts, and Persistent Epithelial Defects. Additionally, the Role of AMG in Ocular Surface Reconstruction for Cases of Ocular Surface Squamous Neoplasia (OSSN) and Recurrent Pterygiums Will Be Discussed. We Will Highlight the Techniques for Harvesting Amg and Its Innovative Use in Treating Recurrent Macular Holes and Optic Disc Pits. We Aim to Provide a Detailed Understanding of the Current and Emerging Uses of Amniotic Membrane Grafts in Ophthalmology.

1. **09:45** - The Science and Clinical Potential of Amnion Membrane Grafts in Ophthalmology (10 mins) : Sandeep KUMAR
2. **09:55** - Inlays and Outlay- Amniotic Membrane Grafting in Corneal Pathologies (10 mins) : Rushad SHROFF
3. **10:05** - Amniotic Membrane Grafting in Ocular Surface Reconstruction (10 mins) : Ritu ARORA
4. **10:15** - Amniotic Membrane Grafting in Recurrent Macular Holes (10 mins) : Daraius SHROFF
5. **10:25** - Amniotic Membrane Grafting in Optic Disc Pit Maculopathy (10 mins) : Gagan BHATIA

Panel Discussion :- (25 Mins)

IC5 - The War of Flaps!

Vinod Kumar ARORA

Date :	06-04-2025
Time :	09:45-11:15
Hall :	Palash Hall - Grand Ball Room C

Refractive Ophthalmic Surgery Allows Refractive Errors to Be Corrected Permanently Safely, Effectively, and Reliably with Few Complications. Ophthalmic Surgeons Now Have a Multiplicity of Refractive Surgical Methods at Their Disposal for the Individualized Correction of Refractive Errors. However, the Debate Continues to Debate Whether to Use a Microkeratome or Femto or No Flap SMILE or Recently No Flap No Cap Advance Surface Ablation for Corneal Refractive Surgery. There is a Tremendous Improvement in all the Techniques and None Has Gone Into Obviation. the Learning Objectives of This Interactive Course Are That the Attendee. Should Become Familiar with the Different Techniques of Refractive Surgery for the Correction of Refractive Errors of the Human Eye, Should Know the Indications for Each Technique According to the Accepted Guidelines for Refractive Surgery, and Should Be Able to Inform Patients About the Contraindications and Possible Complications of Each Technique.

1. **09:45** - Introduction to Course and Experts (3 mins) : Vinod Kumar ARORA
2. **09:48** - Microkeratome is still the Gold Standard (12 mins) : Monika JETHANI
3. **10:00** - Femtosecond : Safer LASIK (12 mins) : Dhama G.S.
4. **10:12** - Smile all the Way! (12 mins) : Anand PARTHASARATHY
5. **10:24** - Wavelight plus for your eyes (12 mins) : Pooja KHAMAR
6. **10:36** - How Advance is the ' Advance Surface Ablation' (14 mins) : Vinod Kumar ARORA

Panel Discussion :- (10 Mins)

National Symposium on "What's New in Uveitis?"

Chairpersons : Jyotirmay BISWAS, Rathinam SIVAKUMAR, Vishali GUPTA
Moderators: Murthy Somasheila I, Padmamalini MAHENDRADAS

Date :	06-04-2025
Time :	10:30-11:45
Hall :	Trade Room 1

1. **15:00** - Genetics in Pediatric uveitis - 10 Mins
2. **15:10** - Serological biomarkers in Uveitis - 10 Mins
3. **15:20** - Imaging Biomarkers in Uveitis: what's new - 10 Mins
4. **15:30** - Genetics in Uveitis - 10 Mins
5. **15:40** - Biologics in Uveitis: real world experience - 10 Mins
6. **15:50** - Innovations in Surgical Management of Uveitis - 10 Mins
7. **16:00** - Challenges in ocular tuberculosis: What's New? - 10 Mins

: Jyotirmay BISWAS
: Manisha AGARWAL
: Padmamalini MAHENDRADAS
: Sudharshan S
: S. Bala MURUGAN
: Mudit TYAGI
: Reema BANSAL

(Each talk is 10 mins + 15 mins discussion)

Post Graduate Case Presentation

Ocular Oncology

Moderator : Neiwete LOMI
Panelist : Bhawna CHAWLA, Mukesh SHARMA, Hardeep SINGH, Deepsekhar DAS, Thukral VIKAS

Date :	06-04-2025
Time :	10:30-11:45
Hall :	Trade Room 2

Name	Topic
Banka Megha AJAY	OSSN
Gunjan SHAH	Neurofibromatosis 1
Kajal BANSAL	Choroidal Metastasis
Kiran ROUT	Orbital Lymphoma
Mamta VERMA	Unveiling the complexity of Conjunctival Melanoma -A Comprehensive review
Najva Sherin P	Sinonasal Carcinoma Presenting with Orbital Apex Syndrome
Zoobah TASNEEM	Beneath the Surface: Uncovering the Hidden
Shruti. R. DHINSI	An Atypical case of Pleomorphic Adenoma of Lacrimal Gland
Deepika BEERAKA	Uncommon Presentation of Ewing Sarcoma
PREKSHA	Von Hippel-Lindau syndrome

Each Presentation is 4 mins

YOSI Session 4 - Private Practice Management for beginners

Chairperson: Diva Kant MISRA
Co-Chairperson: Karan BHATIA
Panelists: Sharat HEGDE, Sahebaan SETHI, Shruthi NISHANTH
Moderators: Aditya SETHI

Date :	06-04-2025
Time :	10:30-11:45
Hall :	Trade Room 3

1. **10:30** Residency to Consultancy: Myths and Facts-8 Mins
2. **10:38** Being Your Own Boss- How, When and Why?-8 Mins
3. **10:46** 'Finding Your Niche in a Corporate Driven World'-8 Mins
4. **10:54** Operating on Your Own Parent: Dilemma of the Beginner-8 Mins
5. **11:02** High Fixed Cost in a Low-Profit Setup-8 Mins
6. **11:10** Expanding Early: a Guide to the Multi-Centre Setup-8 Mins

: Puneet JAIN
: Madanagopalan V GOVINDARAJAN
: Kushagra JAIN
: Bhavya GOKANI
: Nilesh KUMAR
: Diva Kant MISRA

(Discussion-27 mins)

Keynote Address - Jignesh TASWALA: Pearls for setting up practice for fresh graduates (10 Mins)

Innovation Ophthalmology

Date :	06-04-2025
Time :	10:30-11:45
Hall :	Trade Room 4

- 10:30 Management of incurable retinal diseases through platelet rich plasma & Stem cells : **Pervez KHAN**
- 10:37 Introducing IOL cutter with forceps : **Neha DHOLAKIA**
- 10:44 Sewing needle microcapsulotomy to avert Argentinian Flag sign : **Rajendra PRASAD**
- 10:51 Sterilux : **Ojus K BHANOT**
- 10:58 Fluorescein assisted Vitrectomy an innovative idea in vitreous surgery : **Upsham GOEL**
- 11:05 Enhancing Primary eye care data management using free and open source open datakit platform : **Praveen VASHIST**
- 11:12 Code to crack Nucleus : what's the update : **Malay CHATURVEDI**
- 11:19 A novel polyfocal progressive IOL with no dysphotopsia or glare & extended DOF : **Arvind Kumar MORYA**

Each Presentation (7 Mins) - Discussion (2 Mins)

Update - Corneal epithelium in health and disease

Date :	06-04-2025
Time :	10:30-11:45
Hall :	Trade Room 5

Uma SRIDHAR

Health of the corneal epithelium is important for the rest of the cornea and for the ocular surface. It determines the clarity of the cornea and its refractive status. The cornea is one of the most innervated tissues of which the sub basal epithelial plexus forms a major part. This course is an attempt to discuss the major problems which can affect the corneal epithelium. From recurrent erosions, persistent epithelial defects, punctate epitheliopathy to epithelial healing in acute chemical injuries and viral epithelial keratitis, all topics will be discussed. The clinical picture, diagnostic aspects and management of all these conditions will be discussed in detail. The important aspect of corneal nerve healing with corneal neurotization will also be addressed.

- 10:30 Recurrent corneal erosions- management protocols - 15 Mins : **M. VANATHI**
- 10:45 Persistent epithelial defects- management strategies - 10 Mins : **Uma SRIDHAR**
- 10:55 Viral epithelial keratitis - 10 Mins : **Parul JAIN**
- 11:05 The conundrum of punctate epitheliopathy - 10 Mins : **Muralidhar RAMAPPA**
- 11:15 Epithelial healing after acute chemical injury - 10 Mins : **Paras MEHTA**
- 11:25 Corneal neurotization - 10 Mins : **Muralidhar RAMAPPA**

Panel Discussion :- (10 Mins)

IC1002 - Perfecting Surgical and Refractive Outcomes in a Wide Spectrum of New-Generation Premium Intraocular Lenses

Date :	06-04-2025
Time :	11:30-13:00
Hall :	Brahmkamal Hall - Auditorium A

J. S. TITIYAL

- 11:30 - Preoperative Assessment & Planning for Premium IOL Implantation (IOL Power Calculation With Emphasis on Newer Generation Formulae and Significance of Posterior Corneal Curvature, Selecting the Type of IOL- Decision Making, When Not to Implant Premium (12 mins) : **Manpreet KAUR**
- 11:42 - Techniques of Toric IOL Alignment (Manual Methods of Marking, Image Guided Surgery, Intraoperative Aberrometry) (12 mins) : **J. S. TITIYAL**
- 11:54 - Implantation of Premium IOLs in Challenging Situations: Extended Rhexis and Posterior Capsular Rent (12 mins) : **Chee Soon PHAIK**
- 12:06 - Implantation of Premium IOLs in Small Pupil and Bag Dialysis (12 mins) : **Boris MALYUGIN**
- 12:18 - Post-Surgical Enhancement After Premium IOL Implantation (Case-Based Presentation- Incisional Keratotomies, Corneal Ablative Procedures, IOL Exchange and Piggyback IOLs) (12 mins) : **Namrata SHARMA**

IC587 - Retina essentials for the General Ophthalmologist

Tinku BALI

Date :	06-04-2025
Time :	11:30-13:00
Hall :	Amaltas Hall - B101 A

This Session Focuses on Retinal Issues Pertinent to General Ophthalmologists, Providing a Comprehensive Overview of Common Retinal Conditions Encountered in Clinical Practice. Emphasis is Placed on Equipping General Ophthalmologists with the Practical Knowledge and Skills Necessary to Effectively Identify, Diagnose, and Manage Retinal Issues. Each Talk Will Highlight Useful Practical Tips, Show Illustrative Case Scenarios and Emphasize Clear Take Home Messages.

- 11:30 - OCT: What an Anterior Segment Surgeon Should Know ? (8 mins) : Tinku BALI
- 11:38 - Screening the Peripheral Retina : How Important is It Before Cataract Surgery ? (8 mins) : Chaitra JAYADEV
- 11:46 - How to Recognise and Manage Vein Occlusions ? (8 mins) : Mallika GOYAL
- 11:54 - Diabetic Retinopathy for the Anterior Segment Surgeon (8 mins) : Tinku BALI
- 12:02 - Common Macular Pathologies You Should Not Miss Before Cataract Surgery (8 mins) : Anisha Seth GUPTA
- 12:10 - Common Posterior Segment Inflammatory Conditions (8 mins) : Neha MOHAN
- 12:18 - Cataract with Uveitis - What to Do ? (8 mins) : Abhilasha BAHARANI
- 12:26 - Intravitreal Injections - How Anterior Segment Surgeons Can Add to Their Practice ? (8 mins) : Ashish LALL

Panel Discussion :- (26 Mins)

Keynote Address - Mohammed Abdulwahab AL AMRI: Medical Management of Pcme (10 Mins)

IC311 - Directed Energy inflicted Ocular injuries: Industrial, Iatrogenic Hazards & Military Warfare

J.K.S. PARIHAR

Date :	06-04-2025
Time :	11:30-13:00
Hall :	Brahmkamal Hall - Auditorium B

The Proposed IC is Aimed to Promote General Awareness and Understanding of Possible Ocular Hazards Directly Linked with the Application of Lasers and Direct Energy Systems Like Microwaves and Ultrasonic Technology in the Fields of Medical, Industrial, and Military Operations. Microwaves Act on Living Tissue Through, Thermal and Non-Thermal Mechanisms. Whereas Lasers Act as Non-Beam Hazards Including Laser- Generated Direct Tissue Injury, Photocoagulation, Ablations, Plasma Production, Fire, and Explosion. Ic Proposed to Highlight the Pattern of Source, Quantum, and Mode of Ocular Injuries That Occurred Due to Lasers and Direct Energy Systems. Various Safety Measures Including Legislation to Prevent Health Risks and Ocular Injuries Inflicted Due to Microwave and Laser Exposures Will Also Be Highlighted.

- 11:30 - Introduction & Historical Perspectives (8 mins) : K. SHYAMSUNDAR
- 11:38 - Dynamics of Microwave as a Source of Ocular Injuries (8 mins) : Vinod Kumar BARANWAL
- 11:46 - Microwave Inflicted Operational & Industrial Injuries (8 mins) : Jaya KAUSHIK
- 11:54 - Lasers as a Military Weapon and Its Impact on the Eyes (10 mins) : J.K.S. PARIHAR
- 12:04 - Lasers: Iatrogenic Injuries & Its Prevention (8 mins) : Gaurav KAPOOR
- 12:12 - A Potential Domestic Source of Ocular Injuries (8 mins) : Ankita SINGH
- 12:20 - Evaluation of Laser and Direct Energy (Microwave) Safety Program (8 mins) : Vijay Kumar SHARMA
- 12:28 - Conclusion (5 mins) : Maj Gen J.K.S. PARIHAR

Panel Discussion :- (12 Mins)

IC1020 - Pediatric Corneal Disorders - the Spectrum and Its Challenges

Shweta AGARWAL

Date :	06-04-2025
Time :	11:30-13:00
Hall :	Parijat Hall 201

1. 11:30 - Case 1 (12 mins)
 2. 11:42 - Case 2 (12 mins)
 3. 11:54 - Case 3 (12 mins)
 4. 12:06 - Case 4 (12 mins)
 5. 12:18 - Case 5 (12 mins)
- OSD - Management dilemma to treatment path (8 mins)

: Shweta AGARWAL
: Muralidhar RAMAPPA
: Rishi SWARUP
: Sumana CHATTERJEE
: Jaya GUPTA
: Shweta AGARWAL

IC21 - Steering through orbital and lacrimal surgery shepherded by GPS based Navigation Technology

Kasturi BHATTACHARJEE

Date :	06-04-2025
Time :	11:30-13:00
Hall :	Kesar Hall 202

The Use of GPS Technology Enables the Execution of Precise Orbital and Lacrimal Surgery by Offering Live Trajectory Guided Intraoperative Navigation, Thereby Maximizing Outcomes and Minimizing Complications. It Helps in Identification of Bony and Vascular Landmarks and, Obviates Damage to Vital Structures, Especially in the Convoluted Orbital Apex. the Objective of the Course is to Edify the Delegates, on the Application of Real-Time Navigation Guided Surgical Procedures Utilizing GPS Technology, by Case Discussion and Video Illustrations Emphasizing Precise Location, Real-Time Surgical Surveillance and Customized Reconstruction, Augmenting Safety in Complex Orbital, Apical and Lacrimal Procedures. in This Course, the Speakers Will Delve Into the Application of GPS Technology to Usher Through Intricate Orbital Trauma and Tumor Surgery and Also Endoscopic Lacrimal Surgery. the Session Shall Conclude with an Interactive Panel Discussion.

1. 11:30 - Using GPS to Reach the Destination and Its Indications in Ophthalmic Plastic Surgery (10 mins)
2. 11:40 - Permutations and Combinations in Pre-Operative Surgical Planning Under Navigation Guidance (10 mins)
3. 11:50 - Using GPS System Technology to Navigate in Complex Orbital and Optic Canal Trauma Surgery (10 mins)
4. 12:00 - Using GPS System Technology to Navigate in Apical Orbital Tumors and Foreign Body Removal (10 mins)
5. 12:10 - Using GPS System Technology to Navigate " in Skull Base Lesions" Ophthalmologist Perspective (10 mins)
6. 12:20 - Using GPS System Technology to Navigate in Endoscopic and Lacrimal Surgery (10 mins)

: Deepak SONI
: Vatsalya VENKATRAMAN
: Kasturi BHATTACHARJEE
: Aditi Mehta GREWAL
: Raghuraj HEGDE
: Mohd. Javed ALI

Panel Discussion :- (15 Mins)

IC503 - Diagnostics in medical retina-recent advances

Guliani Brahm PRAKASH

Date :	06-04-2025
Time :	11:30-13:00
Hall :	Kumudini Hall 301

Diagnostics Are Important Tools for the Diagnosis of Various Vitreoretinal Disorders. This Course Aims to Discuss and Teach Role of Various Imaging Techniques Like USG, FFA, widefield Fundus Imaging, OCT, OCTA in the Diagnosis and Management of Various Vitreoretinal Disorders. Case Based Pre and Post Treatment Imaging Interpretation Will Be Useful to Both Retina and Comprehensive Eye Specialist.

- | | |
|---|-------------------------|
| 1. 11:30 - Overview of Course (10 mins) | : Guliani Brahm PRAKASH |
| 2. 11:40 - B Scan Ultrasonography - Role in Management of Vitreous Haemorrhage (10 mins) | : Guliani Brahm PRAKASH |
| 3. 11:50 - Ultra -Widefield Fundus Imaging (15 mins) | : Garodia Vinay KUMAR |
| 4. 12:05 - Fundus Fluorescein Angiography-Relevance Today (10 mins) | : Deboja MAHASHWETA |
| 5. 12:15 - OCT Biomarkers in Vascular Retinopathy (15 mins) | : Charu MITHAL |
| 6. 12:30 - OCTA-Understanding Microvasculature Abnormalities and Neuro-Degeneration (15 mins) | : Mayank BANSAL |

Panel Discussion :- (15 Mins)

IC1017 - When You Don't Get It Right the First Time - Revision of Oculoplastic Surgeries

J.K. Gangadhara SUNDAR

Date :	06-04-2025
Time :	11:30-13:00
Hall :	Gulmohar Hall 302

- | | |
|---|---------------------|
| 1. 11:30 - Revision Congenital Ptosis Surgery (10 mins) | : Tim SULLIVAN |
| 2. 11:40 - Revision Adult Ptosis Surgery (10 mins) | : Kyung In WOO |
| 3. 11:50 - Revision Lacrimal Surgery (10 mins) | : Richard ALLEN |
| 4. 12:00 - Revision Orbitotomies (10 mins) | : Santosh HONAVAR |
| 5. 12:10 - Revision Orbital Decompression (10 mins) | : Diego STRIANESE |
| 6. 12:20 - Revision Orbital Fracture Repairs (10 mins) | : Gangadhara SUNDAR |

Case based presentation : indications, Challenging aspects with learning pearls & points for discussion (10 min each)

Panel Discussion :- (30 Mins)

Rapid Fire Myopia Update Session (2)

Chairperson : Tomonari TAKAHASHI, Jitendra JETHANI

Date :	06-04-2025
Time :	11:30-13:00
Hall :	Javakusum Hall 303

- 11:30** FP3180 - Crystalline Lens and Intraocular Lens Tilt and Decentration in Highly Myopic Eyes
Chief & Presenting author : Ming LIU
- 11:37** FP3181 - Factors Influencing Gaze-Induced Optic Nerve Head Deformations in High Myopia
Chief & Presenting author : Xiaofei WANG
- 11:44** FP3182 - Exploring Corneal Biomechanics Characteristics and Genetic Associations in Myopia
Chief & Presenting author : Xuefei LI
- 11:51** FP3183 - Myopia Management Guidelines for Practitioners in the Middle East and North Africa
Chief & Presenting author : Yazan GAMMOH
- 11:58** FP3184 - The Effect of 0.01% Low-Dose Atropine and Orthokeratology as Monotherapy for Incipient Myopia Control: a One-Year Retrospective Clinical Study
Chief & Presenting author : Ji-feng YU
- 12:05** FP3185 - Twice-Daily Administration Improves the Effectiveness of 0.01% Atropine for Controlling Myopia: a Prospective Cohort Study
Chief & Presenting author : Runting MA
- 12:12** FP3186 - Causal Relationships Between Depression, Anxiety, and Myopia: a Two-Sample Mendelian Randomization Study
Chief & Presenting author : Runting MA
- 12:19** FP3187 - Differences in Macular Thickness and Microvasculature Between High Myopia and Non-High Myopia
Chief & Presenting author : Chaoxu QIAN
- 12:26** FP3188 - Association Between Myopia and Diabetic Retinopathy: a Two-Sample Mendelian Randomization Study
Chief & Presenting author : Runting MA
- 12:33** FP3189 - Myopic Prevention of Defocus Incorporated Soft Contact (DISC) Lens Combined with 0.01% Atropine in Young Children
Chief & Presenting author : Xianli DU
- 12:40** FP3190 - Eleven Years of Orthokeratology Contact Lens Wear for Slowing Myopia Progression in Children
Chief & Presenting author : Jacinto SANTODOMINGO-RUBIDO
- 12:47** FP3327 - Retinal Microvasculature in High Myopia Without Pathologic Changes in Optical Coherence Tomography Angiography
Chief & Presenting author : Xiangxiang YANG

Rapid Fire Ophthalmic Trauma & Visual Sciences & Orbital and Oculoplastic Surgery Update Session

Chairperson : Purenra BHASIN, Richard ALLEN, Hyun Jin SHIN

Date :	06-04-2025
Time :	11:30-13:00
Hall :	Champa Hall 304

- 11:30** FP3277 - Epidemiology of Occupational and Non-Occupational Eye Injuries: Cases Treated in Four Eye Hospitals in Bangladesh
Chief & Presenting author : Salman AHMED
- 11:42** FP3279 - Clinical Case Report: Total Cyclodialysis After Blunt Trauma
Chief & Presenting author : Truong Dang Minh PHAM
- 11:48** FP3280 - Orbital Wall Fracture Restoration with Balloon-Assisted Primary Bone Fragment Repositioning
Chief & Presenting author : Wenwen YANG
- 11:54** FP3281 - Exploring the Prevalence and Surgical Management of Aponeurotic Blepharoptosis in Yogyakarta: a Retrospective Study
Chief & Presenting author : Kevin SETIAWAN
- 12:00** FP3282 - Inhibition of Interleukin-6 Receptor (IL-6R) Signaling with Satralizumab in Thyroid Eye Disease (TED): Phase 3 Satrago-1 and Satrago-2 Trial Design
Chief & Presenting author : Kelvin Kam Lung CHONG
- 12:06** FP3283 - Topography of Corrugator Supercilii Muscle Relative to the Eyebrow and Its Clinical Application with Botulinum Toxin Injection
Chief & Presenting author : Hyun Jin SHIN
- 12:12** FP3284 - Elucidating the Pathogenesis of Retinopathy in a Zebrafish Model of Carnitine Palmitoyltransferase I Deficiency
Chief & Presenting author : Zulvikar ULHAQ
- 12:18** FP3285 - The Effect of Knockout of Non-Coding RNA (E1/2) in Mir-183 Cluster on Retinal Structure and Function and Its Mechanism
Chief & Presenting author : Chang-jun ZHANG
- 12:24** FP3286 - Study on the Correlation Between Chinese Adults' Asthenopia and Target Displacement During Eye Movements
Chief & Presenting author : Jianqing LAN
- 12:30** FP3287 - Patient-Specific Perceptual Visual Stimulation Improves Vision and Contrast Sensitivity in Crosslinked Stable Keratoconus: Results of Randomized Controlled Study
Chief & Presenting author : Lional Raj Daniel Raj PONNIAH

IC1007 - Tips and Tricks to Make Descemet's Membrane Endothelial Keratoplasty Simple and Efficient

Date :	06-04-2025
Time :	11:30-13:00
Hall :	Neelkamal Hall 305

Niveditha NARAYANAN

1. **11:30** - Introduction (10 mins)
2. **11:40** - Optimized DMEK Graft Preparation (10 mins)
3. **11:50** - Oriented DMEK Graft Injection (10 mins)
4. **12:00** - DMEK Graft Unfolding & Stabilization Techniques (10 mins)
5. **12:10** - Intra-Operative Complications Management (10 mins)
6. **12:20** - Correct DMEK Graft Loading (10 mins)

: Niveditha NARAYANAN
: Nidhi GUPTA
: Sujatha MOHAN
: Audrey ROSTOV
: Rajesh FOGLA
: Niveditha NARAYANAN

Rapid Fire Retina (Medical) Update Session (3)

Date :	06-04-2025
Time :	11:30-13:00
Hall :	Suryamukhee Hall 401

Chairperson : Xinyuan ZHANG, Marten BRELEN, Gavin TAN

1. **11:30** FP3238 - In Vivo Visualization of Cone Photoreceptors in the Human Eye Using a Modified Scanning Ophthalmoscope
Chief & Presenting author : Xinyuan ZHANG
2. **11:36** FP3239 - Comparison of Standard Laser (Uni Spot) and Pattern Laser (Multi-Spot) in the Treatment of Proliferative Diabetic Retinopathy
Chief & Presenting author : Selma MILISIC
3. **11:42** FP3240 - Impact of Early Intraretinal Fluid Reduction on One-Year Outcomes in Diabetic Macular Edema
Chief & Presenting author : Gavin TAN
4. **11:48** FP3241 - Greater Reduction in Hard Exudates with Faricimab Versus Aflibercept in Patients with Diabetic Macular Edema: Biomarker Results from the Phase 3 Yosemite/rhine Trials
Chief & Presenting author : Gavin TAN
5. **11:54** FP3243 - Outcome of Combination Therapy of Intravitreal Ranibizumab (RBZ) and Triamcinolone Acetonide (TA) Vs Intravitreal RBZ Monotherapy in Treatment Naive Diabetic Macular Edema (DME)
Chief & Presenting author : Charu MALIK (M16112)
6. **12:00** FP3244 - Consistency-Driven Enhancement for Robust Cardiovascular Risk Prediction from Retinal Images
Chief & Presenting author : Weiyi ZHANG
7. **12:06** FP3245 - Similar Visual and Anatomic Outcomes Were Observed with Aflibercept 8mg Treatment in Diabetic Macular Oedema (DMO) Irrespective of Baseline Vison and CRT: a Post-Hoc Photon Analysis
Chief & Presenting author : Kelvin TEO
8. **12:12** FP3246 - Early Fluid Resolution is Associated with Short- and Long-Term Extended Durability in Patients with Neovascular Age-Related Macular Degeneration Treated with Faricimab: a Post Hoc Analysis of the Tenaya/lucerne Trials
Chief & Presenting author : Marten BRELEN
9. **12:18** FP3247 - Treatment Response and Safety of Faricimab in Underrepresented Patients with Diabetic Macular Edema (DME): Year 1 Top-Line Results from the Phase 4 Elevatum Study
Chief & Presenting author : Shrinivas JOSHI
10. **12:24** FP3248 - Safety Profile of Intravitreal Bevacizumab Biosimilar for Retinal Disease: a Single Center Retrospective Study
Chief & Presenting author : Sri Hudaya WIDIHASTHA
11. **12:30** FP3249 - Effects of Microperimetric Biofeedback Training to Reading Speed in Patients with Age- Related Macular Degeneration
Chief & Presenting author : Sri Hudaya WIDIHASTHA
12. **12:36** FP3338 - Fenofibrate Ameliorates Ocular Surface Inflammation in Patients with Diabetes
Chief & Presenting author : Yu Chi LIU

Rapid Fire Intraocular Inflammation, Uveitis and Scleritis Update Session

Chairperson : Vishali GUPTA

Date :	06-04-2025
Time :	11:30-13:00
Hall :	Moulshree Hall 402

- 11:30** FP3138 - Clinical Characteristics, Treatment, and Outcomes of Cytomegalovirus Anterior Uveitis: a Multicenter Study in Taiwan
Chief & Presenting author : Po-yi WU
- 11:37** FP3139 - Tocilizumab for Cystoid Macular Edema Secondary to Immune Recovery Uveitis in a Patient with Contraindications to Long-Term Systemic Corticosteroid
Chief & Presenting author : Ba Trung NGUYEN
- 11:44** FP3141 - Clinical Value of B-D-Glucan Testing and Next-Generation Metagenomic Sequencing for Diagnosis of Fungal Endophthalmitis
Chief & Presenting author : Yong TAO
- 11:51** FP3142 - Comparative Effectiveness of Immunomodulatory Agents Plus Corticosteroids for Severe Behçet's Disease Uveitis
Chief & Presenting author : Zhenyu ZHONG
- 12:58** FP3143 - Sex-Specific Neutrophil Subsets Determine the Immunological Outcome in Behçet's Uveitis
Chief & Presenting author : Qingfeng WABF
- 12:05** FP3144 - Aip1 Modulates Pyroptosis-Induced Angiogenesis Via Atypical Nlrp12-Asc-Caspase-8 Inflammasome in Retinal Neovascularization
Chief & Presenting author : Wei CHI
- 12:12** FP3145 - Carbonic Anhydrase Inhibitors for Managing Uveitic Macular Edema: a Systematic Review and Meta-Analysis
Chief & Presenting author : Tifanni EXCELINDA
- 12:19** FP3146 - Quantitative Assessment of Peripheral Choroidal Vasculature on UWF ICGA in Posterior Uveitis Using Advanced Imaging Processing Techniques
Chief & Presenting author : Ashish MARKAN (M19049)
- 12:26** FP3147 - A National Survey on the Practice of Uveitis Among Ophthalmologists in the Philippines
Chief & Presenting author : Jose Carlo ARTIAGA
- 12:33** FP3149 - Intravitreal Interleukin-6 Inhibition with Vamikibart in Uveitic Macular Edema: Final Results from the Phase 1 Dovetail Study
Chief & Presenting author : Jyotirmay BISWAS
- 12:40** FP3150 - IL-6 Inhibition with Vamikibart in Patients with Uveitic Macular Edema: Phase 3 Meerkat and Sandcat Trials
Chief & Presenting author : Vishali GUPTA (G09387)

Rapid Fire Ophthalmic Epidemiology and Prevention of Blindness Update Session

Chairperson : Praveen VASHIST, A.H.M Enayet HUSSAIN

Date :	06-04-2025
Time :	11:30-13:00
Hall :	Kaner Hall 403

- 11:30** FP3202 - Decadal Trends in Distance Effective Refractive Error Coverage (EREC) in INDIA
Chief & Presenting author : Vivek GUPTA (G18640)
- 11:36** FP3203 - Prevalence of Visual Impairment and Its Causes in Adults Aged 50 Years and Older: Estimates from the National Eye Surveys in Malaysia
Chief & Presenting author : Siti Nurhuda SHARUDIN
- 11:42** FP3204 - Cataract Conundrum: Barriers to Early Uptake of Surgery
Chief & Presenting author : Shubhratha HEGDE
- 11:48** FP3205 - Plasma Metabolomics Identifies Key Metabolites and Improves Prediction of Diabetic Retinopathy: Development and Validation Across Multi-National Cohorts
Chief & Presenting author : Shaopeng YANG
- 11:54** FP3206 - Plasma Proteomics Improves Prediction of Diabetic Retinopathy: Development and Validation Across Multi-National Cohorts
Chief & Presenting author : Shaopeng YANG
- 12:00** FP3207 - Relationship Between Diabetic Retinopathy and Age-Related Macular Degeneration in a Sub- Urban Population in Tianjin, China
Chief & Presenting author : Juping LIU
- 12:06** FP3208 - Comparison of the Effectiveness of Single- to Multi-Field Fundus Photography in Community Care of Diabetic Retinopathy
Chief & Presenting author : Cong YE
- 12:12** FP3209 - Prevalence and Causes of Visual Impairment Among School Children in Three Districts in Sri Lanka
Chief & Presenting author : Pradeepa K.SIRIWARDENA
- 12:18** FP3210 - Age-Related Macular Degeneration Epidemiological Characteristics in Southern Urals
Chief & Presenting author : Ellina IAKUPOVA
- 12:24** FP3211 - Prevalence and Associated Factors of Diabetic Retinopathy in Urals
Chief & Presenting author : Aigul NIZAMUTDINOVA
- 12:30** FP3212 - Overcoming Barriers: Portable Eye Care in a Nursing Home Setting
Chief & Presenting author : Rohan KHEMLANI
- 12:36** FP3213 - Burden of Visual Impairment Associated with Refractive Errors Among School Age Children in INDIA Using Machine Learning Approach
Chief & Presenting author : Vivek GUPTA (G18640)

IC63 - Unraveling Retinitis

Rohan CHAWLA

Date :	06-04-2025
Time :	11:30-13:00
Hall :	Mogra Hall 404 A

Retinitis is a Serious Vision Threatening Uveitis. It Can Be Confused with Other Types of Uveitis. Thus, It is Important for Ophthalmologists to Learn How to Identify Retinitis and Then Initiate Treatment or Early Referral. Many Cases of Retinitis Are Due to Infectious Causes Where Initiation of Steroid Therapy Without Cover of Appropriate Anti-Infective Therapy May Be Harmful. In This Course We Shall Teach the Ophthalmologist to Identify Retinitis Using Basic Ophthalmic Techniques. Further How Multimodal Imaging Can Help Classify Retinitis Into Various Types. Finally, We Will Touch Upon Investigations and Management of Such Cases Which is Mainly Medical but May Need Surgery at Times.

- 11:30** - How Do I Know I Am Dealing with a Case of Retinitis? (9 mins) : **Nawazish SHAIKH**
- 11:39** - Acute Retinal Necrosis – Typical and Atypical (9 mins) : **Devesh KUMAWAT**
- 11:48** - Toxoplasma Retinitis (9 mins) : **Shorya Vardhan AZAD**
- 11:57** - Cmv Retinitis (9 mins) : **Vinod KUMAR**
- 12:06** - Focal Retinitis Involving Posterior Pole (9 mins) : **Rohan CHAWLA**
- 12:15** - Surgical Management in Retinitis – My Perspective (5 mins) : **Rohan CHAWLA**
- 12:20** - Surgical Management in Retinitis – My Perspective (5 mins) : **Vinod KUMAR**

Panel Discussion :- (10 Mins)

Keynote Address - Subina NARANG: Management of ROP : Let the Light Shine (10 Mins)

Rapid Fire Glaucoma Update Session (3)

Chairperson : Michael COOTE

Date :	06-04-2025
Time :	11:30-13:00
Hall :	Mogra Hall 404 B

- 11:30** FP3126 - The 36-Month Outcome of Penetrating Canaloplasty in Secondary Glaucoma to Iridocorneal Endothelial Syndrome: a Prospective Study
Chief & Presenting author : Yuanbo LIANG
- 11:37** FP3127 - Explainable Machine Learning Predicts Intraocular Pressure from Demographics and Physiometabolics in Glaucoma Patients
Chief & Presenting author : Kevin CHAN
- 11:44** FP3128 - Cholesterol Ester Concentrations in the Aqueous Humor of Patients with Exfoliation Syndrome
Chief & Presenting author : Mineo OZAKI
- 12:54** FP3129 - Severity of Glaucoma and Factors Affecting It at First Presentation in a Tertiary Eye Hospital in Nepal
Chief & Presenting author : Anil PARAJULI
- 11:51** FP3130 - Steroid Response in Fellow Eyes of Glaucoma Patients Post Phacoemulsification
Chief & Presenting author : Rucha KACHA (R28628)
- 11:58** FP3131 - The Possibility of Implantation of an Intraocular Lens with Extended Depth of Focus in Patients with Advanced Glaucoma
Chief & Presenting author : Nadezhda GORBUNOVA
- 12:05** FP3132 - Glaucoma in Urals: Regional Prevalence Variations
Chief & Presenting author : Leisan GILEMZIANOVA
- 12:12** FP3133 - Rationale and Results of a New Resisting and Distributing Glaucoma Drainage Device
Chief & Presenting author : Michael COOTE
- 12:19** FP3134 - Age-Related Effects of Optineurin Deficiency in the Mouse Eye
Chief & Presenting author : Kevin CHAN
- 12:26** FP3135 - Low Intraocular Pressure Induces Fibrotic Changes in the Trabecular Meshwork and Schlemm's Canal of Sprague-Dawley Rats
Chief & Presenting author : Yuanbo LIANG
- 12:33** FP3136 - Incidence and Risk Factors for Early Transient Intraocular Pressure Elevation After Penetrating Canaloplasty in Patients with Glaucoma
Chief & Presenting author : Yuanbo LIANG
- 12:40** FP3137 - Two-Year Outcome of Phacogoniotomy for Advanced Primary Angle-Closure Glaucoma with Cataracts: a Multicenter Study
Chief & Presenting author : Yunhe SONG
- 12:47** FP3329 - Two-Year Outcomes of Selective Tenonectomy Versus Mitomycin C During Ahmed Fp7 Tube Shunt Implantation
Chief & Presenting author : Suria Sudhakaran MANNIL

IC241 - Refractive surgery options and decision making

Sudhank BHARTI

Date :	06-04-2025
Time :	11:30-13:00
Hall :	Kadamb Hall 405

There Are Multiple Options of Corrective Procedures Available in the Armamentarium of Refractive Surgeon. Laser Procedures , Lens Based Procedures, Intra Corneal Rings and Crosslinking Can Manage a Large Spectrum of Refractive Conditions. the Interpretation and Consideration of Basic and Advanced Investigations Like Refraction, Dilated Fundus Examination Including Optic Nerve Analysis, Tear Film Analysis, Corneal Topography and Tomography, Corneal Biomechanics and Analysis of Anterior Chamber and Angle Are Crucial in Decision Making of the Preferred Procedure. the Choice of Postoperative Regime and Its Contraindications in Certain Conditions is Also Important for Decisionmaking.

- 11:30** - Refractive Surgery Spectrum (20 mins) : **Sudhank BHARTI**
- 11:50** - Lens Based Refractive Surgery Options - Investigations and Considerations (20 mins) : **Purendra BHASIN**
- 12:10** - Corneal Procedures - Indications and Considerations (20 mins) : **Bhupesh SINGH**

Panel Discussion :- (15 Mins)

Keynote Address - Ahmed GHONEIM: Difficult Situation with Relex Smile (10 Mins)

IC1025 - Vitreo-Retinal Surgeon's Nightmares

Bhuvan CHANANA

Date :	06-04-2025
Time :	11:30-13:00
Hall :	Palash Hall - Grand Ball Room A

- 11:30** - Sub-Macular Hemorrhage During Vitrectomy for Retinal Detachment: How to Proceed (14 mins) : **Ajay AURORA**
- 11:44** - My Infusion Cannula Is Not in Position: Subretinal or Suprachoroidal Displacement of Infusion Cannul (14 mins) : **Andrew CHANG**
- 11:58** - Uncontrolled Bleeding During Diabetic Vitrectomy (14 mins) : **Bhuvan CHANANA**
- 12:12** - Slippage of Giant Retinal Tear Flap: What to Do Next? (14 mins) : **Shih Jen CHEN**
- 12:26** - Intra-Operative Suprachoroidal Hemorrhage: Is There Any Hope Left? (14 mins) : **Paisan RUAMVIBOONSUK**

IC1022 - Troubles in Topography: A Tutorial in Corneal Mapping

Tulika CHAUHAN

Date :	06-04-2025
Time :	11:30-13:00
Hall :	Palash Hall - Grand Ball Room B

- 11:30** - From Placido's Platforms to Scheimpflug's Scanners: Topography's Best Kept Secrets (15 mins) : **Kanika BHARDWAJ**
- 11:45** - Peeking Through the Pages: Navigating Pentacam, Galilei, and Cirrus Reports (15 mins) : **Garvita DABAS**
- 12:00** - Mapping the Margins: Topography's Role in Sculpting Borderline Corneas (15 mins) : **Tulika CHAUHAN**
- 12:15** - I Spy With My Little Eye: Topography's Glimpse Into Touched- Up Corneas! (15 mins) : **Kruthika Siddappa HIKKALAGUTTI**
- 12:30** - TopoTales: Chronicles of Corneal Topography and Biomechanics (15 mins) : **Raghav MALIK**

IC296 - Blueprints of Eyelid Restoration

Neelam PUSHKER

Date :	06-04-2025
Time :	11:30-13:00
Hall :	Palash Hall - Grand Ball Room C

Eyelid Reconstruction Stands as Pivotal Aspect of Oculoplasty, Balancing Both Functional Necessities & Aesthetic Aspirations. Participants Will Explore Compelling Reasons Behind Need for Reconstruction, Along with Foundational Strategies & Techniques Essential for Successful Outcomes. This Would Be Followed by Focusing on the Art of Selecting the Right Grafts. Practical Wisdom on Harvesting Techniques & Managing Donor Sites Will Be Shared. the Course Shall Also Highlight Ground-Breaking Advancements & Technologies That Are Redefining Eyelid Surgery Through Minimally Invasive Wonders & Transformative Case Studies. This Will Illustrate the Real-World Application & Benefits of These Novel Techniques. Participants Will Learn the Art of Early Detection & Pre-Emptive Measures, Alongside Effective Strategies for Managing Surgical Complications & Postoperative Hurdles. This Instruction Course Offers an Engaging, In-Depth Exploration of Key Topics, Designed to Captivate & Educate Attendees.

- 11:30** - Essentials and Strategic Foundations in Reconstruction (12 mins) : **Mridula Malhotra MEHTA**
- 11:42** - Graft Proficiency in Eyelid Restoration (12 mins) : **Manu SAINI**
- 11:54** - Mastering Timeless Techniques (12 mins) : **Rachna MEEL**
- 12:06** - Cutting-Edge Techniques in Eyelid Restoration (12 mins) : **Neelam PUSHKER**
- 12:18** - Navigating the Minefield of Complications (12 mins) : **Sahil AGRAWAL**

Panel Discussion :- (15 Mins)

Kerala Society of Ophthalmic Surgeons

Pearls from my challenging case

Chairperson : Thomas CHERIAN
Moderator : Bastin V A

Date :	06-04-2025
Time :	11:45-13:00
Hall :	Trade Room 1

Each talk is 5 mins

Synopsis- This is a Video Assisted Discussion of Challenging Cases. Each Presenter Will Show a Challenging Case and Explain How It Was Managed. at the End of the Course, the Audience Will Get Take Home Messages If They Come Across Similar Situation in Their Practice.

S.No	Topic	Speaker
1.	11:45 - Technique Modification for Safe Phacoemulsification in Different Grades of Posterior Polar Cataracts - 10 Mts	: Minu MATHEN
2.	11:55 - Great Challenge and Innovative Correction of LR Palsy by Silicone Band Sling Procedure - 10 Mts	: Elizabeth JOSEPH
3.	12:05 - Custom Graft in Perforated Puk - 10 Mts.	: David PUDUKADAN
4.	12:15 - Per Operative Shallow AC - 8 Mts.	: Thomas GEORGE
5.	12:23 - Pearls in the Management of Submacular Haemorrhage - 8 Mts.	: G. MAHESH
6.	12:31 - Navigating the Challenge of CSF Leak in Surgical Management of Optic Nerve Glioma in a Child - 8 Mts.	: Ani SREEDHAR
7.	12:39 - Challenges in the Management of Lid Hematomas - 8 Mts.	: Marian PAULY
8.	12:47 - 'Never Say Never Again'- the Story of a Corneal Ulcer - 8 Mts	: Vinay S

Post Graduate Case Presentation

Orbit and Lid

Moderator : Sahil AGRAWAL
Panelist : Ruchi GOEL, Sharmistha BEHERA, Urmil CHAWLA, Mukesh SHARMA, Parveen Kumar MONGRE

Date :	06-04-2025
Time :	11:45-13:00
Hall :	Trade Room 2

Name	Topic
Abhijay LUTHRA	Congenital Ptosis
Aditi Padmakar AGRESAR	A case of Axial Proptosis
AISHWARYA	Infraorbital schwannoma -When the tumor choses to arise from elsewhere
Alisha SIRSIKAR	Dumble Dermoid
Anupam SINGH	Orbital mass
Aravind KRISHNA	Recurrent RB
Pooja Mahesh RATHI	Sweet story:Taruma is area full of surprises
Punya MURALIDHAR	Sarcoidosis and Eye
Samah	Drain the Abscess and Save Vision
Ankita SHIRUDE	Orbital Apex Syndrome
Sourav DEY	Orbital Myiasis
Supriya JAYAGOPAL	Ancient Schwannoma
Rajeshwari CHITTI	Ocular Cysticercosis
Tisha VASANTH	A case of Fraser's syndrome
Kunal SINGH	Supraorbital Mass: TB Osteomyelitis
Juhi ARORA	Crouzon Syndrome

Each Presentation is 4 mins

DAY 04 – SUNDAY

Maharashtra Ophthalmological Society - (MOS) AIOS APAO session

Date :	06-04-2025
Time :	11:45-13:00
Hall :	Trade Room 3

Chairs: Shirish Vishwasrao THORAT, Santosh AGRAWAL
Co Chairs: Parikshit GOGATE, Jignesh Bhaichand TASWALA
Convenors: Sumeet LAHANE, Anagha HEROOR
Moderators: Viral SHAH, Atul KADHANE
Expert Panel: Lahane Tatyrao PUNDLIKRAO, Barun Kumar NAYAK, S NATARAJAN, Walimbe Prasad BHALCHANDRA, Killedar Milind ARVIND, Susmita G. SHAH (Nag CHOUDHURY), Shubha JHAVAR, Nikhil NASTA

The best in Ophthalmology: Never seen before!

- | | |
|--|----------------------|
| 1. 11:45 What's New in Trauma? - 8 mins | : Prashant BAWANKULE |
| 2. 11:53 What's New in Pediatric OPH? - 8 mins | : Parikshit GOGATE |
| 3. 12:01 What's New in Vitreo Retina? - 8 mins | : Piyush BANSAL |
| 4. 12:09 What's New in Cataract Refractive? - 8 mins | : Sourabh PATWARDHAN |
| 5. 12:17 What's New in Oculoplasty? - 8 mins | : Akshay NAIR |
| 6. 12:25 What's New in Cornea? - 8 mins | : Q B MASKATI |
| 7. 12:33 What's New in Glaucoma? - 8 mins | : Sachin DHARWADKAR |

7 talks- 8 mins each = 55 min, Expert panel discussion= 25 min

Current Concept - Suprachoroidal hemorrhage

Suprachoroidal hemorrhage

Date :	06-04-2025
Time :	11:45-13:00
Hall :	Trade Room 4

Suprachoroidal hemorrhage is a rare but devastating complication of ophthalmic surgeries. Early identification and judicious subsequent management can greatly alter the outcome which is otherwise very poor. This instruction course aims to discuss in detail about the basics including anatomy, risk factors, identification and subsequent management of suprachoroidal hemorrhage. Various techniques of drainage of suprachoroidal drainage will be shown through surgical videos. Glaucoma surgery being the most commonly encountered cause of post surgical suprachoroidal hemorrhage will be discussed with special attention. We aim to highlight tips and tricks in especially complicated cases for which we have compiled more than 10 surgical videos in different scenarios.

- | | |
|--|-----------------------|
| 1. Introduction and identification of Suprachoroidal Hemorrhage - 15 Mins | : Nawazish SHAIKH |
| 2. Management of Suprachoroidal hemorrhage - 15 Mins | : Shorya Vardhan AZAD |
| 3. Complex scenarios and associated complications in Suprachoroidal Hemorrhage - 15 Mins | : Saurabh VERMA |
| 4. Tips and tricks to avoid and treat Suprachoroidal hemorrhage in glaucoma surgery -15 Mins | : Tanuj DADA |

Total duration(include panel discussion : 15 Mins)

Update - TED Talks: Transformative Strategies in Thyroid Eye Disease Management

Rachna MEEL

Date :	06-04-2025
Time :	11:45-13:00
Hall :	Trade Room 5

This instruction course offers a comprehensive exploration of the multifaceted management of Thyroid Eye Disease (TED). Beginning with workup and staging, participants will gain insights into advanced diagnostic approaches, classification systems, and the latest imaging techniques needed for accurate staging. Next, the endocrinologist's perspective provides an in-depth look at pharmacological interventions and immunomodulatory therapies, emphasizing the importance of monitoring and managing side effects to ensure patient safety and treatment efficacy, strategies for optimizing thyroid function, and the benefits of collaborative care models. We shall later learn corrective management techniques in TED for Eyelid Retraction, both surgical and non-surgical treatment options, surgical techniques for strabismus correction, and improving the space of the orbits with decompression techniques, and approaches, and highlights the importance of managing complications to ensure optimal patient outcomes.

- | | |
|---|------------------|
| 1. 11:45 Decoding Thyroid Eye Disease: Workup and Staging - 15 Mins | : Sahil AGRAWAL |
| 2. 12:00 Hormones in Focus: The Endocrinologist's Perspective - 15 Mins | : Yashdeep GUPTA |
| 3. 12:15 Relieving the pull: Management of eyelid retraction - 15 Mins | : Neelam PUSHKER |
| 4. 12:30 Aligning vision in Thyroid Eye Disease - 15 Mins | : Amar PUJARI |
| 5. 12:45 Breaking Barriers: Orbital Decompression Techniques - 15 Mins | : Rachna MEEL |

APAO - AIOS Annual Conference 2025

Date :	03-04-2025
Time :	10:30-12:30
Hall :	YO Pavilion

Session 1 The Squid Games

Short Description: YOSI Squid Games – Survive, Thrive, And Conquer!

Step into the ultimate test of skill, knowledge, and resilience with YOSI Squid Games! This high-stakes ophthalmology challenge is designed to push young ophthalmologists to their limits through a series of intense, interactive tasks. From rapid-fire diagnostics to precision surgical simulations, participants must outthink, outmaneuver, and outperform their peers to emerge victorious. With each round increasing in complexity, only those with sharp skills and sharper instincts will survive, thrive, and conquer. Are you ready to play?

Chairpersons : Prashant BAWANKULE, Prafulla MAHARANA, Thanaporn WIRIYABANDITKUL, Alia ARIANTI, Bernardo SOARES

Co- Chairpersons : Nicole CHAN, Wai Yong ZHENG, Jakkrit JUHONG

Moderators : Aditya SETHI, Jitendra VIDHANI, Rwituja Thomas GROVER, Sahebaan S SETHI, RITU, Bhavya GOKANI

S. No	Participant	Shape	Color	Team
1	SAMINDA	□	Green	SQUARE Green Team
2	Tonici PAULINO	□	Green	SQUARE Green Team
3	Alvin TEO	□	Green	SQUARE Green Team
4	Vithiaa A	□	Green	SQUARE Green Team
C	Karan BHATIA			

1	CHAMARA	▲	Red	TRIANGLE Red Team
2	Duke MATAKA	▲	Red	TRIANGLE Red Team
3	Leroy TAN	▲	Red	TRIANGLE Red Team
4	Claire PETERSON	▲	Red	TRIANGLE Red Team
C	Diva Kant MISRA			

1	DULEEPA	●	Blue	CIRCLE Blue Team
2	Mohd AZZAM	●	Blue	CIRCLE Blue Team
3	Merrellynn HONG	●	Blue	CIRCLE Blue Team
4	Ashrafal HUQ	●	Blue	CIRCLE Blue Team
C	Prasanna VENKATESH			

1	Sampath RANAWEERA	×	Yellow	CROSS Yellow Team
2	Lala MAMMADOVA	×	Yellow	CROSS Yellow Team
3	Charisse TANLAPCO	×	Yellow	CROSS Yellow Team
4	Nhan TRUONG	×	Yellow	CROSS Yellow Team
C	Nilesh KUMAR			

TOTAL DURATION 120 Mins

Session 2

The YOscars

Date :	03-04-2025
Time :	02:00-03:30
Hall :	YO Pavilion

Short Description: YO OSCARS 2025 – Lights, Camera, Innovation!

A unique session at YO Pavilion, AIOS-APAO 2025, showcasing innovative ophthalmic videos. Selected entries will be screened, judged by experts, and awarded for creativity, surgical excellence, and innovation. Come be a star!

Chairpersons :	Deepak MISHRA, Somasheila MURTHY, Nitee RATPRASTPORN, Haeng-Jin LEE
Co- Chairpersons :	Wendy WONG, Elizabeth GILLER
Moderators :	Tushar GROVER, Aditya SETHI, Prithvi CHANDRAKANTH, Hirika GOSALIA
Jury :	Sonal KALIA, Zain KHATIB, Shail VASAVADA, Ashish MARKAN, Vaibhav SETHI, Ting FANG, Tushya Om PRAKASH

- | | |
|--|---------------------|
| 1. Lenticule Extracting Hydrocanula For SMILE Refractive Surgery | : Rohan MEHRA |
| 2. Duel with Sub Retinal Cysticercus | : Kshitij RAIZADA |
| 3. "From Blood to the Membrane : A Novel Graft Substitute Post Pterygium Surgery " | : Lipi MITTAL |
| 4. Rebuilding the Curve : Surgery For Vitreo Macular Traction | : Apoorva JADHAV |
| 5. Traumatic Cataract Perfect Outcome In A Not So Perfect Eye | : Pooja MEHTA |
| 6. Mission Heeraganj | : Deepanshu AGRAWAL |
| 7. Triple Procedures : Challenges During Lens Management | : Karan BHATIA |
| 8. An Upright Vitreous Lavage : An Innovative Topical AFE | : Harshal SAHARE |
| 9. "When The Going Gets Tough : Playing Innovator As A Glaucoma Surgeon" | : Sahebaan S SETHI |
| 10. Dousing The Sub Retinal Volcano With TPA | : Kshitij RAIZADA |
| 11. Gliding Muscle Hook : Alternative for large IOFB removal | : Pushkar DHIR |
| 12. Diary Of An Oculoplasty Surgeon | : Nupur GOEL |
| 13. A Simple New Technique to Peel Epiretinal membrane Without Removing Silicone Oil | : Tai-Chi LIN |

Session 3

Date :	03-04-2025
Time :	03:30-05:00
Hall :	YO Pavilion

The Mentorship Symphony

Short Description: "The Mentorship Symphony"

An inspiring session that introduces you to the importance of the correct combination of mentor and mentee leading to dynamic exchange of ideas. This unique session will feature insightful discussions, personal stories, and expert advice on getting the right symphony of a mentor and mentee. Hear it from renowned and budding mentors and rising stars about their experiences, challenges, and triumphs, providing valuable lessons along with an interesting M & M session at the end.

Chairpersons : Kasturi BHATTACHARJEE, Claire Lixian PETERSON, Wendy See Yen NEE, Ei Kay KHAING

Co- Chairpersons : Hiroshi TANAKA, Joy LEUNG

Moderators : Rolika BANSAL, Awaneesh UPADHAYAY, Sunandini BOSE

Panelists : Aditya SETHI, Annu JOON, Ashish MARKAN, Ashraful HUQ, Ayushi AGARWAL, Nicole CHAN, Julia CHAN, Nitee RATPRASATPORN, Sameeksha AGARWAL

- | | |
|--|---------------------------------|
| 1. Role of mentors in life: Mentors in Residency | : Annu JOON |
| 2. Role of mentors in life: Mentors in Fellowship | : Sunandini BOSE |
| 3. Navigating through different personalities of mentees | : Claire Lixian PETERSON |
| 4. Setting SMART goals: Mentor's perspectives | : Jitendra VIDHANI |
| 5. Setting SMART goals: Mentee's perspectives | : Farnaz YAZEER |
| 6. Struggles are Real: Convert defeats into triumph | : Tejsu Singh MALLA |
| 7. Debate: Women as mentors and mentees | : Wendy See Yen NEE |
| 8. Debate: Men as mentors and mentees | : Bharat MEHTA |
| 9. What I was and What I became? – Evolution as a mentee | : Nitee RATPRASATPORN |

M & M Mash-up: Mentees Pitch and Mentors Pick: (90 seconds Pitch By Each Mentee And Mentors Pick A Mentee Based On The Pitch And Give A Reason Why – In A Sequence By Potluck)

Mentors : Aditya SETHI, Ashish MARKAN, Ashraful HUQ, Awaneesh UPADHYAY, Ayushi AGARWAL, Julia CHAN, Rolika BANSAL

Mentors : Ashwitha ALVA, Banka Megha AJAY, Farnaz YAZEER, Gaurav VERMA, Kamakshi KHARBANDA, Nandita TRIVEDI, Ritu SINGH

TOTAL DURATION

90 Mins

Session 1

Young Ophthalmologist Retina case competition (YORCC)

Date :	04-04-2025
Time :	09:30-11:00
Hall :	YO Pavilion

Short Description: Presenter Will Present Interesting Cases In Retina, And A Panel Will Discuss The Cases

Chairpersons : Shrinivas M JOSHI, Tinku BALI, Chun Pin TSAI, Mominul ISLAM
Co- Chairpersons : Aziz Jan BASHIR, Wei-Chu WU, Theinchai PASURAKUL
Moderators : Apoorva AYACHIT
Panelists : Shishir VERGHESE, Avik Dey SARKAR, Abhijaat CHATURVEDI, Rajiv GANDHI

- | | |
|---|---------------------|
| 1. Unveiling the mask: A curious case of hypopyon uveitis | : Ananya KAGINALKAR |
| 2. Guess me if you can | : Ashutosh GUPTA |
| 3. Laser induced Manulopathy | : Lala MAMMADOVA |
| 4. Why did the retina bleed | : Hrishikesh NAIK |
| 5. Help! The disc is choking while im operating | : Sushmita SHETTY |
| 6. Interesting retina case | : Yusuke MURAKAMI |

Session 2

Surfing The Anterior Segment

Date :	04-04-2025
Time :	02:45-04:00
Hall :	YO Pavilion

Short Description: Case Presentations And Panel Discussion In Anterior Segment Surgery

Chairpersons : Pradip Kumar MOHANTA, Amit PORWAL, Anagha HEROOR, Fitri OTHMAN, Kaushal POKHREL
Co- Chairpersons : Rabindra Singh THAKURI, Helena HURAIRAH
Moderators : Aditya SETHI, Lipi MITTAL, Kamakshi KHARBANDA
Panelists : Undarmaa TUMURBAATAR, Kareeshma WADIA, Mainik BHATTACHARYA, Tejsu Singh MALLA, Claire Lixian PETERSON, Julia CHAN, Anuj KODNANI, Niranjan KARTHIK

- | | |
|--|-------------------------------|
| 1. From Diabetes to Dry Eye Relief: The Surprising Benefits of Topical Insulin | : Sonali PRASAD |
| 2. Challenges I faced as a new refractive surgeon | : Kaushal POKHREL |
| 3. Drug-induced acute angle closure Glaucoma | : M Ruwani PERERA |
| 4. The Missing Piece- Cataract Surgery in an Eye with IridoFundal Coloboma-Tricks and Challenges | : Deeksha RANI |
| 5. Expect the unexpected: the intricacies of dealing with obliques | : Pooja PATEL |
| 6. Angle Recess and Myopic Shift after blunt trauma | : Andi Tenrisanna Devi INDIRA |
| 7. Phaco in soft cataracts- A journey from a beginner to an Expert surgeon | : Jitendra VIDHANI |

Session 3

RSTC (Research Skill Transfer Course)

Date :	04-04-2025
Time :	04:00-05:00
Hall :	YO Pavilion

Chairpersons :	Krishna Prasad KUDLU, Rohit SAXENA, Wendy See Yen NEE, Charisse Ann TANLAPCO
Co- Chairpersons :	Battuya BAZARRAGCHAA
Moderators :	Deepanshu AGRAWAL, Ayushi AGARWAL, Anujeet PAUL
Panelists :	Kendrick, Hirika GOSALIA, Aakash CHOWDHARY

- | | |
|--|---------------------|
| 1. Visual narratives: The art of publishing photo essays and ophthalmic images | : Avik Dey SARKAR |
| 2. Managing references efficiently | : Rolika BANSAL |
| 3. Constructing a case report / case series | : Hirika GOSALIA |
| 4. Inception of an Original Article | : Prasanna V RAMESH |
| 5. Getting your manuscript published | : Ayushi AGARWAL |
| 6. How to deal with rejection pragmatically | : Mittali KHURANA |
| 7. Tips to initiate a multicenter study | : Tai-Chi LIN |

Session 1

Meet & Greet With Leaders

Date :	05-04-2025
Time :	11:30-01:00
Hall :	YO Pavilion

Short Description: This is going to be a panel meeting with all YO leaders showcasing their activities of their respective countries. Senior leaders from AIOS and APAO will also be invited to know about YO activities being done globally.

AIOS	DOS	APAO	International YOs	YOSI
Lalit VERMA	Rohit SAXENA	Ava HOSSAIN	SK FANG	Diva Kant MISRA
Samar BASAK	Rajesh SINHA	Clement C THAM	Marcus ANG	Digvijay SINGH
Harbansh LAL	Prafulla MAHARANA	Dennis LAM	Claire PETERSON	Sonal KALIA
Partha BISWAS	Kirti SINGH		Ray LIN	Karan BHATIA
JS TITIYAL			UNDARMAA	Awaneesh
Santosh HONAVAR			Amit YADAV	Nilesh KUMAR
Manoj Chandra MATHUR			AZAMM	Aditya SETHI
Namrata SHARMA			WENDY	Prasanna V RAMESH
M VANATHI			TEJSU	
Prashant BAWANKULE			SAMINDA	
KP KUDLU			Ashraful HUQ	
			Tai CHI	
			Chay TANLAPCO	
			NITEE	
			Kaushel POKHREL	
			Honda Hung-Da	
			Ljilmurun JILL	
			SARA	

Session 2

Debate At YO Pavilion

YO Debate - Visionary Perspectives: Debating Eye Care

Date :	05-04-2025
Time :	02:00-03:30
Hall :	YO Pavilion

Chairpersons :	CV Gopala RAJU, Ashraful HUQ, Mohammed AZZAM, Thiri ZAW
Co- Chairpersons :	Tejsu Singh MALLA, Kanae FUKUTSU, Kan Htoo AUNG
Moderators :	Prabhat NANGIA, Nikunj TANK, Ankit AGRAWAL, Smriti GAHALYAN
Panelists :	Pranav SALUJA, Shivani DIXIT, Sameeksha AGRAWAL, Samip MEHTA, Vinoth ARUNACHALAM, Anuj KODNANI

1. SFIOL VS IRIS CLAW	: Smriti Gahalyan SALUJA
2. SFIOL VS IRIS CLAW	: Kartikey SINGH
3. Unhappy MFIOL patient- Explant or Observe	: Ankit AGRAWAL
4. Unhappy MFIOL patient- Explant or Observe	: Aditya SETHI
5. Eylea Vs Pagenax	: Neha PANDEY
6. Eylea vs Pagenax	: Tanvi JAIN
7. MIGS VS TRABECULECTOMY	: Sahebaan SETHI
8. MIGS VS TRABECULECTOMY	: Priyanka CHAUDHARY
9. Keratorefractive procedure va phakic IOL for borderline cases	: Palak AGARWAL
10. Keratorefractive procedure va phakic IOL for borderline cases	: Zain KHATIB

Session 3

YOSI Sociocultural Session (BeYOnd)

Short Description: BeYOnd session by YOSI Socio Cultural

In this session we aim to explore and discuss the Beyond Ophthalmology facets and aspects for YOs - Extracurricular Passions, Work work-life balance, Multitasking as a YO etc

Date :	05-04-2025
Time :	03:30-05:00
Hall :	YO Pavilion

Chairpersons :	Fairooz PM, JS BHALLA, Abdul HANNAN
Co- Chairpersons :	Saminda PARANAHEWA, Nurliyana Ain Abdul GHANI, Widya ANANDITA
Moderators :	Nupur GOEL, Priya SISODIYA
Panelists :	Sunandini Bose, Gunjan BUDHIRAJA, Amit Kumar YADAV, Shivani DIXITI

1. YOSI Socio Cultural - A Passion Project	: Nupur GOEL
2. Reigniting the old flame of dance	: Nandita TRIVEDI
3. WORDS BeYOnd Ophthalmology	: Ritu SINGH
4. Music & Strings for YOur Soul	: Pranav SALUJA
5. Challenges of leadership & workplace as young women ophthalmologist	: Sonal KALIA
6. Eye Hustle: Multitasking with Life and Practice as a Young Ophthalmologist	: Charisse Ann Sanchez- TANLAPCO
7. Seizing the virtues as an Asian YO : Opportunities & Beyond	: Julia CHAN

Session 1

Eyes on the World: International Examinations and Fellowships

Date :	06-04-2025
Time :	09:00-10:30
Hall :	YO Pavilion

Short Description: The session has been designed for the YOs to explore global opportunities in ophthalmology by looking beyond the horizon. Learn from experts about prestigious fellowships available globally and international examinations that can elevate your career. Gain valuable insights, network with peers, and discover how to take your ophthalmology career to the next level.

Chairpersons : Piyush R BANSAL, Vardhaman KANKARIYA, Ijilmurun ENKHAMGALAN, Wai Yong ZHENG, Sharon CHOW

Co- Chairpersons : Kasthuri, Amit Kumar YADAV, Bipul Kumer SARKER

Moderators : Ashish MARKAN, Gunjan BUDHIRAJA, Rolika BANSAL

Panelists : Ashish MARKAN, Manasi TRIPATHI, Pranita SAHAY, Sayali KARANDEA, Shail VASAVADA, Sumeet LAHANE, Tanya JAIN

- | | |
|---|--------------------|
| 1. Pathways to International Fellowships: All About Licensing Examinations | : Manasi TRIPATHI |
| 2. The Passport to International fellowships: FAQs | : Rolika BANSAL |
| 3. International Fellowship Examinations: Clarifying the Misconceptions | : Pranita SAHAY |
| 4. The three Ps of International Fellowship- Plan, Prepare, Prosper | : Tanya JAIN |
| 5. The CV Hacker: Tips, Tricks, and Secrets to Get Noticed | : Shail VASAVADA |
| 6. Reverse Brain Drain: Bringing home the best from International Fellowships | : Puneet JAIN |
| 7. Hands-on or Hands-off: The International Scalpel Dilemma | : Anadi KHATRI |
| 8. The Funding Heist: Options Available for International Fellowships | : Gunjan BUDHIRAJA |
| All Experts | Q and A |

Session 2

The Resident Doctor's Capsule

Date :	06-04-2025
Time :	11:45-01:00
Hall :	YO Pavilion

Short Description: A must-attend session covering aspects of academic and surgical growth, financial stability, research opportunities and mental well-being during residency training. It provides a comprehensive toolkit for ophthalmology trainees/residents.

Chairpersons : Elankumaran P, Kirti SINGH, Yukako TAKETANI

Co- Chairpersons : Amit Kumar YADAV, Cherry MON

Moderators : Arshi SINGH, Tanya JAIN, Isha SHARMA, Bhavya GOKANI

Panelists : Sameer CHAUDHARY, Sonal KALIA, Vithiaa NILAMANI, Mehak GUPTA

- | | |
|--|-------------------------|
| 1. "SMART" Learning for Busy Residents: Top Online Resources | : Pallavi GOEL |
| 2. From Fumbles to Fame: Mastering the VIVA game | : Chinmay MAHATME |
| 3. Conquering OSCE like a Pro | : Aakanksha RAGHUVANSHI |
| 4. The art of tackling Academic Presentations during Residency | : Aarushi SAINI |
| 5. How to approach ocular trauma as a junior resident | : Chamika De SILVA |
| 6. EXPERIENCE THE TRINITY - My journey of experience life, education and learnings at the 3 premier institutions of India | : Aniruddh SONI |
| 7. Maximizing surgical opportunities in residency | : Ritika MULLICK |
| 8. Roadmap to navigating through conferences in residency | : Vaishali TOMAR |
| 9. Short description: A session to orient and familiarise young ophthalmologists with the very basics of clinical research | : Aniruddh HEROOR |
| 10. Residency and then.. what next? | : Amit Kumar YADAV |

AIOC Theatre E-Poster

Community / Social Ophthalmology + Comprehensive Ophthalmology - I

Date :	03-04-2025
Time :	08:00-09:15
Hall :	Screen - 1

Panelist : Abhishek RANJAN, Mahesh Chandra AGRAWAL, AshokKumar M.

Each Presentation is 3 minutes

- FP26 - Prevalence of Uncorrected Refractive Error Among Urban and Rural School Children in Ludhiana
Chief & Presenting author : Gaurav MAHAJAN (M29329), Batra NITIN, Rupali CHOPRA
- FP51 - Vision Miracles in Hopeless Conditions of Eye Disorders
Chief & Presenting author : Ashwini KUMAR (K09582)
- FP64 - Enhancement of Global Eye Care by Harnessing the Power of International Volunteers
Chief & Presenting author : Sanjiv DESAI (D04258), Rajiv DESAI, Devanshi DESAI
- FP68 - Vision Restoration Miracles in Hopeless Conditions Eye Disorders
Chief & Presenting author : Ashwini KUMAR (K09582)
- FP139 - Effect of Alcohol Dependence on IOP and Risk of Glaucoma
Chief & Presenting author : Ashok Kumar M. (A09083)
- FP155 - Interesting Collection of Uveitis Cases in a Stand-Alone Practice
Chief & Presenting author : Ashok Kumar M. (A09083)
- FP279 - Aeromedical Concerns: Dry Eye Disease and Prolonged Flight Hours in Civil Pilots
Chief & Presenting author : Atul Kumar SINGH (S11737), Robin MALIK
- FP426 - Hyphema Following Intraocular Pressure Measurement with Schiottz Tonometer: Unexplained Etiology
Chief & Presenting author : Sweta BHOWAL (S28638), Saugata SAHA, Bidyut CHATTERJEE, Souvik BANERJEE
- FP582 - Need of Early Counseling Centers to Diabetics Globally with Involvement of Governments
Chief & Presenting author : Katta Sreenivasaiah VENKATESULU (K10033)
- FP583 - Herpes Zoster Ophthalmicus - an Interesting Case
Chief & Presenting author : Udbuddha DUTTA (D22142), Bratatee ROY
- FP687 - The Missing Iris and Its Clinical Implications
Chief & Presenting author : KIRUBHALANI SELVAN (K29068), Anurag NARULA, GAJASHREE S
- FP802 - Awareness of Pediatricians for Eyecare in Children Including Those with Special Needs- Reality Check
Presenting author : Sheetal MADALAGI (S23962), Chief author : Deepti P., Kalyani MALASANE
- FP1012 - A Study on Knowledge and Awareness of Diabetic Retinopathy in a Tertiary Care Institute
Presenting author : Shanmugasundaram PALANISAMY (S26351), Chief author : Sucheta PARIJA, Anmol KAR, AAKANKSHA SHAW
- FP1040 - Etiological Profile of Irreversible Blindness in Rural & Urban Population- a Cross Sectional Study
Chief & Presenting author : Lahari GANGAVALLI (L27555), Ravinaini KOSTI
- FP1274 - Histologically Proven Siderotic Cataract with Vanished Intraocular Foreign Body
Chief & Presenting author : Thanusree P (T23037), Rajini K. C.
- FP1666 - To Study the Fundus Changes in Cases of Pre-Eclampsia & Eclampsia
Chief & Presenting author : Nidhi SHARMA (N25258), Jyoti DESWAL, Rajendra Singh CHAUHAN
- FP1675 - Impact on Quality-Of-Life Post Eyecare Interventions in Patients with Impaired Cognitive Functions
Chief & Presenting author : Renu WADHWA , Amrita KAPOOR
- FP1858 - Comparison of Osmi & Speedquestionnaire for Dry Eye Assessment in Non Clinical Sample Among Students
Chief & Presenting author : Sushma A. (S20735), KALGI RUGHANI, Srushti K S, Manjula Yennagere MUNIYAPPA
- FP1947 - To Evaluate the Visual Quality of Life in Low VISION Patients Following Low VISION Rehabilitation
Presenting author : Ayesha MUSTHAFA (A27214), Chief author : Tanushree V., B.L. Sujatha RATHOD, Hebbale Ramakrishna SHWETHA
- FP2021 - Panophthalmitis in a Patient with Microcornea: a Rare Confluence
Chief & Presenting author : Akshay THAKUR (T29648), Alind MURKHE, Shruti BISEN, AJAY KUMAR SHUKLA
- FP2181 - Stalling Sight:how Socioeconomic and Demographic Factors Delay Cataract Treatment and Screening
Chief & Presenting author : Anand GANDHI (G29111), Ankit GUPTA
- FP2502 - Early Insight and Gains from a Collaborative Multicentric Study
Presenting author : Abhishek RANJAN, Chief author: Anita AMBASTA

AIOC Theatre E-Video

Posterior Segment - I

Judge : Jaydeep WALINJKAR, Indranil SAHA, Apoorva N, Priyanka AGARWAL

Date :	03-04-2025
Time :	08:00-09:15
Hall :	Screen - 2

Each video is 4 minutes

- VT16 - Eye Intruders: Strategies for Intraocular Foreign Bodies”
Chief & Presenting author : Pushkar DHIR (D18132), Muskan SETHI, Ruchika DHIR, Parikshit DHIR
- VT34 - A Close Call: Case Study on Ocular Injury and Intraocular Foreign Body
Chief & Presenting author : Venya SHARMA (V28198), Shubhangi MAHESH, Syed Faraaz HUSSAIN
- VT115 - Crazy Claw Dancing Iris
Chief & Presenting author : Annaji KOTA (K23062), Harshit Krishna MALAVAT, Krishna Teja PALLA, Ashish GUPTA
- VT119 - The Rise of Un-Invited Trouble Maker
Chief & Presenting author : Krishna Teja PALLA (P20872), Krithika VENKATESH, Srikanth SATHAGOPAM, Annaji KOTA
- VT127 - The Pinch and Peel Technique for Safe and Effective Complete Pvd in Difficult Scenarios
Chief & Presenting author : Indranil SAHA (S17048)
- VT141 - Threads of Vision- Securing Future, One Suture at a Time!
Chief & Presenting author : Ramya R NADIG (R25480), Dhanashree RATRA
- VT152 - Juxta Macular Proliferation: to Touch or Not to Touch
Chief & Presenting author : Jaydeep WALINJKAR (W12020), Afroz Qasim PATEL
- VT156 - Tale of the Toxic Glass- Mammoth Curved Glass IOFB Related Penetrating Ocular Trauma!
Chief & Presenting author : Veer SINGH (S18621), Shishir VERGHESE, Preetam SINGH, Arjan SINGH
- VT160 - Sub ILM Haemorrhage and Different Treatment Options
Chief & Presenting author : Annaji KOTA (K23062), Krithika VENKATESH, Krishna Teja PALLA, Ashish GUPTA
- VT177 - Surgical Techniques for Managing Recurrent Retinal Detachment with Macular Hole as a Primary Break
Chief & Presenting author : Jaydeep WALINJKAR (W12020), Afroz Qasim PATEL
- VT199 - Closing the Gap: a Visual Guide to Mastering Macular Hole Surgery
Chief & Presenting author : Anugraha BALAMURUGAN (B19172), Prasanna Venkatesh RAMESH
- VT236 - From Detachment to Restoration: Behind the Surgical Curtain
Chief & Presenting author : Anugraha BALAMURUGAN (B19172), Prasanna Venkatesh RAMESH
- VT237 - Pandora’s Box
Chief & Presenting author : Vrinda DALWANI (V21413), Vrinda DALWANI
- VT242 - Duel with Sub-Retinal Cysticercus
Chief & Presenting author : Kshitij RAIZADA (R21801)
- VT245 - “Dousing the Sub-Retinal Volcano of Blood with Tissue Plasminogen Activator”
Chief & Presenting author : Kshitij RAIZADA (R21801)
- VT249 - From Selection to Success: a Beginner’s Journey in Diabetic Vitrectomy
Chief & Presenting author : Aswin P R (R19259), Syed Mohideen Abdul KHADAR, Akhila KUTUMBAKA
- VT265 - Inverted Internal Limiting Membrane Flap Technique in the Treatment of Large Idiopathic Macular Hole
Chief & Presenting author : SAURABH DESHMUKH (D19878), Krati GUPTA, Surpriya HAWAIBAM, Ronel SOIBAM

AIOC Theatre E-Poster

Cornea + External eye + Ocular surface disease + Refractive Surgery - I

Date :	03-04-2025
Time :	09:15-10:30
Hall :	Screen - 1

Panelist : Santosh KUMAR, Jeenu Priya S. TYAGI, Aakash CHOWDHARY

Each Presentation is 3 minutes

- FP216 - Optimal Management of Persistent Diplopia by Transposition Surgery
Chief & Presenting author : Meet RANINGA (R29496), Samrity GANDHI
- FP293 - Laser Vision Correction of Residual Refractive Errors After Cataract Surgery
Chief & Presenting author : Nishi PRASAD (N25455), Ganesh PILLAY, Prashant SINGH
- FP347 - Unpacking VKC: How Gender and Age Shape the Clinical Picture
Chief & Presenting author : Suhita MATHIMAARAN (S27905), Mugundhan RAJARAJAN, Varsha BHAMBHANI, Shweta AGARWAL
- FP383 - Peripheral Iridectomy in Descemet Stripping Endothelial Keratoplasty: to Do or Not to Do
Chief & Presenting author : Santosh KUMAR (K11796), Agrima BHATIA
- FP456 - Comparison Between Wavefront Aberrations and Depth of Demarcation Line Post Collagen Crosslinking
Chief & Presenting author : Ananya CHATTERJEE (A26529), Vijay Kumar SHARMA
- FP473 - Descemetopexy - a Timely Intervention for Descemet Membrane Detachment
Chief & Presenting author : Suhani DHAR (S28605), Akanksha KOUL
- FP606 - The Lingual Hazard: a Case Series of Corneal Ulcers from Non-Sterile Foreign Body Extraction
Chief & Presenting author : Kshiti SARUPARIA (K25093), Manisha Chhabra ACHARYA, Nupur GUPTA
- FP633 - Out Break of Microsporidium Keratoconjunctivitis in a Medical College Hostel in Northern India
Chief & Presenting author : Sakshi BHANDARI (S29573), Harnoor JOT, Ruchika AGARWAL, PALLAVI
- FP658 - Exserohilum Keratitis in a Patient with Failed Corneal Graft: a Rare Presentation
Chief & Presenting author : Hariom YADAV (Y29540), priyal PATEL, Pradnya BHOLE
- FP696 - Pneumatic Iridodialysis Repair: Known or Unknown?
Chief & Presenting author : Rinky AGARWAL (A19062), swati TYAGI, Subhash DADEYA, Pranita SAHAY
- FP741 - A Case of Pellucid Marginal Corneal Degeneration
Chief & Presenting author : Arnab ROY (R25654)
- FP779 - Use of Intrastromal Voriconazole Injection in the Treatment of Resistant Fungal Keratitis
Chief & Presenting author : Ashish BHARTI (B29063), Vatsala KUNWAR, Nitish Kumar MARSHAL, Rahul PRASAD
- FP1241 - A Comparative Analysis of Post Operative Dry Eye Disease in Phaco Emulsion Vs SICS
Chief & Presenting author : Charu ARORA (A26219), Aakash CHOWDHARY, Gargi BHALLA
- FP1436 - A Giant Sebaceous Cell Carcinoma of Lid, an Interesting Case Report
Chief & Presenting author : Prangya PANDA (P09876)
- FP1517 - A Clinical Study on Dry Eye Following Phacoemulsification/sics & Association with Other Risk Factors
Chief & Presenting author : Sana IBRAHIM (S28764), Deepanjan GHOSH
- FP1781 - Pterygium Surgery with Autologous Graft with Glue Versus Sutures
Chief & Presenting author : Ashish BHARTI (B29063), Zaid ASHRAF, Priya SUMAN, Rahul PRASAD

AIOC Theatre E-Video

Posterior Segment - II

Panelist : Saurabh VERMA, Shorya Vardhan AZAD, Ankita GUPTA,
Saurabh ARORA

Date :	03-04-2025
Time :	09:15-10:30
Hall :	Screen - 2

Each video is 4 minutes

- VT273 - Conquering Obstacles: an Innovative Novel Approach to Retinal Detachment with Ciliary Staphyloma
Presenting author : Swanand PRADHAN (P27753),
Chief author : Syed Mohideen Abdul KHADAR, Sherin Haroon M., Akruiti GUNDERIA
- VT280 - Don't Leave It , Peel It
Chief & Presenting author : Stuti ASTIR (S24844), Charu GUPTA
- VT292 - "When the Clot Gets Tougher; the Cutter Gets Moving"
Chief & Presenting author : R.Ram SUDARSHAN (S25107), Aswin P R, Syed Mohideen Abdul KHADAR
- VT306 - Proportional Hydroreflux for Membrane Peeling in Diabetic Tractional Retinal Detachment
Chief & Presenting author : Santosh KUMAR (K18708)
- VT307 - From Darkness to Light
Chief & Presenting author : Obuli N. RAMACHANDRAN (R18499), Shweta SINGH, Gauri KHARE, Dinesh TALWAR
- VT347 - Tackling the Hyaloid- Tips and Tricks
Chief & Presenting author : Sherina THOMAS (S20752), Suneetha N LOBO, Vaishnavi RAO
- VT362 - Combined Cataract Extraction with Vitrectomy for Retained Intraocular Foreign Body (RIOFB)
Chief & Presenting author : Vineet Kumar BATWANI (B25919), Vidhi BANSAL, Avilasha MOHAPATRA, Nawazish SHAIKH
- VT369 - When Fishing Goes Wrong: Management of Sequelae of Complicated Cataract Surgery
Chief & Presenting author : Isha AGARWAL (I20561), Tanya JAIN, Shalini SINGH
- VT405 - Maximum Vitreoretinal Surgery for Post Operative Endophthalmitis
Chief & Presenting author : Ishita BATRA (I29631), G. V. N. Rama KUMAR
- VT442 - Inverted ILM Flap Technique in Optic Disc Pit (ODP) Maculopathy
Chief & Presenting author : Ashish GUPTA (G24959), Krishna Teja PALLA, Annaji KOTA, TALABHAKTULA KRISHNA
- VT480 - Management of Rhegmatogenous Retinal Detachment in 3D Visualising System
Chief & Presenting author : Lohith RAMBARKI (R18973), Palimar VASUDEVA, C. V. Gopala RAJU
- VT492 - Intraoperative Fluorescein Angiography with Digital Filters- a Revolutionary Duo in Retinal Surgery
Chief & Presenting author : Hrishikesh NAIK (N27971), A.S. GURUPRASAD, Giriraj VIBHUTE, Shrinivas M. JOSHI
- VT528 - Learn the Art of Opening a Funnel
Chief & Presenting author : Nimesh PATEL (P27884), Nithin Teja GUNNA
- VT573 - Surmounting Surgical Surprises : Subfoveal PfcI
Chief & Presenting author : Rutuja MALEKAR (R27762), Madhu Kumar R.
- VT598 - ""Conqueror's Quest - Insights Into Vitrectomy for Retinopathy of Prematurity (ROP)""
Chief & Presenting author : Rajiv GANDHI (G16366)
- VT600 - "" Untangling the Tangled Detachment ""
Chief & Presenting author : Rajiv GANDHI (G16366)

AIOC Theatre E-Poster

Ocular Pathology / Ocular Oncology and Tumors

Date :	03-04-2025
Time :	10:30-11:45
Hall :	Screen - 1

Panelist : Renu VENUGOPAL, Seema SEN, Jyoti BATRA

Each Presentation is 3 minutes

- FP447 - A Case Report of Orbital Castleman's Disease
Chief & Presenting author : Debaruna GHOSH (D26466), Aparna K.S, Maneksha V.
- FP660 - OSSN in a Young Patient - a Rare Presentation
Chief & Presenting author : Hariom YADAV (Y29540), Pradnya BHOLE
- FP682 - Ocular Sebaceous Gland Carcinoma of the Eyelid
Chief & Presenting author : Devansh KANSAL (D29205), Anushka SONKAR, Kirti Kumar MISHRA, Satya Prakash SINGH
- FP1129 - Adult Male with a Cherry on His Eyelid : a Case of Acquired Capillary Hemangioma
Chief & Presenting author : Yog AGRAWAL (A29264), Megha GAUTAM
- FP1169 - Rhabdomyosarcoma: the Fight Against a Rare Soft Tissue Cancer
Presenting author : Vinutha Shree R (V28062), Chief author : Chinmayee J THRISHULAMURTHY, Vinutha Shree R
- FP1200 - Sudden Loss of Vision Due to Ocular Metastasis from Pulmonary Adenocarcinoma
Presenting author : KIRTI NARANG (uksos58131), Chief author : Anupam SINGH, Shreya ANGRISH
- FP1250 - Central Serous Retinopathy in a Patient of Lung Adenocarcinoma - a Rare Case in Western Odisha
Chief & Presenting author : Heena DEBBARMA (H28736), Mousam MOHANTY
- FP1270 - Conjunctival Melanoma-Small but Challenging
Chief & Presenting author : Seema SEN (S07753), Prithvi B, Neiwete LOMI, Neelam PUSHKER
- FP1323 - Correlation of Ocular Manifestations in Acute Myeloid Luekemia with Its Surface Markers
Chief & Presenting author : Iku DUTT (D13623), Vikash OLA, Prasenjit KALITA
- FP1535 - Primary Orbital Squamous Cell Carcinoma
Chief & Presenting author : Jyoti BATRA (B14747), Raincy JALAN, Arpan GANDHI
- FP1748 - Analysis of Eyelid Sebaceous Gland Carcinoma Xenograft Using Chick Chorioallantoic Membrane Assay
Chief & Presenting author : PERUMAL JAYARAJ, Seema SEN
- FP1987 - Infrequent Manifestations of Toxocara – Two Similar Tales, but Never Alike
Chief & Presenting author : Manan MISTRY (M29606), Puja MAITRA
- FP2321 - Choroidal Melanoma with Subarachnoid Extension – a Rare Presentation
Chief & Presenting author : Shivani JOSHI (S25812), Bhavna CHAWLA
- FP2403 - Spectra of OSSN Management
Chief & Presenting author : Manisha PARMAR (M28953), Rohan Subhash AGASHE, GULAM ALI KAMDAR
- FP2570 - Role of Clinical Examination for Starting Topical Chemotherapy in Treatment of OSSN
Chief & Presenting author : Gunjan VERMA (V14597)

AIOC Theatre E-Video

General Segment

Date :	03-04-2025
Time :	10:30-11:45
Hall :	Screen - 2

Panelist : Viji RANGARAJAN, Varada GOKHALE, REBIKA, Abhinav BIALA

Each video is 4 minutes

- VT27 - Hope in Hopeless Conditions, Visual Rehabilitations
Chief & Presenting author : Ashwini KUMAR (K09582)
- VT31 - Visual Rehabilitation in Hopeless Conditions
Chief & Presenting author : Ashwini KUMAR (K09582)
- VT76 - Blink and You Miss - Barely Perceptible Eyelid Irregularity Leading to Loss of an Eye
Chief & Presenting author : Neha GHOSE (N20134), Neha GHOSE
- VT83 - Unmasking Silicone Oil-Filled Anterior Chamber
Chief & Presenting author : Sahiti PUTTAGUNTA (S24174), gowri PRATINYA, Sirisha SENTHIL
- VT84 - Eyes of Fire: a Deep Dive Into Firecracker Eye Injuries
Chief & Presenting author : Prabhu KRISHNA (K26411), Harini R
- VT120 - "The Sting That Soothes"- Botulinum Toxin in Ophthalmic Plastic Surgery
Chief & Presenting author : Viji RANGARAJAN (R11225)
- VT176 - "Beyond the Surface: a Tale of a Ruptured Muscle and Its Remarkable Recovery"
Chief & Presenting author : Bhavya ANNADEVULA (B26465), Veena KANNUSAMY, Sivagami NACHIAPPAN, Mouttapa FREDRICK
- VT196 - Timely and Focused Intervention in a Case of Traumatic Endophthalmitis Can Save the Eyesight
Chief & Presenting author : Kavin SHROFF (S24415), Uday Ranchhoddas GAJIWALA, Himarshiben Nikhilkumar MEHTA, Uma SHROFF
- VT293 - Novel Approach for Correction of Large Angle Hypotropia
Chief & Presenting author : Varada GOKHALE (G13385), Aditya P. DEO
- VT294 - "Sutureless ; Flapless ;Glueless Scleral Fixated IOL Made Easy " from Planning to Perfection
Chief & Presenting author : R.Ram SUDARSHAN (S25107), Aswin P R, Syed Mohideen Abdul KHADAR
- VT350 - Muscle Transplantation for Large Angle Strabismus
Chief & Presenting author : REBIKA (R16797), Rohit SAXENA, Swati PHULJHELE, Deepak GUPTA
- VT351 - Hotz-Celsus Procedure for Correction of Congenital Entropion
Chief & Presenting author : Anvee NARENDER (A29520), KAVITA, Usha SINGH
- VT374 - Drawstring Temporary Tarsorrhaphy- Surgical Technique
Chief & Presenting author : Surabhi SHALINI (S15578), Kanchan SHARMA
- VT408 - Open Globe Injury Management, Visual Rehabilitation in Tertiary Care Centre
Chief & Presenting author : Ananta RAINA (A28460), Neeraj SARASWAT, Sushil OJHA
- VT527 - Cataract Surgery: Ensuring Lens Stability and Safety
Presenting author : Manisha NADA (M06368), Chief author : Ankur SHARMA, Chander PRABHA, Sakshi LOCHAB, Ankur SHARMA
- VT669 - Lost and Found !
Presenting author : Manav SETIYA (S10809), Chief author : Ruchi SETIYA
- VT691 - Universal Integrated Electronic Eye Drop Sleeve: a Novel Compliance Monitor for Glaucoma Patients
Chief & Presenting author : Shruti Kochar MARU (K17834), Neeraj ISRANI

AIOC Theatre E-Poster

Cataract I

Date :	03-04-2025
Time :	11:45-01:00
Hall :	Screen - 1

Panelist : Sharmistha BEHERA, Arundhati PANDE, Ratnesh KUMAR

Each Presentation is 3 minutes

- FP120 - Comparison of Seven IOL Formulas Accuracy in Patients Undergoing Tecnis Zcb000 Lens Implantation
Chief & Presenting author : Anuj Kumar SINGAL (S17071)
- FP198 - A Shocking Cataract- a Squeal to Electrocution
Chief & Presenting author : Rajesh PATTEBAHADUR (P15246), Shital NANNAWARE, Sagarika SNEHI, Kanishk SINGH
- FP215 - Evaluation of Clear Corneal and Sclero-Corneal Incision in Manual Small Incision Cataract Surgery
Presenting author : Kinjal TRIBHUVAN (K29513), Chief author : Sudhir PENDKE, Beniwal Sadik MOHAMMAD, Sahil BATRA
- FP244 - Phaco Teaching to Faculty in a Medical College
Chief & Presenting author : Arundhati PANDE (L11875)
- FP376 - Simulation Based Cataract Surgical Training- Outreach and Impact – Our Experience
Chief & Presenting author : Chetankumar AHIWALAY (A21377), Tejas SHETH, Kimaya CHAVAN
- FP495 - Upgrading to Refractive Cataract Surgery with a Basic Setup: the Next Step
Chief & Presenting author : Hammad RASHID (R14988)
- FP500 - Torsional Versus Longitudinal Phacoemulsification for Novice Surgeon- Randomised Control Trial
Chief & Presenting author : Anju PANNU (A22627)
- FP524 - Comparative Analysis of Management of Low Corneal Astigmatism in Cataract Surgery
Presenting author : Sadhwini M H (S26829), Chief author : Supriya SRIGANESH, Pereira SAVIO
- FP554 - Lens Induced Glaucoma: still a Reality in Urban INDIA
Chief & Presenting author : Lokesh SACHDEVA (S29114), Prakash Chand AGARWAL, Akshita JINDAL, Mihika DUBE
- FP616 - Correlation of Acd,lens Thickness & Axial Length Before and After Phacoemulsification Surgery
Presenting author : Aishwarya AMBRE (A25672), Chief author : Vineeth B. BHIMSHETTY, Prabhugouda B. LINGADALLI, Malinidevi S DERED, Vijaylaxmi B
- FP652 - The Significance of as Oct for Premium Cataract Surgery
Chief & Presenting author : Shivani PATTNAIK (S20464), Kumar DOCTOR
- FP671 - Achieving Complete Spectacle Independence in a Young Patient with Bilateral High Myopia and Cataract
Presenting author : Sadhwini M H (S26829), Chief author : Pereira SAVIO, Supriya SRIGANESH
- FP684 - A Rare Case of Necrotizing Scleritis Post Excess Cautery in SICS
Chief & Presenting author : Hariom YADAV (Y29540), Pradnya BHOLE
- FP775 - Unseen Threat: Spontaneous Anterior Capsule Rupture Leading to Lens Dislocation
Chief & Presenting author : Nilay Rajendra DHORE (D29558), yurica MOIRANGTHEM, Pushkal KATARA, Nisha AHUJA
- FP853 - A Study on Influence of Different Counsellors on Patients' Selection of Cataract Surgery Packages
Chief & Presenting author : Ratnesh KUMAR (K12061)
- FP917 - A Postoperative Jam
Chief & Presenting author : Merlin BENZY (B18659)
- FP1017 - Flow Capsulorhexis: a Breakthrough Technique in Mature and Hypermature Cataract
Chief & Presenting author : Shanmugha ABIRAMI.S (S27551), Sachidananda PANI, Subramanya KOTA

AIOC Theatre E-Video

Anterior Segment - I

Date :	03-04-2025
Time :	11:45-01:00
Hall :	Screen - 2

Panelist : Namrata KABRA, Rajesh KAPOOR, Nikunj TANK

Each video is 4 minutes

- VT12 - Superonasal Trab in a Nanophthalmic Eye with Conjunctivoepiscleral Adhesion-Dual Site Phaco Trab
Chief & Presenting author : Birjees HAKAK (B24687)
- VT19 - PPC- Various Presentations!!!
Chief & Presenting author : Ankita MULCHANDANI (M17408)
- VT33 - Half Girl Friend of My Cataract Surgery
Chief & Presenting author : Namrata KABRA (K13123)
- VT47 - Tube Trimming in Anterior Chamber in Case of a Long AADI Valve Tube
Chief & Presenting author : Alka PANDEY (P11885)
- VT52 - ICL Implantation in Keratoconus; Post C3r
Chief & Presenting author : Rakesh Kumar BANSAL (B03804), Nishat BANSAL
- VT54 - Double Whammy- Tube Erosion Repair Followed by Iris Prolapse Repair
Chief & Presenting author : Alka PANDEY (P11885)
- VT77 - Selective Plication and Grading for Correction of Torsion in Superior Oblique Palsy
Chief & Presenting author : Sonali RAO (R15501)
- VT79 - Overcoming Challenges During Phacoemulsification by IOL Scaffolding Technique in Morgagnian Cataract
Chief & Presenting author : Aditi SINGH (S16943)
- VT88 - Innovative Technique in Managing Cataract with Total Posterior Synechiae with Thick Pupil Membrane
Chief & Presenting author : Harshavardhan PATIL (P16323), Abhishek BAWDEKAR, Jirge PRASAD, Nagbhushan CHOUGULE
- VT96 - Therapeutic Penetrating Keratoplasty : Managing the Pandora Box
Chief & Presenting author : Pragya AHUJA (P24290), Soham BASAK, Mrinmoy DAS, SK BASAK
- VT98 - Intra Operative Hard Eye - Acute Onset
Chief & Presenting author : Anand PURANIKMATH (P14777), Shilpa KODKANY
- VT103 - ...The Day My 'Standby' Phaco Machine Broke Down...cartridge Assisted Cataract Surgery(cacs)
Chief & Presenting author : Jayaprasad BHASKARAN (J05890), Mini JAYACHANDRAN, Rani BALAMURALIKRISHNAN, Smita NARAYAN
- VT107 - Managing Iris Suction – a Zepto Complication
Chief & Presenting author : Rajesh KAPOOR (K13520), Snehal GADE
- VT140 - Repair of Leaking Bleb—a Beautiful Way
Chief & Presenting author : Tiruveedhi Sai YASWANTH (S20280)
- VT142 - Phacoemulsification in a Challenging Case of Hypermature Cataract with IOL as Scaffold
Presenting author : Nivean M (MEM20221484), Chief author : Nivean M, Nishanth MADHIVANAN, Mohan RAJAN, Pratheeba Devi NIVEAN
- VT661 - Capsule Sparing Lensectomy & Anterior Vitrectomy with Pupil Cerclage for Traumatic Calcified Cataract
Chief & Presenting author : Nikunj TANK (T17517), Shivani DIXIT, Kushagra JAIN

AIOC Theatre E-Poster

Cataract - II

Date :	03-04-2025
Time :	01:00-02:15
Hall :	Screen - 1

Panelist : Anu MALIK, Rajesh PATTEBAHADUR, Sherin Haroon M.

Each Presentation is 3 minutes

- FP1043 - Management of Traumatic Cataract
Chief & Presenting author : Akshay KUMAR (K28681)
- FP1066 - Outcomes and Complications of SICS in Uveitic Cataract Patients with Small Pupil Management
Chief & Presenting author : Mariyam BEG (M28379), Santosh I KUMAR
- FP1086 - Rare Case of Spontaneous Cataract Resorption: Surgical Strategies and Visual Outcomes
Chief & Presenting author : Mariyam BEG (M28379), Mahima CHAND
- FP1087 - Visual and Refractive Outcomes After the Implantation of Two Diffractive Trifocal Intraocular Lenses
Presenting author : Faiza Syed JAFAR (J25052), Chief author : Supriya SRIGANESH, Pereira SAVIO
- FP1166 - Unilateral Lens Coloboma with Apple Bitten Lens Boarder with Cataract
Chief & Presenting author : Rajesh PATTEBAHADUR (P15246), Puja Hingorani - BANG, Sagarika SNEHI
- FP1183 - Central Corneal Thickness Before and After Phacoemulsification Surgery Using Optical Biometer
Presenting author : Aishwarya AMBRE (A25672), Chief author : Vijaylaxmi B, Deepthi Prabhakar IYER, Malinidevi S DERED, Vineeth B. BHIMSHETTY
- FP1330 - Manual Small Incisional Cataract Surgery Learning Curve: Comparison of Three Trainee Training
Chief & Presenting author : Anuj Kumar SINGAL (S17071)
- FP1334 - Impact of Simulation Based Training: a Global Survey
Chief & Presenting author : Ashish BACCHAV (B12260), Bonnie HENDERSON, Van LANSINGH
- FP1358 - Rare Complication of Selective Laser Device for Anterior Capsulotomy in Cataract Surgery:case Series
Presenting author : Riddhi VORA (R23871), Chief author : Supriya SRIGANESH
- FP1542 - Intraoperative Challenges and Solutions in Combined Phaco-Retina Surgeries :a Phaco Surgeon's View
Chief & Presenting author : Vijayabhaskar GAJJALA (G22610), Madhu Kumar R.
- FP1950 - Comparative Study of Visual Outcomes in Patients Implanted with Hoya Impress IOL Vs Eyhance EdoF IOL
Chief & Presenting author : Apoorva AGRAWAL (A24291), Deepender CHAUHAN, Ritu ARORA, Rushad SHROFF
- FP2012 - Outcomes of Cataract Surgery Techniques in Eyes with Coloboma: a Retrospective Study
Chief & Presenting author : Sherin Haroon M. (S15074), Sowmya LAVU, Shivkumar CHANDRASHEKHARAN
- FP2133 - EDOF Versus Multifocal IOLS: a Study on Postoperative Visual Quality and Patient Satisfaction
Chief & Presenting author : Anamika SRIVASTAVA (A29206), Basant Kumar SINGH, Kshama DWIVEDI, S.P. SINGH
- FP2189 - Comparison of IOL Master 700 Vs Argos Optical Biometers in Mature Cataracts
Chief & Presenting author : Vasantha Kumar MANOHARAN (M28666), Rooshitha B. SINGH, Niranjana Bejan SINGH
- FP2239 - Title: Toric Intraocular Lenses: Improving Visual Outcomes in Astigmatic Eyes
Presenting author : Prajakta BHANSALI, Chief author: Amit PORWAL, Amit PORWAL
- FP2539 - Negative Dysphotopsia: Enigma of 21st Century Quenched
Chief & Presenting author : Debashis DUTTA (D07662), Devi Aiswarya DAS, Mrinmoy DAS, Sanjib BANERJEE, Saumendra Nath GHOSE
- FP2544 - A Case of Cataract Following Electric Shock
Chief & Presenting author : Raincy JALAN (R29641), Uma SRIDHAR

AIOC Theatre E-Video

Anterior Segment - II

Panelist : Nilesh KUMAR, Gitanjali SOOD, Ajit Kumar PODDAR,
Saumil K. KOTHARI

Date :	03-04-2025
Time :	01:00-02:15
Hall :	Screen - 2

Each video is 4 minutes

- VT150 - Posterior Capsular Plate Cataracts in a Pediatric and a Post Silicon Oil Adult Eye
Chief & Presenting author : Alokesh GANGULY (G12769)
- VT155 - Two Different Scenarios in Mature Cataract with Intact and Broken Rhexis
Chief & Presenting author : Ashok Kumar M. (A09083)
- VT161 - Micro-Tweaks for Cataract Surgery Success: Tiny Steps, Big Impact
Chief & Presenting author : Rohit Rao RAO (R16084), Amrita MUKHERJEE, Bhavin Kumar PATEL, Charudutt KALAMKAR
- VT168 - "Enhancing Capsulorhexis Techniques for Mature and Hard Cataracts with Cohesive and Dispersive Ovs"
Chief & Presenting author : Anjali KHADIA (K16716)
- VT181 - Surfing the White Wave: Phaco in White Cataract
Chief & Presenting author : Arjun AURORA (A25815), Ritu AURORA
- VT185 - Keratolimbic Allograft to the Rescue in Bilateral Limbal Stem Cell Deficiency
Chief & Presenting author : Charuta PURANIK (P13233)
- VT186 - Technique of Explantation of Hydrophilic Opaque Intraocular Lens
Chief & Presenting author : Sudesh Kumar ARYA (A06388), Drishti SINGH, Sonia BARIYA, Tanu SINGH
- VT187 - Tips of Managing Post-Traumatic Displaced LASIK Flap
Chief & Presenting author : Sudesh Kumar ARYA (A06388), Arushi AGGARWAL, Tanu SINGH
- VT191 - Innovative Management of Post-Traumatic Aniridia: aniridic IOL Implantation in a Pseudophakic Patient
Chief & Presenting author : Neha Singh JAT (N20711)
- VT194 - Wound Construction in MSICS
Chief & Presenting author : Merlin BENZY (B18659), Snigdha MISHRA
- VT195 - Insights and Strategies: Managing Phacomorphic Glaucoma Effectively
Presenting author : Riddhi VORA (R23871), Chief author : Pereira SAVIO
- VT207 - The Domino Effect: a Tale of Four Surgeons and Cascading Intraoperative Complications
Chief & Presenting author : Shivani PATTNAIK (S20464), Kumar DOCTOR
- VT215 - "When You Have Nowhere to Go—create a New Way"—a Novel Case of Infero-Nasal Trabeculectomy
Chief & Presenting author : Pallavi RAY (P21852), Avik Kumar ROY
- VT226 - Out of the Blue: When Trauma Hits You Indirectly
Presenting author : Anamika PAUL (A25109), Chief author : Prasanna VENKATARAMAN
- VT227 - SFIOL Made Easy: No Suture/glue/flap/special Lens
Chief & Presenting author : Gitanjali SOOD (S15136), Sandeep MAHAJAN
- VT666 - Iris Hooks is a Rescue Device for Managing Complications in Small Pupil Phacoemulsification
Chief & Presenting author : Ajit Kumar PODDAR (P08506)

AIOC Theatre E-Poster

Lacrimal + Orbit & Oculoplasty

Panelist : Rohit Rao RAO, Sandip Kumar SAHU, Deepsekhar DAS

Date :	03-04-2025
Time :	02:15-03:30
Hall :	Screen - 1

Each Presentation is 3 minutes

- FP145 - A "Non-Specific" Surprise - Atypical Presentation of NSOID
Chief & Presenting author : Soumya P P (S19343)
- FP292 - Topical Imiquimod for Management of Periocular Molluscum
Chief & Presenting author : Gunjan SALUJA (S18994), Priyavrat BHATIA
- FP305 - Lymphoblastic Unilateral Abaxial Proptosis
Chief & Presenting author : Aakash CHOWDHARY (C26205)
- FP322 - Clinical Profile and Outcomes of Management of Bacterial Orbital Cellulitis in Tertiary Care Centre
Chief & Presenting author : Viji RANGARAJAN (R11225)
- FP377 - Role of Anesthesia in Externaldcr with Bicanalicular Tubing: Comparing Local Vs General Anesthesia
Chief & Presenting author : Sandip Kumar SAHU (S12216)
- FP461 - Painful Proptosis-A Malignancy in Masquerade
Chief & Presenting author : Sugandh KASHYAP (S27961), Sarita PANDA
- FP481 - Management of Post-Traumatic Ectropion with Discharging Sinuses: a Multistage Approach
Chief & Presenting author : Rohit Rao RAO (R16084), Amrita MUKHERJEE, Bhavin Kumar PATEL, Charudutt KALAMKAR
- FP549 - Eyelid Tumors to Trauma: Cutler-Beard Procedure to the Rescue
Presenting author : Khushboo SHEORAN (K23893), Chief author : Urmil CHAWLA, Sweety DHANIA, Reena GUPTA, Divya SRIVASTAVA
- FP677 - Unmasking the Impostor: Maxillary Mucocele Presenting as a Medial Lacrimal Sac Swelling
Chief & Presenting author : Amirtha Varshini Venkata SUBRAMANIAN (A29249), Varsha Backiavathy T.
- FP823 - Our Dark Experiences with the Black Fungus During Post COVID Era
Presenting author : Gogul ARTHANAREESWARAN (A29679), Chief author : Stephen SUDHAKAR
- FP857 - Association Between Mode of Delivery at Birth and Congenital Nasolacrimal Duct Obstruction (CNLDO)
Chief & Presenting author : Harapriya SAHOO (H21521), Viji RANGARAJAN, Harapriya SAHOO, Priyadarshini SAHOO
- FP1245 - Orbital Lymphangioma in a Child
Presenting author : Smriti RANI (S29512), Chief author: Lavanya S.R., K S ASWANI, RADHIKA, Atal REVANKAR
- FP1289 - A Case Report of Diktyoma in a Patient with Traumatic Glaucoma
Chief & Presenting author : Akshaya GANESAN (G27689), Usha R.
- FP1331 - Two Globes in an Eye?- an Interesting Case of Orbital Hydatid Cyst!
Chief & Presenting author : Komal BHALE (K28246)
- FP1338 - A Case Report of Cancerous to Non-Cancerous From "Chaos to Calm"
Chief & Presenting author : Suganya Devi Narendra KUMAR (S29623), Usha R.
- FP1349 - A Comprehensive Case Report of Frontal Mucocele with Intraorbital Extension in a 81 Year Old Male
Presenting author : Aruna A.C. (A27480), Chief author : Kavitha K, Thasneem SURAIYA
- FP1592 - Title: Probing for Congenital Nasolacrimal Duct Obstruction (CNLDO) in Children Above 2 Years of Age
Presenting author : Samah BERMAWER (S28977), Chief author : Yamini Priya Vemula RAMANA, Linette Antony PUNNOLIPARAMBIL
- FP1704 - Exploring Orbital Apex Syndrome: a Tuberculosis Driven Case Series
Chief & Presenting author : Monika SINGH (M27759), Aswathi NEENA
- FP2082 - Orbital Pseudotumor in a Patient of Primary Open Angle Glaucoma
Chief & Presenting author : PRIYAMBADA SUBUDHI (P25247), Subhra Sarita BEHERA

AIOC Theatre E-Video

Anterior Segment - III

Panelist : Gunjan BUDHIRAJA, Trupti KADAM, Bajaj ASHEESH,
Indranil SAHA

Date :	03-04-2025
Time :	02:15-03:30
Hall :	Screen - 2

Each video is 4 minutes

- VT229 - Uncommon Cataract Managed in an Uncommon Way
Chief & Presenting author : Diptesh DAS (D16399)
- VT239 - Decision Making for CTR Implantation in Phacoemulsification for Eyes with Iris Coloboma
Chief & Presenting author : Bajaj ASHEESH (B08179)
- VT240 - Phaco in Post-PK Eyes
Chief & Presenting author : Namrata MAJHI (M16124)
- VT250 - Non-Circular Corneal Transplants
Chief & Presenting author : Aniruddh HEROOR (H25680), Rasik Behari VAJPAYEE, Gautam Singh PARMAR, Rashmi DESHMUKH
- VT252 - Neovascular Glaucoma with Persistent Epithelial Defect: Unique Presentation and Management
Chief & Presenting author : Anugya SHARMA (A27904), Suneeta DUBEY
- VT272 - Learning Not to Penetrate: a Beginner's Guide to Deep Sclerectomy
Chief & Presenting author : Prasanna VENKATARAMAN (V17875), Nivetha GANDHI, Anahita SHROFF
- VT275 - Transcameral Ab-Interno Tube Occlusion
Chief & Presenting author : Prasanna VENKATARAMAN (V17875), Anahita SHROFF
- VT299 - Management of Subluxated Toric, Multifocal IOLS and Aphakia : Simple, Ingenious and Indigenous Ways
Chief & Presenting author : Pawan Puneet MALHOTRA (M19242), Sushil OJHA, Amanpreet KAUR, Gurmeet Singh MANGAT
- VT314 - A Bug's Life
Chief & Presenting author : Saumil K. KOTHARI (K11220), Sonia S KOTHARI
- VT316 - Anchoring Stability: Overcoming IOL Dislocation with Iris Support
Chief & Presenting author : Kanishk SINGH (S23561), Rajesh PATTEBAHADUR, Sagarika SNEHI
- VT320 - The Frontalis Flap Ptosis Surgery- Myth or Magic?
Chief & Presenting author : Chittam Senthil NATHAN (S10249)
- VT324 - Using Omni Surgical System to Rescue IOP Control Post a Failed Recent Viscocanalostomy Surgery
Chief & Presenting author : Vaishali JADHAV (J18042), Divya MATHEWS
- VT325 - Ab Interno Canaloplasty and Trabeculotomy the Why and the How in Open Angle Glaucoma
Chief & Presenting author : Vaishali JADHAV (J18042), Divya MATHEWS
- VT334 - Medial Rectus Mayhem: Traumatic Unilateral Proximal Tear and Its Surgical Solution
Chief & Presenting author : Trupti KADAM (K15108), Puja Hingorani - BANG, Samarпита DHAR, Kanishk SINGH
- VT353 - Taming the Difficult Capsule in Traumatic Cataracts
Chief & Presenting author : Shilpa TIWARI (S16562), Rahul TIWARI
- VT652 - Pterygium Surgery with Autologous Serum: a Boon to Economical Society
Chief & Presenting author : Namrata MAJHI (M16124)

AIOC Theatre E-Poster

Cornea + External eye + Ocular surface disease + Refractive Surgery - II

Panelist : Karan BHATIA, Neha PATHAK, Deepthi Prabhakar IYER

Date :	04-04-2025
Time :	08:00-09:15
Hall :	Screen - 1

Each Presentation is 3 minutes

- FP286 - Title- Conjunctival Granuloma- Looks Complex yet Simple
Chief & Presenting author : Deepthi Prabhakar IYER (I17771), Malinidevi S DERED
- FP612 - Treatment Centration , Induced Aberrations and Quality of Vision Following Fs-LASIK V/s SMILE Pro
Presenting author : Yugandhara PATADE (Y28346), Chief author : Supriya SRIGANESH, Malvika KRISHNAN, Pereira SAVIO
- FP657 - To Study the Effect of Rebamipide 2% Ophthalmic Suspension in Dry Eye
Chief & Presenting author : Harnoor JOT (H26831), Sakshi BHANDARI, PALLAVI, Ruchika AGARWAL
- FP776 - A Rare Case of Tick Infestation of Eyelid
Chief & Presenting author : Shaloo NEGI, Aditya KASHYAP
- FP897 - Hemolacria in a Young Girl Following an Acute Febrile Illness- Case Report
Chief & Presenting author : Tuhina MISHRA (T27954), Ajay Kumar SHUKLA, Smita SINGH
- FP1862 - Optimizing Visual Outcomes in Challenging Scenario of Ocular Chemical Injuries: Taming the Old Foe!
Chief & Presenting author : Nikita AHUJA (N29052), Vidhya VERMA, Radhika AGARWAL, Bhavana SHARMA
- FP2024 - Post Traumatic Corneal Scarring with Anterior Segment Disorganization
Chief & Presenting author : PREETI (P26782), Vikas AMBIYA, (Brig) Gaurav KAPOOR, Vijay Kumar SHARMA
- FP2041 - Clinical Profile of Herpes Simplex Viral Keratitis and Its Impact on Quality of Life
Chief & Presenting author : Kaavya KHATRI (K26440), Aditi PARAB, Josephine Christy S
- FP2043 - Bilateral Implantable Collamer Lens Implantation in Myopic Patients: a Case Study
Chief & Presenting author : Anand PRAKASH (P29644), Basant Kumar SINGH
- FP2137 - Successful Management of Retained Descemet Membrane in a Case of Graft Detachment Post-Dsaek
Chief & Presenting author : Akshaya BALAJI (A22362), Kalaimani SENGUTTUVAN, Sarath S, Nawazish SHAIKH
- FP2231 - Eye Banking 101: Corneal Harvesting Redefined- a Novel Surgical Technique to Reduce Wastage
Chief & Presenting author : Charuta PURANIK (P13233)
- FP2265 - Surgical Rollercoaster : Initial Improvement with Declining Outcomes
Chief & Presenting author : Gunjan BUDHIRAJA (G22817)
- FP2391 - "Sealing the Breach - Managing Corneal Perforations - My Experience"
Chief & Presenting author : Neha PATHAK (P17471), Anita AGRAWAL, Virendra AGRAWAL, Amit MISHRA
- FP2482 - A Rare Case of Ocular Surface Squamous Neoplasia Managed with Topical Mitomycin C
Chief & Presenting author : Akshaya BALAJI (A22362), Bhupendra YADAV, Nawazish SHAIKH, Sarath S
- FP2485 - Recurrence of Reis-Buckler Dystrophy in Corneal Graft: a Case Report
Chief & Presenting author : Arundhati TAMULI (A15943)
- FP2651 - Microbial Keratitis: Antibiotic Sensitivity and Resistance Patterns in North INDIA
Chief & Presenting author : Yuganki KUSH (Y24832), Neelam SAPRA, Mukesh TANEJA

AIOC Theatre E-Video

Anterior Segment - IV

Panelist : Arshi SINGH, Ekta SHAW, Karan BHATIA, RakeshSHAKYA

Date :	04-04-2025
Time :	08:00-09:15
Hall :	Screen - 2

Each video is 4 minutes

- VT358 - Reviving IOLS: Second Life for Dislocated Glued IOL
Chief & Presenting author : Mandar JOGLEKAR (J09632), Ritesh Ashok SANGHVI, Shamik Prafull MOKADAM
- VT360 - Successful Management of Intraoperative Zonular Dehiscence in Hard Brown Cataract
Chief & Presenting author : Sudesh Kumar ARYA (A06388), Sonia BARIYA, Arushi AGGARWAL, Drishti SINGH
- VT361 - An Immature Senile Cataract Showing Vitreous Face Surprisingly
Chief & Presenting author : Anurag Kumar KASHYAP (K21303), Archana YADAV, Rajesh Kumar JOSHI
- VT365 - : Surgical Outcome of Automated Lamellar Therapeutic Keratoplasty in Salzmann Nodular Keratopathy
Chief & Presenting author : Sudesh Kumar ARYA (A06388), Drishti SINGH, Sonia BARIYA, Tanu SINGH
- VT366 - A Case of Avoidable IOL Explant in a Claw Pattern Cortical Cataract
Chief & Presenting author : Anurag Kumar KASHYAP (K21303), Archana YADAV, Rajesh Kumar JOSHI
- VT368 - Phacoemulsification in Case of Adherent Leucoma and Mature Senile Cataract
Chief & Presenting author : Rajesh PATTEBAHADUR (P15246), Shital NANNAWARE, Sagarika SNEHI
- VT373 - Simulation Based Training for Phacoemulsification
Chief & Presenting author : Kimaya CHAVAN (C13659), Chetankumar AHIWALAY
- VT383 - IOL Exchange in Different Scenarios
Chief & Presenting author : Anand PURANIKMATH (P14777), Sanjay PACHAPURE, Shilpa KODKANY
- VT399 - Fixing the Shutter and the Lens Together!
Chief & Presenting author : Shreyas LOHIYA (L29553), Ankit DEOKAR
- VT409 - Tiny Transplants, Grand Solutions: the Art of Mini Simple Limbal Epithelial Transplant
Chief & Presenting author : Nidhi CHAUHAN (N25914), Rishabh SAH, Nikunj PATEL, Sangwan Virender S.
- VT441 - Capsulectomy Shunt Revision Following AGV Failure in a Patient of Iridocorneal Endothelial Syndrome
Chief & Presenting author : Srishti AGARWAL (S24900), Faisal T. T., Surinder S PANDAV
- VT459 - 'SMILE'- Keep It Intact, When Things Go Wrong!
Chief & Presenting author : Harsha NAGARAJA (N26830), Rohit SHETTY, Srihari BALARAJ, Shruti GAVVAL
- VT460 - A Case of Msc with Small Pupil Calls for Help and Says Plan Better
Chief & Presenting author : Anurag Kumar KASHYAP (K21303), Archana YADAV
- VT463 - FLACS in Cataract with Prior Radial Keratotomy - Surgical Challenge
Presenting author : Narang Sunil KUMAR (N04452), Chief author : Sunil Kumar NARANG
- VT475 - Surgical Challenge - Cataract in Coloboma - Getting It Right
Presenting author : Narang Sunil KUMAR (N04452), Chief author : Sunil Kumar NARANG
- VT700 - Triple-Tunnel AGV Tube Placement
Chief & Presenting author : Rakesh SHAKYA (S13665), Ananya SINHA, Bhudhendra Kumar JAIN

AIOC Theatre E-Poster

Cornea + External eye + Ocular surface disease + Refractive Surgery - III

Panelist : Rajat JAIN, Nupur GUPTA, Aastha SINGH

Date :	04-04-2025
Time :	09:15-10:30
Hall :	Screen - 1

Each Presentation is 3 minutes

- FP12 - Comparison of Athens Protocol Vs Bharat Protocol-Topo-Guided Ablation & Cross-Linking in Keratoconus
Chief & Presenting author : Rajat JAIN (J11983)
- FP25 - HSV Keratitis After Pterygium Surgery
Chief & Presenting author : Gaurav MAHAJAN (M29329), Pawan PRASHER
- FP67 - Necrotising Stromal Keratitis - an Interesting Case
Chief & Presenting author : Udbuddha DUTTA (D22142), Bratatee ROY
- FP118 - An Instinctual Resolution of Toxic Endotheliitis by Accidental Exposure to Sodom Apple Sap
Presenting author : Timy Francis CHANDY (C27643), Chief author : Sathya KRISHNAPILLAI
- FP304 - Scratched Cornea: Incidental Schlichting Dystrophy
Chief & Presenting author : Aakash CHOWDHARY (C26205)
- FP886 - Unveiling Outcomes: a Retrospective Exploration of Surgical Success in Acquired Anterior Staphyloma
Chief & Presenting author : Nupur GUPTA (G17454), Sonali MEHTA
- FP904 - Interferon Alpha: Boon in the Management of Ocular Surface Squamous Neoplasia (OSSN)
Chief & Presenting author : Shreyas LOHIYA (L29553), Riddhi SHETHIA, Ankit DEOKAR
- FP1191 - Caution Advised! -Minor to the Most Dreaded Complications of Pterygium Surgery
Chief & Presenting author : Meenakshi SHARMA (M25234), Akanksha KOUL
- FP1288 - A Hairy Affair—Anterior Segment Manifestations of Ophthalmia Nodosa
Chief & Presenting author : Shreya CHANDRA (S26525), Aravind ROY
- FP1357 - Title: Brown Roses-Ocular Rosacea a Case Series
Chief & Presenting author : PRIYANKA DHARMARAJ, Kavya NAGARAJ, Pooja JAIN, Roopashri MATADA
- FP1474 - Unilateral Congenital Aniridia with Forme-Fruste Keratoconus: a Rare Ocular Anomaly
Chief & Presenting author : Kunal SINGH (S29568), Mehta ANUJ, SUNITA, Hitisha MITTAL
- FP2030 - Unilateral Mixed Vernal Keratoconjunctivitis: a Novel Presentation
Chief & Presenting author : Juhi ARORA (J29454), Bhawesh KUMAR, Aakanksha RAGHUVANSHI, Pramod Kumar PANDEY
- FP2382 - Prevalence of Dry Eye in Type 2 Diabetic Patients
Chief & Presenting author : Swethasri RAYAPU (S22561)
- FP2405 - Dry Eye Disease in a Vicious Cycle of Meibomian Gland Dysfunction
Chief & Presenting author : Rajshree PANDEY (R26058)
- FP2513 - A Study to Assess Changes in Anterior Corneal Surface Asphericity in Eyes Undergoing LASIK Surgery
Chief & Presenting author : Neha PATIL (N27953), Vinita YADAV, Khushbu LILHARE
- FP2641 - Outcomes of Cyclotorsion-Compensated Small Incision Lenticule Extraction for Myopic Astigmatism
Chief & Presenting author : Disha GOYAL (D25850), Radhika TANDON, Ms. Aishwarya RATHOD, Sudarshan Kumar KHOKHAR

AIOC Theatre E-Video

Anterior Segment - V

Panelist : Sahil AGRAWAL, Sunandini BOSE, Isha CHAUDHARI,
Aman KHANNA

Date :	04-04-2025
Time :	09:15-10:30
Hall :	Screen - 2

Each video is 4 minutes

- VT477 - Traumatic Pediatric Cataract: Conquering the Pandora's Box with Out of Box Thinking!
Chief & Presenting author : Ankit SHRIVASTAVA (S18015)
- VT478 - Blepharoplasty Disaster – Recreating the Lost Lid
Chief & Presenting author : Nitin Vasant VICHARE (V09759)
- VT479 - CTR During Cataract Surgery in Moderate Subluxation-A Short Journey with Excitement with Anxiety!!
Chief & Presenting author : Manisha NADA (M06368), JITE, Sakshi LOCHAB, Jitender KUMAR
- VT481 - The No Rent Technique of Phacoemulsification in Traumatic White Mature Cataract
Chief & Presenting author : Vishakha WADIBHASME (V15442), Gunjan RATHI, Pritam Madhukar BAWANKAR, Yogesh JIBHAKATE
- VT487 - "The Silk and Touch – How to Make It Smooth When It is Not"
Chief & Presenting author : Apoorva AGRAWAL (A24291), Rushad SHROFF
- VT489 - Challenging Case Scenarios in Pediatric Cataract Surgery with Microcornea
Chief & Presenting author : Manjushree BHATE (B12965)
- VT491 - Descemet Stripping Automated Endothelial Keratoplasty in Toxic Anterior Segment Syndrome
Chief & Presenting author : Akshaya BALAJI (A22362), Sarath S, Manasi TRIPATHI, Nawazish SHAIKH
- VT500 - My 1st Lasik Complication: a Refractive Nightmare Conquered!
Chief & Presenting author : Ankit SHRIVASTAVA (S18015)
- VT544 - Refractive Cataract Surgery in Ectopia Lentis Using Digital Marking System
Chief & Presenting author : Ramanujan ODEYAR (O12912)
- VT560 - No Suture No Glue No Amniotic Membrane No Marker all the Way Blood Technique of Ptergium Grafting
Chief & Presenting author : Vishakha WADIBHASME (V15442), Pritam Madhukar BAWANKAR, Yogesh JIBHAKATE
- VT564 - Hard Nuclear Grade 5 Cataract Beginner's Technique for Phacoemulsification
Chief & Presenting author : Anurag Kumar KASHYAP (K21303), Archana YADAV
- VT566 - Navigating the Stuck Zone: Expert Techniques for IOL Challenges
Chief & Presenting author : Amulya PUNATI (A24155), Naren SHETTY, P. Rohitha NAYAK
- VT614 - Scleral Fixation of Dislocated Hydrophobic Intraocular Lens Using Hoffman Pockets
Chief & Presenting author : Ramanujan ODEYAR (O12912)
- VT617 - Kdb (Kahook Dual Blade) in POAG
Chief & Presenting author : Ruchika DHIR (R28223), Satyabrata TRIPATHY, Parikshit DHIR, Pushkar DHIR
- VT632 - Two Rhexis , Toric IOL and Two Pupiloplasty in a Paediatric Traumatic Cataract
Chief & Presenting author : Nikunj TANK (T17517), Kushagra JAIN, Shivani DIXIT
- VT639 - Small Pupil Cataract Surgery with Toric IOL with Pupil Expander Ring Learning from Masters
Presenting author : Narang Sunil KUMAR (N04452), Chief author : Sunil Kumar NARANG

AIOC Theatre E-Poster

Diabetic Retinopathy & Medical retina + Uvea - I

Panelist : Ashok Kumar M.

Date :	04-04-2025
Time :	11:45-13:00
Hall :	Screen - 1

Each Presentation is 3 minutes

- FP203 - Central Retinal Vein Occlusion (CRVO) Secondary to Central Optic Disc Pit : a Rare Presentation
Chief & Presenting author : Meet RANINGA (R29496), Jill PATEL
- FP218 - Pregnancy Induced Central Serous Retinopathy
Chief & Presenting author : Ashok Kumar M. (A09083)
- FP306 - Disorganization of Retinal Inner Layers as a Biomarker in Patients with Centre Involving Dme
Chief & Presenting author : Deepa Ajit KUMAR (K13715), Yogendra OKE, Rhutuja DEO, Rekha Raju KHANDELWAL
- FP667 - Association Between Systemic Hypertension and Thickness of Retinal Layers Using Sd-OCT
Chief & Presenting author : Aalathi RAJAN (A28131), Hannah Shiny RUBSINGH, B. VADUVAKRISHNAN
- FP668 - Subfoveal Choroidal Thickness in Diabetes and Diabetic Retinopathy in Southern INDIA Using Sd- OCT
Chief & Presenting author : Aalathi RAJAN (A28131), Hannah Shiny RUBSINGH, B. VADUVAKRISHNAN
- FP843 - Large Posterior Pole Sub-Hyaloid Hemorrhage Managed Medically
Chief & Presenting author : Ashish GUPTA (G24959), Krithika VENKATESH, Annaji KOTA, TALABHAKTULA KRISHNA
- FP1007 - Eclipse of the Disc
Chief & Presenting author : Aniket RAI (R23716)
- FP1817 - Granulomatous Anterior Uveitis – an Unusual Cause
Chief & Presenting author : Smitha JASPER (S22698), V BALAJI, Joy Sarojini MICHEAL, Sheeja JOHN
- FP2122 - Unraveling the Mystery of Posterior Uveitis
Chief & Presenting author : Nimesh PATEL (P27884), Mudit TYAGI
- FP2294 - To Study Clinical Profile of Patients with Vogt Koyanagi Harada Disease in Rural Western Maharashtra
Chief & Presenting author : Renuka SARWATE (S14960), Sarwate Jayant MADHUKAR, Nikit SARWATE
- FP2457 - Treatment Outcome and Prognostic Factors of Panophthalmitis - a Case Series
Chief & Presenting author : ANNIRUDH GUPTA (G29535), Neeraja VARMA, Samhitha H.R.
- FP2611 - Foggy Eyes: Spontaneous Closure of Macular Hole in a Case of Toxoplasma Retino-Choroiditis
Chief & Presenting author : Arjun AURORA (A25815), Shalini SINGH

AIOC Theatre E-Poster

Neuro Ophthalmology + Squint

Panelist : Smita KAPOOR, Shruti Dayal CHAWLA, Soumya NAMBIAR

Date :	04-04-2025
Time :	11:45-13:00
Hall :	Screen - 2

Each video is 4 minutes

- FP34 - Ependymoma Masquerading as Paraneoplastic Optic Neuritis
Chief & Presenting author : Gunjan SHAH (G25948), Vandana THAKUR, Jay SHAH
- FP74 - Post Cataract Non-Arteritic Anterior Ischemic Optic Neuropathy: an Emulated Target Trial
Chief & Presenting author : Madhumita GOPAL (M21204), Nirmala Devy Krishnan Kutty NAIR, Rohan ARORA
- FP95 - Understanding the Risk Profile and Visual Impact of Naaion in Indian Patients
Chief & Presenting author : A. BALRAJ (B19536), Vijay Antony SANTHANARAJ
- FP466 - A Rare Case of Isolated Medial Rectus Palsy in a Young Female
Chief & Presenting author : Robin MALIK (M25515), Robin MALIK
- FP654 - A Rare Complication- Successful Outcome- Repair of Medialrectus Injury Following Pterygium Excision
Chief & Presenting author : Mahathi VANKIREDDI (M16224)
- FP697 - From Toothache to Tragedy
Chief & Presenting author : Subhangi SAHU (S29008), Siddhartha KAR, Aanchal SINGHAL, Shrutakirty PARIDA
- FP865 - Macular Choroidal Thickness in Unilateral Amblyopic Children
Chief & Presenting author : Aalathi RAJAN (A28131), Hannah Shiny RUBSINGH, B. VADUVAKRISHNAN
- FP877 - A Visual Dullness in Viral Illness: a Rare Threat for Sixth Nerve in Shingles
Chief & Presenting author : Rakesh Vannura KOLI (K29587), Ramanna CHALVADI, Bylappanavara GIRISH, H Siddesh KUMAR
- FP903 - Anton's Syndrome: a Rare Case of Cortical Blindness
Chief & Presenting author : Neha PATIL (N27953), Ajay Kumar SHUKLA, Smita SINGH
- FP952 - A Break up Story of Neural Hierarchy, Where the Two Eyes Cannot Meet
Chief & Presenting author : Rakesh Vannura KOLI (K29587), Bylappanavara GIRISH, Ramanna CHALVADI, H Siddesh KUMAR
- FP1018 - Hydroxychloroquine Toxic Retinopathy: Early Detection is the Only Solution
Chief & Presenting author : Shruti Dayal CHAWLA (D07240)
- FP1232 - Increasing Trend of AACE: Acute Acquired Comitant Esotropia Post COVID
Chief & Presenting author : Aloka Santosh HEDAU (A15338)
- FP1299 - Complex Cases, Creative Solutions: Neurosurgical Management of Syndromic Cases of Craniosynostosis
Chief & Presenting author : Trupti KADAM (K15108), Meghana KANDI, Vandana Akshay IYER, Purvasha NARANG
- FP1314 - Cost-Effectiveness Analysis of Strabismus Surgery
Chief & Presenting author : Charul MITTAL (C29239), Amitava Abadan KHAN
- FP1529 - The Misdiagnosis Detour- a Rare Case of Juvenile Myasthenia Gravis
Chief & Presenting author : Nikitha Ann ZACHARIA (N29466), Sujithra HARIDAS
- FP1625 - Role of Superior Oblique Anterior Transposition in a Case of Residual Exotropia in 3rd Nerve Palsy
Chief & Presenting author : Lakdawala HUSSAIN (H29645), Akshay BADA KERE
- FP1984 - Saethre-Chotzen Syndrome- Clinical Presentation, Genetic Testing and Management
Chief & Presenting author : Soumya NAMBIAR (N14351), Leila MOHAN, Shabeeba KANNAMBALATH, Vazhipokkil Anju CHANDRAN
- FP2454 - True Muscle Transplantation: a Safe and Effective Procedure for Large Angle Strabismus
Chief & Presenting author : Munish DHAWAN (D12432)

AIOC Theatre E-Poster

Diabetic Retinopathy & Medical retina + Uvea - II

Panelist : Aakanksha RAGHUVANSHI, Indranil SAHA, Vignesh T.P.,
Namrata MAJHI

Date :	04-04-2025
Time :	13:00-14:15
Hall :	Screen - 1

Each Presentation is 3 minutes

- FP59 - A Case Having Both Sarcoidosis and Sjogren's Syndrome with Ocular Features
Chief & Presenting author : Aakanksha RAGHUVANSHI (R18464), MAHRUKH
- FP316 - Va-Sp Regime for Management of Postoperative Endophthalmitis
Presenting author : Sahil BATRA (B27934), Chief author: Sudhir PENDKE
- FP350 - The Adjunctive Role of Intravitreal Anti-VEGF, in Rapid Resolution of Intraocular Tuberculomas
Chief & Presenting author : Indranil SAHA (S17048)
- FP484 - Bacillus Cereus Endogenous Endophthalmitis -an Unconventional Presentation
Chief & Presenting author : ANNIRUDH GUPTA (G29535), Pradeep TM, Namita ANAGOL
- FP589 - Vkh Case Report from Remote: Optimizing Management
Chief & Presenting author : Namrata MAJHI (M16124), Sanghamitra KANUNGO
- FP1121 - Curcumin in the Treatment of Chronic Central Serous Chorioretinopathy (cCSCR)
Chief & Presenting author : Vignesh T.P. (V12167)
- FP1190 - Neovascular Membrane in a Child
Chief & Presenting author : Ananya GOSWAMI (A22365), Subhra Kinkor GOSWAMI, Pritisha GOSWAMI
- FP1297 - Double Trouble
Chief & Presenting author : Ananya GOSWAMI (A22365), Pritisha GOSWAMI
- FP1302 - Choroidal Lesion - Blazing a Trail from Ocular Secondaries to Occult Visceral Metastatic Tumour
Chief & Presenting author : Shivaani SRIVATSAN (S29599), Rajashree EZHILAN, R. Rathinam SIVAKUMAR
- FP1307 - Central Macular Thickness in Diabetics Versus Non-Diabetics: OCT Insights from INDIA
Chief & Presenting author : Aakash CHOWDHARY (C26205), Maitri CHOWDHARY
- FP1699 - Anemic Retinopathy: Insights from Case Reports and Disease Feature
Chief & Presenting author : Nishant YADAV (Y25368), Chirag KALRA
- FP2659 - Serum Testosterone Levels in Central Serous Chorioretinopathy
Presenting author : faria RASOOL, Chief author : Shritu SHAIL, Shritu SHAIL

AIOC Theatre E-Poster

Optics / Refraction / Contact Lens + Pediatric Ophthalmology

Panelist : Arundhati PANDE

Date :	04-04-2025
Time :	13:00-14:15
Hall :	Screen - 2

Each video is 4 minutes

- FP177 - Limbal Dermoid
Chief & Presenting author : Arundhati PANDE (L11875)
- FP364 - Syndrome De Waardenburg in a Three Year Old Girl
Presenting author : Smriti RANI (S29512), Chief author: Akshata CHANDAKI
- FP492 - Prevalence and Pattern of Refractive Errors in Children Aged 8-15 Years in a Tertiary Care Hospital
Chief & Presenting author : Lokesh SACHDEVA (S29114), Prakash Chand AGARWAL, Akshita JINDAL, Mihika DUBE
- FP579 - Bleb-Like Retinal Detachment in Aggressive ROP: Risk Factors, Treatment & Outcomes
Chief & Presenting author : Bhavik PANCHAL (P16991), Harshitha K M, Tapas PADHI, Subhadra JALALI
- FP711 - Comparing Biometric Changes in Aphakic and Pseudophakic Eyes with That of Phakic Eyes in Children
Chief & Presenting author : Komal PRIYA (K28297), Aparajita CHAUDHARY, Satya Prakash SINGH
- FP793 - Going Aggressive on Tackling Arop! How Aggressive We Should Go?
Chief & Presenting author : Raji K (K10069), Jyoti SHARMA, Nikhita RAJSHREE
- FP864 - Profile of Nonstrabismic Binocular Vision Anomalies in Patients with Asthenopia in INDIA
Chief & Presenting author : Krati GUPTA (K19874), Prerna AHUJA, SAURABH DESHMUKH, Damaris MAGDALENE
- FP1315 - Comparing Biometric Changes in Aphakic and Pseudophakic Eyes with That of Phakic Eyes in Children
Chief & Presenting author : Komal PRIYA (K28297), S.P. SINGH
- FP1345 - : Ocular Feature in a Rare Variant of Keipert Syndrome
Chief & Presenting author : Anju BHAGAT (A25463), Akila RAMKUMAR
- FP1410 - A Case of Microspherophakia Associated with Weill Marchesani Syndrome
Chief & Presenting author : Shrey DHRUV (D29584), Manoj PRATHAPAN
- FP1441 - Title : Ocular Feature in a Rare Variant of Keipert Syndrome
Chief & Presenting author : Anju BHAGAT (A25463), Akila RAMKUMAR
- FP1464 - Unusual Presentation of Syndromic Myopia!
Chief & Presenting author : Aastha BANSAL (A27922), Akshay BADAHERE
- FP1569 - Concerns and Worries of the Parents of Children with Blinding ROP: a Qualitative Study
Chief & Presenting author : Suraj Singh SENJAM (S17785), Praveen VASHIST, Mounica B, Parijat CHANDRA
- FP1939 - Evaluation of 0.05% Atropine in High Myopia Progression in Children
Chief & Presenting author : Khushdeep ABHAYPAL (K26477), Jaspreet SUKHIJA
- FP2124 - Retinitis Pigmentosa Sine Pigmento in a Sibling
Presenting author : VARUN, Chief author : Lavanya S.R., Anubha A J, Smriti RANI, Akshata CHANDAKI
- FP2179 - Complex Case of Morning Glory Syndrome, Lens Coloboma, and Moyamoya Disease in an 11-Year-Old
Chief & Presenting author : Sunanda NANDI (S21346), Manjushree BHATE

AIOC Theatre E-Poster

Glaucoma - I

Panelist : Gazella Bruce WARJRI, Ajai AGRAWAL, Alka PANDEY

Date :	03-04-2025
Time :	14:15-15:30
Hall :	Screen - 1

Each Presentation is 3 minutes

- FP3 - Association Between Blood Glucose Levels and IOP in Type 2 Diabetic and Nondiabetic Patients
Chief & Presenting author : Ajai AGRAWAL (A08981), Ramanuj SAMANTA, Kavya Subramanian M.S
- FP19 - : Atypical Presentations in Open-Angle Glaucoma- a Cross-Sectional Study
Chief & Presenting author : (Mrs.) Shashi AHUJA (A07726)
- FP32 - Incidence, Risk Factors and Management of Ocular Hypertension or Glaucoma After Vitrectomy
Chief & Presenting author : Aditi SINGH (S16943)
- FP91 - Role of Pentacam to Study the Effects of LPI on the Anterior Chamber in Synechial Angle Closure
Chief & Presenting author : Ameena AKHLAQ (A24962), Nidhi TOMAR, Anupam SINGH, Komal SINGH
- FP126 - ICL Implantation in a Patient with High Myopia and Well Controlled, Stable, Steroid Induced Glaucoma
Chief & Presenting author : Alka PANDEY (P11885)
- FP385 - Double Trouble-Axenfeld Rieger Anomaly with Secondary Childhood Glaucoma
Chief & Presenting author : Nivetha A (N29509), Vidya RAJA, A. VIJAYALAKSHMI
- FP394 - Lens and Iris Parameters in Angle Closure Glaucoma (ACG) Vs Non Glaucomatous Patients on As-OCT
Chief & Presenting author : Saksham MATHUR (M28138), Annu JOON, Ruchi GOEL, Kirti SINGH
- FP396 - Ectopia Lentis in Homocystinuria: a Misleading Traumatic Tale of Lens & Limbs
Chief & Presenting author : Shruti BONDA (B18477), Kavitha DEVI, Raveendra T
- FP408 - Malignant Glaucoma Post Bleb Needling
Chief & Presenting author : Tiruveedhi Sai YASWANTH (S20280)
- FP409 - Agm Allergy?then What Next!
Chief & Presenting author : Tiruveedhi Sai YASWANTH (S20280)
- FP470 - The Study of Bmo-Mrw Changes After IOP Reduction with Topical Bimatoprost 0.03% in Glaucoma Suspect
Chief & Presenting author : Ravi KUMAR (K23400), Amit KUMAR, Amit RAJ, Bhawesh SAHA
- FP555 - Predictors for Intraocular Pressure Elevation During Femtosecond Laser Assisted Cataract Surgery
Chief & Presenting author : Swati SINGH (S16763)
- FP613 - Trabeculectomy- a Double Edged Sword
Presenting author : Ishan TILAK (T26934), Chief author: Rajalakshmi A.R., Swathi NAGARAJAN
- FP833 - Low IOP: What Can It Be?
Chief & Presenting author : Anugya SHARMA (A27904), Suneeta DUBEY
- FP932 - Retrospective Study of Intraocular Pressure Outcomes After Iris Claw Intraocular Lens Implantation
Chief & Presenting author : Prasanna VENKATARAMAN (V17875), Rohan ARORA, Yamini K

AIOC Theatre E-Poster

Vitreous Retinal Diseases I

Panelist : Hammad RASHID, Raji K

Date :	03-04-2025
Time :	14:15-15:30
Hall :	Screen - 2

Each Presentation is 3 minutes

- FP112 - Retinopathy of Prematurity Among Preterm Newborn Admitted to the Neonatal Care Unit
Chief & Presenting author : Pradeep BASTOLA, Deepshikha AGRAWAL, Swapnil Madhukar PARCHAND
- FP135 - Brolicizumab: a Novel Treatment for Eplerenone-Resistant Central Serous Chorioretinopathy
Chief & Presenting author : Anand Singh BRAR (B20980)
- FP403 - Bilateral Chronic CSR and Bilateral Disc Edema as a Presenting Feature in a Case of Polycythemia
Chief & Presenting author : Siddhi THAKUR (S27577), Samyak MULKUTKAR
- FP457 - Purtscher-Like Retinopathy in a Young Male with Acute Interstitial Nephritis
Chief & Presenting author : Tejaswini VUKKADALA (V18915), ANNAPURNA,
- FP463 - Targeting Retinopathy of Prematurity –the Impact of Anti VEGF Therapy
Chief & Presenting author : Sugandh KASHYAP (S27961), Sabita DEVI
- FP464 - Outcomes of Iris-Claw Lens Implantation in Patients of Marfan's Syndrome with Ectopia Lentis
Chief & Presenting author : Devansh KANSAL (D29205), Anushka SONKAR, Satya Prakash SINGH
- FP488 - 100 Brolicizumab Procedures for Wet Armd (Age Related Macular Degeneration). What Did We Learn?
Chief & Presenting author : Hammad RASHID (R14988)
- FP490 - Green Laser Posterior Hyaloidotomy: Treatment for Visual Rehabilitation in Pre-Retinal Hemorrhage
Chief & Presenting author : Hammad RASHID (R14988)
- FP653 - Unique Presentation of Combined Vascular Occlusion with Bilateral Optic Neuritis in Behcet's Disease
Chief & Presenting author : Aryalakshmy R (A29523), Rehna RASHEED
- FP675 - When Genetics and Vision Collide: unilateral Branch Retinal Artery Occlusion with Mthfr Gene Mutation
Presenting author : Manisha CHOUDHARY (M29280), Chief author : Shrutakirty PARIDA, Srinidhi N., Aanchal SINGHAL, Manmath Kumar DAS
- FP681 - Nodular Posterior Scleritis Masquerading as Choroidal Neoplasm
Presenting author : Siddhartha KAR (K29313), Chief author : Shrutakirty PARIDA, Shreya BHADANI, Subhangi SAHU, Manmath Kumar DAS
- FP695 - Unveiling Pilocytic Astrocytoma: a Case Study of Optic Atrophy Presentation
Chief & Presenting author : Anushka SONKAR (A29196), Devansh KANSAL, Vinod Kumar SINGH
- FP718 - Crystal Clear: Unveiling a Case of Oxalate Retinopathy
Chief & Presenting author : Archana KUMAR (A28729)
- FP784 - Exploring Peripheral Retinal Vascular Patterns in Healthy Eyes
Chief & Presenting author : Raji K (K10069), Srujana D, Hemalatha KARRI, Jyoti SHARMA
- FP870 - Comparison of Pneumatic Retinopexy Vs. Scleral Buckling for Bullous Retinal Detachment
Chief & Presenting author : SAURABH DESHMUKH (D19878), Krati GUPTA, Surpriya HAWAIBAM, Ronel SOIBAM
- FP887 - Decoding Retinal Vasculitis: Insights from Case Studies
Chief & Presenting author : Chander PRABHA (C27740), Sakshi LOCHAB, Manisha NADA, Jitender KUMAR
- FP911 - What Do I See Extra in Ultra-Wide Field Fundus Imaging? is It to Be Given Importance?
Chief & Presenting author : Raji K (K10069), Kapil JOSHI, Pradeep KUMAR, John Kennedy S

AIOC Theatre E-Poster

Glaucoma - II

Panelist : Ekta SHAW, Pranamita PUJARI, MAINAK

Date :	03-04-2025
Time :	15:30-16:45
Hall :	Screen - 1

Each Presentation is 3 minutes

- FP935 - Safety and Efficacy of Non Penetrating Deep Sclerectomy in Eyes with Open Angle Glaucoma
Chief & Presenting author : Prasanna VENKATARAMAN (V17875), Nivetha GANDHI
- FP1001 - Analysis of Change in CCT (Central Corneal Thickness) in Manual Small Incision Cataract Surgery
Chief & Presenting author : Pranamita PUJARI (P12785)
- FP1195 - Comparative Study of Antiglaucoma Medications with & Without Preservative
Presenting author : Shefali PANDEY (S29240), Chief author : Mohan SHALINI, Shweta SHARMA, Namrata PATEL
- FP1251 - Evaluation of Automated Pupillometry in Patients with Pseudo-Exfoliation Syndrome(pex)
Chief & Presenting author : Uttam DHAKA (U28811), Paromita DUTTA
- FP1304 - Ocular Hypertension- a Rare Presentation in Kikuchi Disease Secondary to Steroid Use : a Case Report
Chief & Presenting author : Suhaina BASHEER (B29531), Nusrath PARAMBIL, Manju R. PILLAI, Suhaina BASHEER
- FP1545 - Radius-Maumenee Syndrome: a Case of Bilateral Idiopathic Elevated Eyp and Soag
Chief & Presenting author: Sowderya SUNDARAVADIVEL (S28498), R. SHARMILA, A. VIJAYALAKSHMI
- FP1566 - Phakomatosis lib: the Rare Confluence of Sturge-Weber, Klippel-Trenaunay, and Glaucoma
Chief & Presenting author : Manasa BEEPYATA (M28497), R. SHARMILA, A. VIJAYALAKSHMI
- FP1671 - Unveiling the Uncharted Territories of Neovascular Glaucoma Post Renal Transplant
Chief & Presenting author : Kirti CHHABRA (K24631), Niroj Kumar SAHOO, Deepthi MOLLETI
- FP1746 - Outcomes of Kdb (Kahook Dual Blade) in Advanced Glaucoma: Prospective Study
Chief & Presenting author : Ruchika DHIR (R28223), Satyabrata TRIPATHY, Muskan SETHI, Parikshit DHIR
- FP2009 - Cyst on the Rise: Navigating Large Tenon's Cyst After Multiple Intraocular Surgeries
Chief & Presenting author : Tosha GUJARATHI (T28747), Puthuran GEORGE
- FP2183 - Secondary Glaucoma Following Vitreo Retinal Surgeries: Case Series
Chief & Presenting author : SURBHI (S26200)
- FP2247 - Essential/progressive Iris Atrophy: a Seldom Encountered Case
Chief & Presenting author : Archana KOTA (A24834)
- FP2450 - A Rare Case of Co-Existing Aniridia and Iridocorneal Endothelial Syndrome in a Young Female
Chief & Presenting author : VYSHAK A S, Anchal GERA, Faisal T. T., Ashok Kumar SINGH
- FP2505 - Pseudo-Bleb in Linea Morphea
Chief & Presenting author : MAINAK (M16230), Smriti DABAS
- FP2536 - Increased Glaucoma Risk Associated with Statin Use in Hyperlipidemia Patients: a Retrospective Study
Chief & Presenting author : Yeddula Venkata Rohith REDDY (V28959), Sangeetha. T
- FP2589 - Acute Onset Simultaneous Bilateral Angle Closure
Chief & Presenting author : Vishakha WADIBHASME (V15442), Yogesh JIBHAKATE

AIOC Theatre E-Poster

Vitreous Retinal Diseases II

Date :	03-04-2025
Time :	15:30-16:45
Hall :	Screen - 2

Panelist : Abhijaat CHATURVEDI, ABHISHEK, Roshni MOHAN

Each Presentation is 3 minutes

- FP913 - Endogenous Endophthalmitis Presenting as a Subretinal Hypopyon- a Rare Presentation
Chief & Presenting author : Priyanka RAO (P29184), Jayamadhury GUDIMETLA, Madhu Kumar R., Ashok KANAKAMEDALA
- FP951 - The Malicious Subretinal and Vitreous Mass- a Cystic Challenge
Chief & Presenting author : Preethi SINGARAVEL (P22765)
- FP956 - HYDRRA Study- HY Dose Retrospective Real World Aflibercept Study
Chief & Presenting author : Obuli N. RAMACHANDRAN (R18499), Shweta SINGH, Dinesh TALWAR, Gauri KHARE
- FP1053 - A Study on Haematological & Clinical Profile of Aggressive Posterior Retinopathy of Prematurity
Chief & Presenting author : Sugandh KASHYAP (S27961), Sabita DEVI
- FP1068 - Stargardt Disease – a Case Report
Chief & Presenting author : Ragini KUMARI (R29252), Jamal Md. MURTAZA
- FP1108 - Central Retinal Venous Occlusion (CRVO) in Primary Sjogren's Syndrome (PSS)
Chief & Presenting author : Shubhangi SINGH, Pratyusha GANNE
- FP1123 - OCT Changes in Ckd Patients on Hemodialysis
Chief & Presenting author : Ishan TILAK (T26934), S. THANIKACHALAM, Karen SHARMA
- FP1145 - Bilateral Central Retinal Vein Occlusion as a Presenting Feature of Chronic Myeloid Leukemia (CML)
Chief & Presenting author : ABHISHEK (A17806), Prabhakar SINGH
- FP1151 - Study of Treatment Outcomes of Iv Ozurdex in Naive Vs Refractory Dme with Va, OCT
Chief & Presenting author : Roshni MOHAN (R14961)
- FP1156 - Suprachoroidal Hemorrhage Post Ocular Surgery- Pre and Post Op Analysis , Management - a Case Series
Chief & Presenting author : Roshni MOHAN (R14961)
- FP1167 - Diabetic Vitrectomy with and Without Internal Limiting Membrane Peeling : a Retrospective Analysis
Chief & Presenting author : Roshni MOHAN (R14961)
- FP1213 - Surgical Outcome of Cabbage Leaf Technique of ILM Peeling in Large Macular Holes
Chief & Presenting author : Arnoev SANDUJA (S28549), Neeraj SANDUJA, Priye Suman RASTOGI, Ashish CHANDER
- FP1233 - Life Stage Matters: Unlocking the Age Dependent Dynamics of Diabetic Retinopathy
Chief & Presenting author : Chawla GAJENDRA (C05261), Neha GIDHWANI
- FP1313 - Seeing Through the Gaps: Bilateral Macular Coloboma
Chief & Presenting author : Pooja SRI (P29487), Afrin Neeha SHAIK, K. Ezhil VENDHAN, S. SOZHAMADEV
- FP1316 - From School Struggles to Diagnosis: Unmasking X-Linked Retinoschisis in a Young Student
Chief & Presenting author : Pooja SRI (P29487), Arthi K., B. JAYAPRAKASH, Srinivasan L.
- FP1385 - Usher Syndrome with Atypical Retinitis Pigmentosa: a Rare Case Report
Presenting author : Sahil BATRA (B27934), Chief author: Sudhir PENDKE
- FP1450 - Proportion of Retinopathy of Prematurity(rop) and Associated Risk Factors in Premature Babies
Chief & Presenting author : Deshmukh ASHWINI (D29224), Deepa Ajit KUMAR, Rhotuja DEO, Rekha Raju KHANDELWAL

AIOC Theatre E-Poster

Vitreous Retinal Diseases III

Date :	03-04-2025
Time :	16:45-18:00
Hall :	Screen - 1

Panelist : Vartika ANAND, Sherine M DSOUZA, Surender Kumar NARANG

Each Presentation is 3 minutes

- FP1476 - To Find Correlation Between Ez Thickness, Sdd and Choriocapillaris Insufficiency in Armd Patients
Chief & Presenting author : Megha AIRY (M29598), Vinod Kumar SINGH, Santosh I KUMAR
- FP1478 - Visualizing Hodgkin Lymphoma-Unveiling the Ocular Manifestation
Chief & Presenting author : Gourav LALLA (L27941), Monika BAGHLA, Mohammad Abid SHAMSHAD
- FP1487 - Hodgkins Lymphoma Causing Central Retinal Artery Occlusion , Only Manifestation of Recurrence
Chief & Presenting author : Sherine M DSOUZA (D07880)
- FP1499 - A Rare Case of Gyrate Atrophy: Uncommon Insights
Chief & Presenting author : Chander PRABHA (C27740), Ankur SHARMA, Manisha NADA, Jitender KUMAR
- FP1502 - Correlation of Retinal Vessel Diameter at Optic Disc in OCTA and Stereoiimages in Htn Retinopathy
Presenting author : Anannya PATI (A29616), Chief author : Sherine M DSOUZA, Anannya PATI,
- FP1504 - Role of Ultrasonography in Evaluation of Vitreous Haemorrhage
Chief & Presenting author : Vaishnavi SINGH (V29097), Sarita AGARWAL
- FP1512 - To Evaluate Vision Related Quality of Life and Correlate Psychological Stress in Patients with Cscr
Chief & Presenting author : Chander PRABHA (C27740), Mamta VERMA, Manisha NADA, Jitender KUMAR
- FP1586 - Mecular Hole is a Partial or Full Thickness Hole in the Neurosensory Retina in the Foveal Region
Chief & Presenting author : Surender Kumar NARANG (N17756)
- FP1811 - Outcomes of Retinal Detachment Surgery in Eyes Post Glued Intraocular Lens (Glued IOL) Procedure
Chief & Presenting author : Rohan KAPOOR (K29491), Ritesh NARULA
- FP1815 - Clarity and Challenges: Visual Results and Complications of Retropupillary Iris Claw Lenses
Chief & Presenting author : Anushka SONKAR (A29196), Devansh KANSAL, Satya Prakash SINGH
- FP1850 - Navigating the Red Boats - Subhyaloid Haemorrhage Associated with Pancytopenia
Chief & Presenting author : Shivani KATHERIA (S29201), Jagriti RANA
- FP1877 - Serum and Vitreous Levels of VEGF in Patients Requiring Intravitreal Anti-VEGF Therapy
Chief & Presenting author : Uroos IZHAR (U29450), Simi ZAKA-UR-RAB, Zakir Shaik MOHAMMED
- FP1907 - Our Experience of Pneumatic Retinopexy Inrhegmatogenous Retinal Detachment
Chief & Presenting author : Vartika ANAND (A13998), Balbir KHAN
- FP1945 - Optic Disc Pit Maculopathy- Positive Outcomes with Non-Surgical Management
Chief & Presenting author : Tejaswini VUKKADALA (V18915), ANNAPURNA, ,
- FP2000 - Atypical Presentation of Lupusretinopathy as Multiple Branch Retinal Vein Occlusion in Young Female
Presenting author : Meghana NARAPAREDDY (M29634), Chief author : Sangeetha KALA.C, Meera Alias Devasena MURUGESAN
- FP2027 - Who is the Culprit ? PDR or Ijt
Chief & Presenting author : Jeet PATEL (P23706), Syed Mohideen Abdul KHADER, Aswin PR
- FP2244 - The Worm in the Eye: Diagnosing and Managing Ocular Cysticercosis
Presenting author : maitri PATEL (M29005), Chief author : Deepashri MUTALIK, Shivanand BUBANALE, Rohini D K, Vivek WANI

AIOC Theatre E-Poster

Vitreous Retinal Diseases + Trauma

Date :	03-04-2025
Time :	16:45-18:00
Hall :	Screen - 2

Panelist : Soumava MANDAL, Nawazish SHAIKH

Each Presentation is 3 minutes

- FP294 - A Unique Case of Orbital Foreign Body
Chief & Presenting author : Gunjan SALUJA (S18994), Asha SAMDANI, Priyavrat BHATIA
- FP362 - Pattern and Clinical Profile of Ocular Trauma and Ots Validation: Presenting to a Tertiary Hospital
Chief & Presenting author : Sandip Kumar SAHU (S12216)
- FP478 - Car Safety Air Bag Burst Resulting in Eye Injury- A Rare Case in Western Odisha
Chief & Presenting author : Pushpa KUMARI (K10869)
- FP860 - Retrospective Analysis on Role of Iris Diaphragm Intra-Ocular Lens Implant in Traumatic Aniridia
Chief & Presenting author : Krati GUPTA (K19874), Zain KHATIB, Manshu DESHMUKH, SAURABH DESHMUKH
- FP1634 - The Eye Tells the Story: Signs of Blunt Trauma
Chief & Presenting author : Nidhi SHARMA (N25258), Lalita RANI, Jyoti DESWAL, Rajendra Singh CHAUHAN
- FP1925 - A Bizarre Case of Cannabis Induced Oedipism (Self-Enucleation)!
Chief & Presenting author : Rajat Mohan SRIVASTAVA (S15232), Samya SINGH, Siddharth AGRAWAL
- FP2249 - Efficacy of Bimanual Chandelier Assisted Ppv in Complex Diabetic Tractional /Combined Rd
Chief & Presenting author : Nishita YADAV (Y19092), Bibhuti Prassan SINHA, Abhishek ANAND
- FP2250 - Biomarker Immunoassay for Prognosis of Diabetic Retinopathy Using Imaging Based Detection
Chief & Presenting author : Sayantan GHOSH (G23595), Lopamudra GIRI, Haripriya NARASIMHAN
- FP2305 - "Vascular Vexations": a Case Series of Combined Vascular Occlusion in Young Females
Presenting author : Vatsala PRASAD (V28145), Chief author : Vivek WANI, Deepashri MUTALIK, Shivanand BUBANALE
- FP2354 - Efficacy of Macular Traction Relieving Vitrectomy in Diabetic Trd with Adherent Posterior Hyaloid
Presenting author : Kshitij DONIMATH (D28579), Chief author : Ashraya Nayaka T.E., Kalaivani JAYAKUMAR, Jatinder SINGH, Srishti RAMAMURTHY
- FP2358 - Clinical Features, Genetic Basis, and Management of Leber's Hereditary Optic Neuropathy
Presenting author : Manisha NADA (M06368), Chief author : Ankur SHARMA, Kritika JAIN, Sakshi LOCHAB, Ankur SHARMA
- FP2423 - An Unfortunate Case of Bilateral Optic Nerve Avulsion
Chief & Presenting author : ANNIRUDH GUPTA (G29535), Samhitha H.R., Neeraja VARMA
- FP2508 - X-Linked Retinoschisis: a Diagnostic Challenge in Young Adult
Chief & Presenting author : Kritika JAIN (K29299), Sakshi LOCHAB, Ankur SHARMA
- FP2527 - Retinal Capillary Hemangiomas(rch)-Clinical Features, Syndromic Association & Treatment Modalities
Chief & Presenting author : Nishita YADAV (Y19092)
- FP2588 - Compare Efficacy of Sf6 Vs Air in Prevention of Vitreous Cavity Rebleed After Vitrectomy for Nrvh
Chief & Presenting author : Shilpa VISWANATH (S26258), Ramandeep SINGH, Vishali GUPTA, Deeksha KATOCH
- FP2602 - Atypical Vascular Membranes in Macular Telangiectasia Type 2
Chief & Presenting author : Anjana S (A26612), hema v K, Dhileesh P CHANDRASEKHARAN, Prakash V.S.
- FP2606 - Pigmented Paravenous Retinochoroidal Atrophy- a Rare Entity
Chief & Presenting author : Anjana S (A26612), Anjela JOSE, Dhileesh P CHANDRASEKHARAN, Prakash V.S.

Physical Posters

Cataract

Judges : Malviya RAJENDRA, Tathagata DE, Waris ABDUL, Minu M. MATHEN

[FP213] - Visionary Miracle: Child's Breakthrough Spontaneous Lens Absorption To Enhanced Vision Post Surgery

Chief & Presenting Author : Simran, S28255, Co-Author(s): Urmila Rawat, Suresh Ramchandani

[FP328] - Comparing Visual Outcomes And Rotational Stability Of Two Hydroimplanted Monofocal Toric Iol Designs

Chief & Presenting Author : Dineshkumar Nathalal Maru, M15363

[FP692] - Coverage And Barriers Of Cataract Surgery Services In Nepal: Results From A Nation-Wide Raab

Chief & Presenting Author : Parikshit Gogate, G06928 , Co-Author(s) : Khandekar Rajiv Bhachandra, Ranjan Shah, Sailesh Kumar Mishra

[FP748] - Successful Management Of Delayed Hyaluronidase Hypersensitivity Post Subtenon Anesthesia-A Rare Case

Chief & Presenting Author : Kirandeep Kaur, K19199 , Co-Author(s) : Bharat Gurnani

[FP783] - Inherited Bilateral Absorbed Cataracts: A Family-Based Study Of Management And Outcomes

Chief & Presenting Author : Kriti Bhatt, K24779 , Co-Author(s) : Aparajita Chaudhary

[FP821] - Comparison Of Optical Biometers Argos And Iol Master 700 In Indian Population

Chief & Presenting Author : Anupam Singh, S24626 , Co-Author(s) : Asmita Rastogi, Anubhav Singh, Nidhi Tomar

[FP955] - Management Outcome Of White Cataracts Based On A New Biomarker On Ultrasonography

Chief & Presenting Author : Bhagabat Nayak, N16115 , Co-Author(s) : Bhumija Bhatt, Debasish Sadangi, Bijnya Birajita Panda

[FP1084] - Comparative Analysis Of Sia Computed By Sim K & Trca In Low & High Astigmatism In Temporal Cci.

Chief & Presenting Author : Nawab Zishan Farooqui, F13772, Co-Author(s) : Manisha Subhadarsini, (Mrs.) Kiran Bhanot

[FP1157] - Visual Performance & Postoperative Quality Of Life With Novel Extended-Depth- Of-Focus (Edof) Iol

Chief & Presenting Author : Ajinkya V Deshmukh, D21582, Co-Author(s) : Gowri Jaydev Murthy, M. Ramakrishna Praveen, Praveen Ramachandra Murthy

[FP1237] - Eye Opener: Managing Unexpected Bleeding After Cataract Surgery

Chief & Presenting Author : CHARISHMA P REDDY, C28496, Co-Author(s) : Meera Rahim, Madhu Shekhar

[FP1404] - Role Of Mi-Oct In Phacoemulsification

Chief & Presenting Author : Aafreen Bari, A22281

[FP2025] - Outcomes & Management Of Descemet Membrane Detachment Post Cataract Surgery

Chief & Presenting Author : Annu Teres Thaliath, A29367, Co-Author(s) : Pallavi Joshi

[FP2033] - Battle Is Won But The War Is Lost : A Case Of Crao After Cataract Surgery!

Chief & Presenting Author : Venipriya Sigamani, V15531

[FP2152] - The Battle Between Sf Iol Vs Glued Iol

Chief & Presenting Author : Shubham Vasawade, V29462 , Co-Author(s) : Sujatha Mohan, Arthi M

[FP2319] - A Rare Case Report Of Bilateral Congenital Partial Aniridia

Chief & Presenting Author : Merin Johny, M23985

[FP2353] - Comparison Of Efficacy And Safety Of Topical Dexamethasone Vs Difluprednate In Post-Operative Sics.

Chief & Presenting Author : Antabha Bandyopadhyay, B23600 , Co-Author(s) : Shefa Habib, Suchitra Kumari, Taruni Kumari

[FP2447] - Visual Outcome Of EdoF Iol In Unilateral Traumatic Cataract

Chief & Presenting Author : Lobsang Tsetim, T11101

[FP2626] - An Interesting Case Of Pseudophakic Capsular Contraction

Chief & Presenting Author : Veena Karkhele, K20566 , Co-Author(s) : Suvira Jain

Community / Social Ophthalmology

Judges : Vibha SINGH, Ashwini KUMAR, Pragati GUPTA, Aishwarya Janani KALYAN, MOHAMMAD SAQUIB, Lokesh Kumar SINGH

[FP229] - 'smart Phone Fundoscopy'- A 'smart' Tool For Diagnosis- Our 'fun-Filled' Experience (A Pilot Study)

Chief & Presenting Author : Arhan Dasgupta, D27343

[FP407] - Digital Imaging And Communication In Medicine- Effectiveness In Ophthalmology Testing Data Management

Chief & Presenting Author : Nikita Balani, N28443, Co-Author(s) : Raj Vador, Darshan Shah, Mehul Shah

[FP777] - Is Myopia Linked To Spring Catarrh? Chief & Presenting Author : Ravi Ranjan, R10385 , Co-Author(s) : (Maj.) Rajnish Kumar, Sudhir Kumar, Amitabh Singh

[FP881] - A Cross Sectional Survey On Retinopathy Of Prematurity In The Southern District Of Maharashtra State

Chief & Presenting Author : Sourabh Patwardhan, P11250 , Co-Author(s) : Nidhi Patwardhan, Bhatt Nikunj Kaushikkumar

[FP1019] - Diabetic Eye Disease Awareness: Retinopathy Vs. Cataract In Northwestern Indian Diabetics

Chief & Presenting Author : MOUSUMI BANERJEE, M22333, Co-Author(s) : PARVEEN REWRI, Vandana Nehra

[FP1031] - Road To Clarity: A Community Based Study On Ocular Health Among Auto- Drivers
Chief & Presenting Author : Prajakta Paritekar, P16971

[FP1391] - Machine Learning Approach For Visual Impairment With Refractive Errors Among Children In India
Chief & Presenting Author : Vivek Gupta, G18640 , Co-Author(s) : Rishi Raj Borah, ROHIT SAXENA, Praveen Vashist

[FP1494] - Knowledge, Attitude And Practices In Relation To Eye Donation Among Tertiary Care Hospital Personnel
Chief Author : Parul Jain, Presenting Author : Gahan Annadevula, A27719, Co-Author(s) : Aastha Singh, Avani Hariyani, Isha Gupta

[FP1505] - Determinants Of Severity At Presentation Among Patients Of Glaucoma Chief & Presenting Author: Manushree Gautam, G18624 , Co-Author(s) : Neetu Kori shankhwar, Preeti Rawat, Shweta Walia

[FP1595] - Prevalence Of Corneal Diseases And Blindness In The Rural Tribal Population Of Jharkhand
Chief & Presenting Author : Anamika Chowdhury, A29120 , Co-Author(s) : Zaid Ashraf, Anvita Kachhap, Sunil Kumar

[FP1914] - Correlation Between Glaucoma And Thyroid Eye Disease
Chief & Presenting Author : Suchitra Kumari, S23660 , Co-Author(s) : Taruni Kumari, Antabha Bandyopadhyay

[FP1954] - Incidental Cases Of Hiv,hbsag,hcv Of Patients Underwent Cataract Surgery In Tertiary Care Hospital
Chief Author : nikitha nataraju, Presenting Author : Dr Simi K H, Co-Author(s) : Ashwini Kv

[FP2004] - On-Site Health Care Programme For Eye Diseases: Observations From A Tertiary Care Centre In Gujarat
Chief & Presenting Author : Mamta Singh, M12137

[FP2029] - Impact Of Low Vision Aids On Quality Of Life And Reading Speed In Visually Impaired Individuals
Chief & Presenting Author : Anju A.J, A22471, Co-Author(s) : Aswin P R, Meenakshi Ravindran, Fathima A.

[FP2123] - The High Cost Of Sight: Financial Impact Of Diabetic Retinopathy At A Tertiary Care Centre
Chief & Presenting Author : Ravi Vaishnavi, R23195, Co-Author(s):, Ayshwaria Basker, Anandhalakshmi Subramanian

[FP2186] - Comparison Of Knowledge, Attitude And Practice Of Strabismus Among Caregivers Of Children
Chief & Presenting Author : Sowmya R., S11824, Co-Author(s) : Malavika Mani, Sneha Peswani

[FP2286] - Effectiveness Of Trained Teachers As Screening Tools Vs. Direct Screening In School Screening Camps
Chief & Presenting Author : Aditya Sethi, A17392 , Co-Author(s) : Reena Sethi, Arun Sethi

[FP2372] - Opportunities And Challenges In Pmjay: An Experience From Tertiary Health Care Centre Of Bihar
Chief & Presenting Author : Neha Kumari, N21013 , Co-Author(s) : Gyan Bhaskar, Anita Ambasta

[FP2565] - Profile Of Galucoma Patients Attending At Tertiary Care Hospital Of East India Chief & Presenting Author : Tania Ray (Bhadra), T14348 , Co-Author(s) : Poulami Datta

[FP2612] - A Tertiary Hospital Study On Demographic And Clinical Profile Of Various Types Of Amblyopia
Chief Author : K. Kalaivani, Presenting Author : Swatika Gupta, S26933

Comprehensive Ophthalmology

Judges : Naheed AKHTAR, Saloni GUPTA, Kshitij SHUKUL, Malay CHATURVEDI

[FP108] - Clinical Profile And Visual Outcome Following Firecrackers Injury - Multicentric Study
Chief & Presenting Author : Sabarinath A, A27828 , Co-Author(s) : Usha Kim

[FP499] - Comparison Of Various Determinants Of Cataract Surgery Through Insurance Versus Noninsurance Scheme
Chief & Presenting Author : VARSHA RAHUL PURANIK, Co-Author(s) : Rahul Deshpande, Kuldeep Dole

[FP541] - Rare But Real: Postpartum Vision Loss
Chief & Presenting Author : Vinita Ramnani, R09767 , Co-Author(s) : Sakshi Ramnani, Divya Trivedi

[FP670] - Calotropis Induced Toxic Keratouveitis Chief & Presenting Author : Lipi Chakrabarty, C13692

[FP738] - Uv Filtering By Cataracts Reducing Retinal Exposure.
Chief & Presenting Author : Sanjoy Chowdhury, C06721, Co-Author(s) : Sagarika Choudhury, Nilanjan Chowdhury

[FP758] - To Study Ophthalmic Complications Of Dengue Hemorrhagic Fever(Dhf). Chief & Presenting Author : Pragati Paul, P28742 , Co-Author(s) : Md. Shahid Alam, Manocha Priyadarshini

[FP826] - Unveiling The Angle!
Chief & Presenting Author : Ms. Indira Pegu, I21347, Co-Author(s) : Kavitha S.

[FP1395] - More Than Meets The Eye: Rare Case Of Iris Flocculus And Its Links Beyond The Thoracic Aorta
Chief & Presenting Author : Anushree Baid, A27726 , Co-Author(s) : Priyasha Goel

[FP1936] - Mobile Vr Platform - Vardaan : A Novel Approach To Cost-Effective Wet Lab Practice
Chief & Presenting Author : Amogh Jambagi, J23951, Co-Author(s) : Aniket Shastri

[FP1999] - Metastatic Malignant Melanoma In Oculocutaneous Albinism(Oca).
Chief & Presenting Author : Aditi Agresar, A29495 , Co-Author(s) : (Mrs.) Shubhangi Nigwekar

[FP2103] - Juvenile Ocular Myasthenia Gravis: Insights Into Seronegative And Seropositive Cases
Chief & Presenting Author : Pankhudi Verma, P28476 , Co-Author(s) : Sitesh Vats, Naila Aftab, Amit Kumar

[FP2164] - Efficiency Of Vision Centre Technicians In Diagnosing Neuro Ophthalmological Diseases

Chief & Presenting Author : W. Leenu Jeris, J17015

[FP2299] - Endogenous Endophthalmitis In Patients Of End Stage Renal Disease.

Chief & Presenting Author : Mugdha Sumati, M29124, Co-Author(s) : Anamika Chowdhury, Nishtha Mishra

[FP2385] - Environmental Impact Of Dry Eye Disease: A Year-Long Study Chief & Presenting Author : Gayatri Dasari, D15486

[FP2406] - "harmony Unveiled: Navigating The Intricacies Of Vogt- Koyanagi -Harada Syndrome"

Chief & Presenting Author : Anuradha Bishnoi, A28307 , Co-Author(s) : Sujata Sanjay Chahande, Purva Valvekar-Date

[FP2407] - A Retrospective Study On Visual Acuity Improvement By Revital Vision Therapy Chief & Presenting Author : Dr Manju gandhi, P28944 , Co-Author(s) : Raj Shri Hirawat, Gulam Ali Kamdar

[FP2550] - Comparison Of Retinal Imaging Using Smart Phone And Indirect Ophthalmoscopy In Emergency Wards. Chief & Presenting Author : Rajneel Bhattacharjee, B23857 , Co-Author(s) : Namrata Shree

[FP2572] - Challenges And Outcomes Of Traumatic Cataract Surgery Following Corneal Perforation Repair.

Chief & Presenting Author : Priti Sinha, P21372 , Co-Author(s) : Anita Ambasta, Surbhi

[FP2579] - Comparison Of Flacs Versus Conventional Phacoemulsification In Eyes With Small Pupil

Chief & Presenting Author : Gazal Patnaik, P18593 , Co-Author(s) : Anurag Mishra

Cornea

Judges : Gaurav RELHAN, Aneeta JABBAR, Nupur GUPTA, Meena LAKSHMIPATHY, Anu MALIK

[FP754] - Refractive Outcomes Of Triple Descemet Membrane Endothelial Keratoplasty In Fuchs Dystrophy Chief & Presenting Author : Asha Varghese, A27608 , Co-Author(s) : Vinay S.

[FP847] - Cross-Linking Catastrophe – Managing Post-Cxl Corneal Melt

Chief & Presenting Author : Devika Vasudevan, D27195 , Co-Author(s) : Neelima Balakrishnan, Vandhana Sundram, Jagadeesh Kumar Reddy K.

[FP1059] - Practice Patterns In The Management Of Vernal Keratoconjunctivitis Among Cornea Specialists In India

Chief & Presenting Author : Vaibhav Nagpal, N23491, Co-Author(s) : Prajakta Dandekar

[FP1136] - Camouflaged Yeast Keratitis At Clinical And Microbiological Evaluation

Chief & Presenting Author : Sikha Misra, M17861, Co-Author(s) : Srikant Sahu, Sujata Das, Savitri Sharma

[FP1264] - Evaluation Of Outcome Of Pulsed Accelerated Corneal Collagen Cross Linking In Pediatric Keratoconus.

Chief Author : Parul Jain, Presenting Author : Arun Mehta, M27975, Co-Author(s) : Paromita Dutta, Ritu Arora, Arun Mehta

[FP1438] - Specificity Of Direct Immunofluorescence In Healthy Conjunctival Specimens Chief & Presenting Author : Anahita Kate, A19333 , Co-Author(s) : Megana Peddi, Saumya Jakati, Sayan Basu

[FP1762] - The Ulcer Emr- Implementing Google Forms For A Meticulous Documentation Chief & Presenting Author : Rakshit Agrawal, A25272

[FP1884] - Late Onset Reticular Corneal Edema Following Ripasudil Use

Chief Author : Roopasree. B.v, Presenting Author : Harshita Hiran, H25141, Co-Author(s) : Rajashekar Jogadh, Kavitha V., Mallikarjun M. Heralgi

[FP1955] - Crystalline Deposits Over Descemet's Membrane In A Suspected Case Of Mgs. Chief & Presenting Author : Sharannya T R, S26740 , Co-Author(s) : Harsha Bhattacharjee, Sangeeta Kalita, Dipankar Das

[FP2115] - Surgical Outcomes Of Limbal Dermoid: A Retrospective Analysis. Chief & Presenting Author : Anchal Arora, A22943 , Co-Author(s) : Sujata Das

[FP2141] - An Interesting Case Of Gelatinous Drop Like Corneal Dystrophy

Chief & Presenting Author : Isha Chaudhari, C17459 , Co-Author(s) : Arpan Gandhi, umang mathur, Abha Gour

[FP2155] - Clinicodemographic Profile And Treatment Outcomes Of Ossn:study From Tertiary Centre In East India Chief & Presenting Author : Aditya Rajan, R26721 , Co-Author(s) : Amit Raj, Amit Kumar, Prabhakar Singh

[FP2203] - Evaluation Of Vitamin C, Vitamin E And Acetylcysteine As Corneal Wound Healing Promoting Agents Chief & Presenting Author : Komal Saluja, K19207 , Co-Author(s) : Gaganjeet Singh Gujral

[FP2302] - Innovative Image Guided Microscopic Attachment For Keratoplasty And Toric Iol Implantation Chief & Presenting Author : Sudhakar Naidu Laveti, L26611 , Co-Author(s) : Madhu Uddaraju

[FP2324] - Co-Existent Acanthamoeba And Herpes Keratitis- Double Trouble!

Chief & Presenting Author : Amrita Mohanty, M17302 , Co-Author(s) : Joveeta Joseph, Bhupesh Bagga

[FP2393] - Urrets-Zavalía Syndrome (Uzs) After Dalk – A Case Series

Chief & Presenting Author : Vishwajeet Deshmukh, D27766 , Co-Author(s) : Sonali Sahoo, Nisha Rani

[FP2474] - Recurrent Corneal Erosions In Megalocornea Chief & Presenting Author : Uma Thigale, U24224 , Co-Author(s) : Pravin Krishna Vaddavalli

[FP2520] - What Made The Eye Angry? A Rare Case Of Post-Cxl Corneal Melt With Secondary Bacterial Keratitis Chief & Presenting Author : Vijayalakshmi Prabhu, P16693, Co-Author(s) : Pallavi Joshi

[FP2547] - Prevention Is Better Than Cure: Early Detection Of Keratoconus In Myopic Patients

Chief & Presenting Author : Sumit Kumar Biswas, B25447,
Co-Author(s) : Vrushali Deshpande

[FP2645] - Impact Of Demographic And Socio-Economic Factors On Pediatric Keratoplasty Outcomes

Chief Author : Muralidhar Ramappa, Presenting Author:
Koonapareddy Sai Sivani

Diabetic Retinopathy & Medical retina

Judges : Manoj KHATRI, Arshad SIDDIQUI, Ajay AURORA,
Navendu RAI, Soumava MANDAL, Lakshmi KUNIYAL

[FP71] - Tamoxifen Induced Retinopathy: In A Young Female
Chief & Presenting Author : Shreya Patel, S26899

[FP287] - The Relation Between Diabetic Retinopathy & Diabetic Nephropathy In Patients With Type 2 Dm

Chief & Presenting Author : Lokhande Sanketa, L26987, Co-Author(s) : Anukool Deshpande , Sushama Rahate, (Mrs.) Indu Pandey

[FP386] - Visual And Micromorphometric Parameters In Vein Occlusions Treated With Dex Implant Vs. Ranibizumab

Chief & Presenting Author : Apoorva A.G., A15802 , Co-Author(s) : A.S. Guruprasad, Shrinivas M. Joshi, Manasi Manke

[FP460] - Central Areolar Choroidal Dystrophy: A Case Report

Chief & Presenting Author : Deepak Patel, P27946 , Co-Author(s) : Vironika Agrawal, Asif Shahnawaz

[FP476] - Proteomics Of Diabetic Retinopathy – Piwil1 A Novel Regulator Of Disease Progression

Chief & Presenting Author : Manavi Deokrishna Sindal, S11035

[FP939] - Atypical Retinitis Pigmentosa In Incomplete Bardet-Biedl Syndrome: A Diagnosis Of Exclusion

Chief & Presenting Author : Vijaya Saharaja Rai, V28127 , Co-Author(s) : Anujeet Paul

[FP1095] - Imaging Insights Into The Etiology Of Macular Coloboma

Chief & Presenting Author : Puja Maitra, P19231 , Co-Author(s): Manan Mistry, Varuna Abinethri Latha Mohanaramakrishnan, Aditya Maitray

[FP1197] - Blinded By The Bottle: Unveiling Purtscher's-Like Retinopathy In Acute Alcoholic Pancreatitis

Chief Author : Vinay Dastikop, Presenting Author : Shikhara K V, S28169, Co-Author(s) : Ishan Goyal , Sandeep Patil

[FP1207] - Variable Presentation Of Anaemic Retinopathy: A Case Series

Chief & Presenting Author : Harsh Vardhan Singh, S20121, Co-Author(s) : Iva Rani Kalita

[FP1243] - Correlating Visual Acuity And Macular Thickness In The Treatment Of Dme With Anti-Vegf Therapy

Chief & Presenting Author : Celeste Hazarika, C28859, Co-Author(s) : Deepanjan Ghosh

[FP1265] - Choroidal Fibrosis In Central Serous Chorioretinopathy: Novel Insights To Choroidal Remodeling

Chief & Presenting Author : Niroj Kumar Sahoo, S19344, Co-Author(s) : Jay Kumar Chhablani, Saarang Hansraj

[FP1471] - Ranibizumab (Ivr) Versus Subthreshold Micropulse Laser (Smpl) With Ivr In Dme: Real World Study

Chief & Presenting Author : Debolina Deb, D21510 , Co-Author(s) : Aditya Maitray, Anand Rajendran

[FP1534] - Phenotypic Variations In Stargardt Disease And Its Correlation With Genotype From Indian Cohort

Chief & Presenting Author : Poornachandra B., P14831, Co-Author(s) : Deepika C P, Santosh Gopi Krishna Gadde, Anand Vinekar

[FP1687] - Unveiling Diabetic Retinopathy In Newly Diagnosed Type 2 Diabetes Mellitus

Chief & Presenting Author : Gopal Archana, A29596, Co-Author(s) : P. Nallamuthu

[FP1690] - To Study The Prevalence And Clinical Profile Of Optic Neuropathy In Type 2 Diabetes Mellitus

Chief & Presenting Author : Anvita Kachhap, A29123, Co-Author(s) : Anamika Chowdhury, Neda Rahman , Sunil Kumar

[FP1764] - A Rare Case Of Combined Branched Retinal Artery And Vein Occlusion

Chief Author : Gladys Rodrigues, Presenting Author : Sanjana Bhatia,

[FP2219] - Unusual Case Of Paracentral Acute Middle Maculopathy Progressing Rapidly To CRAO:an Ischemic Cascade

Chief & Presenting Author : Pooja C Bhavi, P29594, Co-Author(s) : Geetha G., Vivek Chaitanya

[FP2446] - Branch Retinal Artery Occlusion As A Manifestation Of Severe Iron Deficiency Anemia: A Case Report

Chief & Presenting Author : Raunaq Poonia, P22789 , Co-Author(s) : Mukesh Porwal

[FP2517] - Picturesque Journey Through Development Of Diabetic Retinopathy

Chief & Presenting Author : Ayushi Toshniwal, A28303

External Eye & Ocular Surface Disease

Judges : Charuta PURANIK, Snehal MAHADIK, Gayatri AHUJA, Prafulla Kumar MAHARANA, Sharon DSOUZA, Shakeen SINGH

[FP543] - Correlation Of Contrast Sensitivity With Higher Order Aberrations In Computer Vision Syndrome

Chief & Presenting Author : Varnika Aditi Singh, V28112 , Co-Author(s) : Suresh Kumar, Tanu Singh, Parul Ichhpujani

[FP742] - Potential Of Cellulase And Cellulose Biosynthesis Inhibitors As Novel Treatment For Pythium Keratitis

Chief & Presenting Author : Bharat Gurnani, G19198 , Co-Author(s) : Radhika Natarajan, Kirandeep Kaur

[FP791] - Wolf In Sheep's Clothing: Corneal Squamous Neoplasia Masquerading As Viral Epithelial Keratitis

Chief & Presenting Author : Saloni Sinha, S22189 , Co-Author(s) : Rohit Dureja

[FP893] - Epidemiology Of Glaucoma In Patients With Vernal Keratoconjunctivitis

Chief & Presenting Author : Smruti Rekha Priyadarshini, P11401 , Co-Author(s) : Dr.Amanjyot Sandhu, Srikant Sahu, Sujata Das

[FP961] - To Study Ocular Manifestation In Pemphigus Vulgaris Patients Attending Tertiary Eye Care Centre

Chief & Presenting Author : Priya Suman, P27303 , Co-Author(s) : Vatsala Kunwar, Komal Soni, Rahul Prasad

[FP983] - A Paradigm Shift In The Etiological Factor And Treatment Strategy In Ophthalmia Neonatorum

Chief & Presenting Author : Dhrubojyoti Sarker, S18247

[FP1112] - Successful Globe Salvage In Periorbital Necrotizing Fasciitis – A Case Report Chief & Presenting Author : Raj Shekhar Paul, P20239

[FP1488] - Ruthenium-106 Plaque Brachytherapy For Ocular Surface Tumors With Corneo- Scleral Invasion

Chief & Presenting Author : Rolika Bansal, R21494 , Co-Author(s) : Santosh G. Honavar, Sumeet Lahane, Raksha Rao

[FP1605] - Impact Of Screen Time On Paediatric Dry Eye Disease In Indian Children

Chief & Presenting Author : Mekhla Naik, N18166, Co-Author(s) : Jay Sheth, Vidula Shirke, Supriya Sharma

[FP1619] - Outcome Of Suture Tarsorrhaphy In Non-Healing Corneal Epithelial Defects Chief & Presenting Author :

Samrat Chatterjee, C07146 , Co-Author(s) : Deepshikha Agrawal, Mihir Mishra, Praher Shrivastav

[FP1664] - Ocular Surface Tumefactions - Masquerades Of Ocular Surface Squamous Neoplasia (Ossn)

Chief & Presenting Author : Sneha Shah, S22107, Co-Author(s) : Ravali Yenepalli, Mangala P

[FP1853] - A Prospective Study On A Novel Pterygo Scleral Bcl- Zero Recurrence, complications Pterygium Surgery

Chief & Presenting Author : Arvind Kumar Morya, M17612, Co-Author(s) : Rakesh Shakya, Ramesh C.Shah, Jagdeep M. Kakadia

[FP1960] - An Interesting Case Of Posterior Scleritis

Chief & Presenting Author : Kiruthiga D.A., Co-Author(s) : Thasneem Suraiya

[FP2014] - Correlation Between Ptosis Improvement And Postoperative Blepharoptosis Sx In Pediatrics Patients

Chief & Presenting Author : Pinki Patel, P27301 , Co-Author(s) : Kuldeep Chaudhary, Rashmi Tirkey, Mousmi Anand

[FP2031] - Correlation Of Serum Vitamin-D Level And Tear Film Parameters In Dry Eye Syndrome

Chief & Presenting Author : Sujata Lakhtakia, L10398 , Co-Author(s) : Shashi Agarwal, Eva Rani Tirkey, Anjali Singh

[FP2169] - Role Of Subconjunctival Bevacizumab Injection In Pterygium Surgery With Conjunctival Autograft

Chief & Presenting Author : Shashi Agarwal, A07000 , Co-Author(s) : Sujata Lakhtakia, Aashi Jain, Aditi kaintura

[FP2187] - Refractory Ocular Surface Squamous Neoplasia-Against All Odds

Chief & Presenting Author : Farnaz Yazeer, F26303 , Co-Author(s) : Ruju Unadkat, Ashwitha ALva, Santosh G Honavar

[FP2271] - An Innovative Focus In Meibography: Harnessing Smartphone Ir Capabilities Chief & Presenting Author :

Pranesh Ravi, R20456

[FP2483] - Dyslipidemia, Obesity And Hyperglycemia In Patients With Meibomian Gland Dysfunction

Chief & Presenting Author : Taruni Kumari, K23779 , Co-Author(s) : Antabha Bandyopadhyay, Suchitra Kumari

[FP2624] - Conjunctival Plasma Cell Granuloma With Scleral Perforation – A Surgical Perspective

Chief & Presenting Author : Monalisa Deori, M21430 , Co-Author(s) : Prajna N.V., Tejaswi Prasad P V

Glaucoma

Judges : Prasad NAGENDRA, Bhagat Purvi RAJ, Nitika BERI, Annu JOON, Meenakshi Yadav DHAR

[FP228] - Evaluating Angle Parameters Among Patients On Long-Term Psychotropic Drug Therapy

Chief & Presenting Author : Geeta Behera, B18884 , Co-Author(s) : K. Subashini, Karthikeyan Mahalingam, Kaviyapriya N

[FP556] - Outcomes Of Repeat Glaucoma Filtering Surgery After Penetrating Keratoplasty In Congenital Glaucoma

Chief & Presenting Author : Aparna Rao, R13547

[FP560] - Cognizant Second Opinions Amongst Glaucoma Patients In India

Chief & Presenting Author : Sood Devindra, S07101 , Co-Author(s) : Jyotsna Jareda, Divya Rajsrinivas

[FP643] - Evaluating Google Bard And Chatgpt-4 Generated Responses For Laser Treatment Of Glaucoma

Chief & Presenting Author : Uday Pratap Singh Parmar, Co-Author(s) : Surbhi Kapoor, Shibal Fatima, Parul Ichhpujani

[FP832] - Study Of Onh, Rnfl And Macular Parameters On Ss-Oct For Detection Of Pre- Perimetric Glaucoma

Chief & Presenting Author : Nidhi Tomar, N24627 , Co-Author(s) : Anupam Singh

[FP885] - Unraveling Il-6: Molecular Mechanisms And Impact On Success Of Trabeculectomy

Chief & Presenting Author : Suneeta Dubey, D08632 , Co-Author(s) : Anil Tiwari, Julie Pegu, Nisha Sinha

[FP957] - Longitudinal Changes In Optic Nerve Structure And Function After Filtration Surgery In Juvenile Oag

Chief & Presenting Author : Sabari J, S24656 , Co-Author(s) : Madhavi Ramanatha Pillai, Sabyasachi Chakrabarty

[FP1089] - Evaluating The Effect Of Netarsudil Vs Dorzolamide In Preperimetric And Early Glaucoma- A Rct

Chief & Presenting Author : Vanaja Jain, V25893 , Co-Author(s) : Tanuj Dada , Dewang Angmo

[FP1109] - Corneal Hysteresis And The Risk Of Visual Field Progression In Glaucoma. Chief Author : Zia Sultan Pradhan, Presenting Author : Aditi Rao, A27288, Co-Author(s) : Harsha Rao, Sathi Devi A.V., Zia Sultan Pradhan

[FP1178] - Aspartate Beta- Hydroxylase(Asph) Related Ectopia Lentis / Traboulsi Syndrome Chief & Presenting Author : Indu Pavani Velamala, I22876 , Co-Author(s): Sirisha Senthil

[FP1346] - Clinical Study Of Kahook Dual Blade (Kdb) Goniotomy In Primary Open Angle Glaucoma (Poag) Chief & Presenting Author : Vidya Chelerkar, V06247 , Co-Author(s) : Dr Rujuta Sapkal, Dr Kalyani VKS

[FP1428] - Outcomes Of Ab-Interno Bleb Revision Using A Novel Spatula Chief & Presenting Author : Swati Upadhyaya, U10130 , Co-Author(s) : Varsha Behera, Rengaraj Venkatesh

[FP1556] - Subconjunctival Injection Of Mmc For Mitigating Hypertensive Phase In Agv Implantation Chief & Presenting Author : Devendra Maheshwari, M12691, Co-Author(s) : Rama Krishnan R., Madhavi Ramanatha Pillai, Nimrita Gyanchand Nagdev

[FP1880] - Outcomes Of Phaco-Gonioscopy Assisted Transluminal Trabeculotomy Vs Phaco-Microhook Trabeculotomy Chief & Presenting Author : Drishti, D25227

[FP1900] - Migs In Angle Closure: Intermediate Term Results Chief Author : Siddharth Dikshit, Presenting Author : Sushma Tulava, S20226, Co- Author(s) : Sirisha Senthil

[FP2149] - Early Surgical Outcomes Of Phaco-Bent Needle Goniectomy In Mild-Moderate Open Angle Glaucoma Chief & Presenting Author : Rinkal Goyal, R26414 , Co-Author(s) : Vaidehi Raut, Neelam Pawar, Mohideen Abdul Kadar Pmt

[FP2202] - Haemodynamic Parameters Of Ophthalmic Artery In Primary Open Angle Glaucoma Chief Author : Aashi Jain, Presenting Author : HUNNY SHAMNANI, , Co-Author(s) : Eva Rani Tirkey, Sujata Lakhtakia, Shashi Agarwal

[FP2292] - Prospective Outcomes Of Selective Laser Trabeculoplasty (SlT) In India – An Interim Analysis Chief & Presenting Author : Ganesh V. Raman, R09018 , Co-Author(s) : Rohan Daniel A.J., Mrunali Dhavalikar, Prem Anand Chandran

[FP2420] - Speed Of Reading (Sor) As A Functional Visual Biomarker In Normal Tension Glaucoma (Ntg) Subjects Chief Author : Zia Chaudhuri, Presenting Author : Kaveri Birla, K28797, Co-Author(s) : Prabhask Shekhar Mishra, Suvasini Sharma, Om Prakash

[FP2464] - Experiencing Glaucomatous Visual Field Loss With A Multimodality Technology Approach Chief & Presenting Author : John Davis Akkara, A19733 , Co-Author(s) : Dhanya C.A., Anju Kuriakose

Lacrimal

Judges : Ben LIMBU, Vishnukant GHONSIKAR, Debashish DUTTA, Sahila GRAWAL, Poonam Bansal JAIN

[FP872] - Outcome Of Probing In Nasolacrimal Duct Obstruction In Children More Than 2 Years Chief & Presenting Author : Lalhmimgmawii C, L29084 , Co-Author(s) : Deepak Marianus Lakra

[FP1392] - Aaa- A Rare Case Of Alacrimia Chief & Presenting Author : Manaswini Patro, M27365, Co-Author(s) : Suchismita Mishra

[FP1633] - An Uncommon Complication Of A Common Procedure- Learnings Of A Young Lacrimal Surgeon Chief & Presenting Author : Shreya Keshari, S26253 , Co-Author(s) : Obaidur Rehman

[FP1662] - Conventional Endoscope Versus Hand-Held Device For Nasal Endoscopy Chief & Presenting Author: Obaidur Rehman, R25681 , Co-Author(s) : Elika Gupta, Shirali Gokharu

[FP1908] - A Comparative Study Of Dcr Surgery With And Without Application Of Intra- Operative Mitomycin C Chief & Presenting Author : Rashmi Tirkey, R29088 , Co-Author(s) : Anamika Chowdhury, Lalhmimgmawii C, Pinki Patel

Neuro Ophthalmology

Judges : Manjushree BHATE, Sunil KUMAR, Dipankar DAS, G. V. N. Rama KUMAR

[FP42] - Age-Wise Characteristics Of Acute Binocular Diplopia Presenting To An Eye Hospital In India. Chief & Presenting Author : Anupam Sahu, S11832 , Co-Author(s) : Mihir Mishra, Deepshikha Agrawal, Mohd. Masjoor

[FP60] - The Ophthalmic Side Of Charlevoix-Saguenay Syndrome. Chief & Presenting Author : Nikki Mehta, N29069 , Co-Author(s) : Mehta Anuj, Anurag Narula, Nishi Satish

[FP455] - To Report A Case Of Post Fever Retinitis In A Gravid Female. Chief Author : Kavitha L. Tumbadi, Presenting Author : priyangna shukla, P29559

[FP525] - En Plaque Meningioma - A Creeping Tumor Posing Diagnostic And Therapeutic Challenge Chief Author : Shrutakirty Parida, Presenting Author : Shreya Bhadani, S29309, Co-Author(s) : Siddhartha Kar, Srinidhi N., Pravallika Pamulapati

[FP757] - Droopy Eyes And The Tro-Opy Eyes- Association Of Thyroid Disorders In Ocular Myasthenia Gravis Chief & Presenting Author : Nishwath Balakrishnan, B28529, Co-Author(s) : Smrithi Sony Thampi , Mahesh Kumar

[FP782] - Decoding Optic Neuritis: The Role Of Neutrophil-Lymphocyte Ratio

Chief & Presenting Author : Sourav Dey, D27977 , Co-Author(s) : Soumyadip Mondal, Sanjay Kumar Daulat Thakur

[FP936] - Straatsma Syndrome In A Case Of Temporal Hemianopia

Chief & Presenting Author : Shubhangi Mahesh, S28199, Co-Author(s) : Kashyap Thakker

[FP1003] - Linezolid And Optic Neuropathy: Case Reports And Clinical Review

Chief & Presenting Author : Sneha Lingamaneni, S28079, Co-Author(s) : Subash Talluru, Rekha Mudhol

[FP1147] - Effect Of Headache Laterality On Retinal And Optic Nerve Head Parameters In Migraine Patients

Chief & Presenting Author : Sakshi Ahuja, S27000 , Co-Author(s) : Tanya Yadav, Pradeep Kumar Panigrahi, Patnaik Lolly

[FP1772] - A Rare Case Of Bilateral Tolosa Hunt Syndrome

Chief & Presenting Author : Mayur Aitwar, A27238 , Co-Author(s) : Ajay Kumar Shukla, Alind Murkhe

[FP1795] - Scotoma Saga : When The Pituitary Plays Tricks

Chief & Presenting Author : Anahita Shroff, A27394 , Co-Author(s) : Nirmala Devy Krishnan Kutty Nair, Madhumita Gopal

[FP1931] - Subacute Sdh Presenting As Advanced Field Loss

Chief Author : *Das Matuli*, Presenting Author : Aanchal Singhal, A29308, Co-Author(s) : Shreya Bhadani, Manisha Choudhary, Das Matuli

[FP2039] - Recurrent Optic Neuritis In A Paediatric Patient: A Case Report

Chief Author : *Sindhu Khanna*, Presenting Author : Adarsh Jyothi, Co-Author(s) : Najeeha Shukri, Kaushik DS, Anitha

[FP2065] - Meningioma Presenting As Tolosa Hunt Syndrome

Chief & Presenting Author : Pranjali Sahu, P29608 , Co-Author(s) : Yamini Rawate

[FP2150] - Two Barks Of A Tree: Nmo(Neuromyelitis Optica) Versus Mog(Myelin Oligodendrocyte) Optic Neuritis(On)

Chief & Presenting Author : Sheetal Achyut Munde, S27426, Co-Author(s) : Pratibha Panmand

[FP2159] - A Case Of Right Eye Pupil Sparing Oculomotor Nerve Palsy Chief & Presenting Author : Geettanjali S, Co-Author(s) : Thasneem Suraiya

[FP2193] - A Rare Case Of Partial Third Nerve Palsy Secondary To Nasopharyngeal Carcinoma

Chief Author : *Das Matuli*, Presenting Author : Srinidhi N., S29307, Co-Author(s) : Manisha Choudhary, Shreya Bhadani, Shrutakirty Parida

[FP2431] - Neurological Shadows: Vision Deterioration And Ptos In Meningioma-Induced Third Nerve Palsy

Chief & Presenting Author : Kailash Krishnan, K24771, Co-Author(s) : Krishna Prasad R., Priyanka Rane

[FP2541] - Eyes: Half-Open Or Half Closed?

Chief & Presenting Author : Lubna Nayaz, L29352 , Co-Author(s) : Ashwini Kv

[FP2551] - A Case Of Cerebellar Stroke/wallenberg Syndrome Post-covid-19 Infection Chief & Presenting

Author : Himani Manral, H20499 , Co-Author(s) : Harsha Pagad

Ocular Pathology / Ocular Oncology and Tumors

Judges : Hare Ram OJHA, Subramanya KOTA, Rachna MEEL, Mihir MISHRA, Tarjani DAVE, Seema KASHYAP

[FP147] - Orbito-Temporal Plexiform Neurofibroma- A Multidisciplinary Approach Chief & Presenting Author : Zeba Khanam, Z22254 , Co-Author(s) : Sony Sinha

[FP157] - Insights Into Rarity: Conjunctival Juvenile Haemangi endothelioma – Clinical Perspectives

Chief & Presenting Author : Tejaswi Prasad P V, V27002 , Co-Author(s) : Prajna N.V.

[FP371] - A Rare Ocular Puzzle: Rosai-Dorfman Disease In A Young Diabetic Patient Chief & Presenting Author :

Vandana Arora, V29457 , Co-Author(s) : K. A. Gabani

[FP788] - Eye Spy : Uncovering The Secrets Of Eyelid Tumors

Chief & Presenting Author : Raj Hirani, H29281 , Co-Author(s) : Gupta Roshmi, Anjali Kiran, Shruthi Mk

[FP838] - A Rare Case Of Orbital Involvement In Myeloid Sarcoma In Two Children From North India

Chief & Presenting Author : Meenakshi Wadhvani, W10817

[FP930] - Concurrent Optic Disc Hemangioma And Rathke's Cleft Cyst: A Multimodal Imaging Approach

Chief & Presenting Author : Abhishek Das, D19697 , Co-Author(s) : Parag K. Shah, Devu Krishna T

[FP1002] - An Overgrown Glioma - Importance And Management

Chief & Presenting Author : Moukthika Kondapalli, M26747, Co-Author(s) : Modini Pandharpurkar

[FP1277] - Clinical Relevance Of Glutathione Peroxidase 4 As A Biomarker In Retinoblastoma Patients

Chief & Presenting Author : Bilal Ahmed, Co-Author(s) : Bhavna Chawla, Mithalesh Kumar Singh, Lata Singh

[FP1368] - Can Orbital Retinoblastoma Present Without Proptosis?

Chief & Presenting Author : Chhavi Gupta, C22112 , Co-Author(s) : Sima Das, Tithi Kundu

[FP1465] - Comparison Of Topical Mmc And 5- Fu As Primary Treatment For Ossn: A Randomized Controlled Trial.

Chief & Presenting Author : Khyati Roop, K27752 , Co-Author(s) : Namita Kumari, Sima Das

[FP1515] - Uveal Melanoma, 'the Silent Disseminator'- A Case Report

Chief & Presenting Author : Anureet Gill, A22213 , Co-Author(s) : Aakanksha Shukla, Pranjal Jain, M Azhar Mohd. Yusuf Sheikh

[FP1521] - Episcleral Ru-106 Plaque Brachytherapy For Refractory And Advanced Intraocular Retinoblastoma.

Chief & Presenting Author : Namita Kumari, N16514

[FP1711] - Is Conjunctival Map Biopsy(Cmb) Necessary In Sebaceous Gland Carcinoma(Sgca)?

Chief & Presenting Author : Ashwitha ALva, A26787, Co-Author(s) : Ruju Unadkat, Kaustubh Mulay

[FP1826] - Pathological-Radiological Correlation Of Optic Nerve Involvement In Retinoblastoma

Chief & Presenting Author : Ruju Unadkat, R26855 , Co-Author(s) : Ashwitha ALva

[FP1980] - Bilateral Orbital Cellulitis Heralding The Diagnosis Of Multiple Myeloma Chief & Presenting Author

: Shivna Pandya, S29638 , Co-Author(s) : Sonali S. Shah

[FP2056] - Encephalocraniocutaneous Lipomatosis: A Rare Tumor Mimicking Limbal Dermoid

Chief & Presenting Author : Swati Tyagi, S21969 , Co-Author(s) : Subhash Dadeya

[FP2176] - Orbital Polymyositis - Rare Benign Entity Mimicking Orbital Lymphoma!

Chief & Presenting Author : Shalin Shah, S23274 , Co-Author(s) : Jethwa Girish, Nutan Shah

[FP2465] - "hidden In Plain Sight : The Serendipitous Revelation Of An Optic Chiasmatic Glioma"

Chief & Presenting Author : M Sushmita Bande, M29663, Co-Author(s) : Bv Shwetha

[FP2468] - Master Masquerader

Chief & Presenting Author : juhi sahu, J29614, Co-Author(s) : Yeshwanth Kumar H S, Eliza Anthony, Prabu Baskaran

[FP2558] - Clinical, Radiological And Histopathological Characteristics Of Orbital Schwannomas - A 5 Year Study
Chief & Presenting Author : Ajeeth Samuel C, C27642
Optics / Refraction / Contact Lens

[FP1328] - Correlation Of Axial Length & Retinal Nerve Fibre Layer Thickness In Different Refractive Status

Chief & Presenting Author : Debotosh Ghosh, G27892 , Co-Author(s) : Tania Chakraborty

[FP1415] - Impact Of Progressive Addition Lenses On Reducing Myopia Progression In Children Aged 3 To 10 Years

Chief & Presenting Author : Sakshi Dharniwal, S27913 , Co-Author(s) : Pranay gupta

[FP1767] - Comparative Analysis Of Lenticular Profiles In Corneal Refractive Procedures Chief & Presenting Author : Pooja Khamar, K17849

[FP1851] - A Cut In Time Saves Sight-The Retrieval Of A Large Sofa Gun Stapler Pin From Orbit

Chief & Presenting Author : Sruthi R S, S26237 , Co-Author(s) : Naik Milind

[FP1932] - Comparative Analysis Of Visual Outcomes And Ocular Aberrations In Lenticular Extraction Procedures

Chief & Presenting Author : Sanjri Malhotra, S21483 , Co-Author(s) : Abhijit Sinha Roy

[FP2566] - Avoiding Glare & Halos During Night Driving! A Disastrous Road Safety Blunder With A Rising Concern.

Chief & Presenting Author : Aditya Anand, A22453 , Co-Author(s) : Annamalai O., Kulharsh Jaiswal

[FP2649] - Unusual Ocular Presentation Witnessed In Commonly Encountered Viral Illness – A Case Series

Chief & Presenting Author : Anushree C M , A25111 , Co-Author(s) : Sumit Goyal, Ankita Singh

Orbit & Oculoplasty

Judges : Mukesh SHARMA, Nitin Vasant VICHARE, Pankaj GUPTA, Haimanti CHOUDHURY

[FP161] - Varied Presentation Of Orbital Cysticercosis In Children

Chief & Presenting Author : Shachi Srivastava, S17284 , Co-Author(s) : Sandeep Kumar

[FP165] - Short Term Outcome Analysis Of Tramb In Covid -19 Associated Rocm In A Tertiary Care Centre

Chief & Presenting Author : Shailja Mishra, S21602 , Co-Author(s) : Apjit Kaur, Sarab Chhabra, Nibha Mishra

[FP245] - Post-Traumatic Orbital Pseudomeningocele In A Child Chief & Presenting Author : Kavita, K25398 , Co-Author(s) : Manu Saini

[FP519] - To Report A Rare Case Of Juvenile Orbital Xanthogranuloma (Jxg) In An Adolescent Girl

Chief & Presenting Author : Patwa Palak, P29537 , Co-Author(s) : Sandeep Pal, Narendra Patidar, Ashik R

[FP676] - Minimally Invasive Procedure To Treat Xanthelasma

Chief & Presenting Author : Uttara Pandit, U29556 , Co-Author(s) : Pallavi M. P, Shruthi Tara Vasudev

[FP946] - Factors Affecting Anophthalmic Socket Reconstruction Outcomes Using Amniotic Membrane Graft.
Chief & Presenting Author : Apurva Bagla, A28294 , Co-Author(s) : Arti Singh

[FP1020] - Rhino-Orbital Mucormycosis In A Child With Beta Thalassemia Major-A Rare Case Report

Chief Author : *Stephen Sudhakar*, Presenting Author: Supreetha Kumaresan , S27794, Co-Author(s) : Sannareddy. pavan Krishna reddy , Stephen Sudhakar

[FP1075] - Morbihan Syndrome – A Dermatological Cross-Over In Oculoplastics Chief & Presenting Author : Subhav Pershad, S20932 , Co-Author(s) : Ashwitha ALva, Kaustubh Mulay, Santosh G. Honavar

[FP1159] - Role Of Incisional Biopsy In The Diagnosis Of Lacrimal Gland Pathologies - A 10 Year Analysis

Chief & Presenting Author : Shebin Salim, S24767 , Co-Author(s) : Marian Pauly

[FP1172] - Thyroid Eye Disease Masking Trigeminal Schwannoma : A Case Report Chief & Presenting Author : Vedant Sharma, S28527 , Co-Author(s) : Usha R.

[FP1644] - Clinically Confounding Unilateral Dysthyroid Optic Neuropathy

Chief & Presenting Author : Rohan Arora, A27640 , Co-Author(s) : Madhumita Gopal, Anupama Joy, Jayashree Bakthavatchalm

[FP1660] - Ultrasound Guided Intralesional Bleomycin For Orbital Lymphangioma -A Case Report

Chief & Presenting Author : Hiranmoyee Das, D16233

[FP1771] - Cosmetic Outcome Of External Dcr:a Comparative Study Of Tear Trough & Conventional Straight Incision

Chief & Presenting Author : Jyoti Gontia, J23792 , Co-Author(s) : Jayagayathri Rajagopalan, Dayakar Yadalla

[FP1855] - A Single Stage Surgical Approach For Orbital& Soft Tissue Involvement In Plexiform Neurofibromatosis

Chief & Presenting Author : Prerna Sinha, P20560 , Co-Author(s) : Tarjani Dave

[FP1899] - Childhood Proptosis From A Rare Developmental Anomaly

Chief & Presenting Author : Angku Hage, A25489 , Co-Author(s) : Neelam Pushkar, Sahil Agrawal, Rachna Meel

[FP1961] - Clinicopathological Analysis Of Eyelid Tumors At Tertiary Eye Care Centre - A Retrospective Study

Chief & Presenting Author : Gyan Bhaskar, B07871 , Co-Author(s) : Nancy Panday, Sumedha Parashar, Neha Kumari

[FP2047] - A Rare Combination Of Recurrent Limbal Squamous Cell Carcinoma With Cutaneous Basal Cell Carcinoma

Chief & Presenting Author : Sakshi Bagdiya, S28431 , Co-Author(s) : Bhandari Akshay Jawahirlal, (Mrs.) Surekha Vidyadhar Bangal

[FP2178] - A Case Series Of Unusual Ocular Presentation Of Rhinosporidiosis Chief & Presenting Author : Sindhu Kumari, S25983

[FP2264] - Eyelid Abnormality In Poland Moebius Syndrome- A Rare Condition

Chief & Presenting Author : Deepsekhar Das, D18922 , Co-Author(s) : Sahil Agrawal, Suman Kumari Meena, Livia Khan

[FP2463] - A Rare Presentation Of Inclusion Cyst. Chief & Presenting Author : Fatema Lokhandwala, MMC 2021066180, Co-Author(s) : Prithesh Shetty, Nikita Andhale, Tanushree Singh

Pediatric Ophthalmology

Co-Convenor : Shweta CHAURASIA

Judges : Smita KAPOOR, Vinita GUPTA, REBIKA, Rasheena BANSAL

[FP143] - Accuracy Of Artificial Intelligence Versus Clinicians In Real-Life Case Scenarios Of Rop

Chief & Presenting Author : Akash Belenje, B23092 , Co-Author(s) : Padmaja Kumari Rani

[FP248] - Axenfeld Rieger Syndrome - Case Report

Chief & Presenting Author : Chanana Priyanka, C24061 , Co-Author(s) : Vineet Kumar Harihar Yadav, Himali Agarwal, Prolima Thacker

[FP315] - To Compare Horizontal Deviation Obtained From Photographs With Prism Bar Measurements In The Clinic.

Chief & Presenting Author : Aparna Bose, A25228 , Co-Author(s) : Anam Masood, S.Aisha Raza, Amitava Abadan Khan

[FP390] - Prevalence Of Retinopathy Of Prematurity Among Infants Screened At A Tertiary Care Hospital

Chief & Presenting Author : Trisha Ghosh, T24883 , Co-Author(s) : Smaranjit Biswas, Radhakrishna Mandal, Sanjay Kumar Daulat Thakur

[FP814] - Identifying The Tolerability Of Bedtime Myatro™xl (0.05% Atropine) Eye Drops In Indian Children.

Chief & Presenting Author : Sneha Jain, S28787 , Co-Author(s) : vivek rathod, Heena Khan, Mihir Trilok Kothari

[FP1042] - The Puzzling Case Of Sudden Ocular Paralysis- Unraveling An Uncommon Chief & Presenting Author : Kavya Annamalai, K29433 , Co-Author(s) : Vidhya Dharani D.M, Abinaya Valliappan

[FP1332] - Genetic Variants In Patients With Bilateral Congenital Cataracts In A Large Cohort From North India

Chief & Presenting Author : Savleen Kaur, K13191 , Co-Author(s) : Priyanka Srivastava, anupriya kaur, Jaspreet Sukhija

[FP1423] - Comparison Of The Output Of Three Ai Platforms For Pediatric Cataracts From A Parent's Perspective

Chief & Presenting Author : Divya Jain, J12415 , Co-Author(s) : Vivek Verma, Anjan Kumar Dhua

[FP1577] - "best" And Furious: A Case Of Rapidly Progressing Bestrophinopathy With Cnvm & Fce In A 15 Year Old.

Chief & Presenting Author : Shalini Kumar, S22700 , Co-Author(s) : Sai Thaejesvi Gopalakrishnan, Anugraha Balamurugan, Bharathi Bavaharan

[FP1692] - Intravitreal Bevacizumab(lvb) And Green Laser(GI) For Aggressive Retinopathy Of Pre-Maturity(Arop)

Chief & Presenting Author : Nilutpal Borah, B07914

[FP1745] - Outcome Of Combined Medical and Surgical Management In Pediatric Orbital Abscess: To Drain Or Not

Chief & Presenting Author : Gupta Roshmi, G08406

[FP1958] - A Case Report Of Axenfeld Rieger Syndrome
Chief & Presenting Author : vidhya bhoopathy, Co-Author(s): Thasneem Suraiya

[FP2052] - Harlequin Ichthyosis: An Ophthalmic Perspective
Chief & Presenting Author : Maansi Shah, M27219 , Co-Author(s) : Bhandari Akshay Jawahirlal, (Mrs.) Surekha Vidyadhar Bangal

[FP2057] - Pediatric Cataract Surgery With Iol: Refractive Shifts And Visual Development Chief & Presenting Author: Ritik Jain, J28450 , Co-Author(s) : Rajat Mohan Srivastava, Siddharth Agrawal

[FP2204] - Visual Axis Opacification After Pediatric Cataract Surgery- A Retrospective Analysis
Chief & Presenting Author : Lavanya G S, L20955 , Co-Author(s) : Anjali Khadia

[FP2307] - Efficacy Of Topical Vs Injectable Dilators In Children Undergoing Cataract Surgery
Chief & Presenting Author : Jaspreet Sukhija, J09047, Co-Author(s) : Kajree Gupta, kiran kumari, Savleen Kaur

[FP2336] - Bardet- Biedl Syndrome: A Rare Case From Ophthalmology Point Of View. Chief Author : Arvind Tenagi, Presenting Author : Ritika Wani, R28370, Co-Author(s) : Smitha K S, Shivanand Bubanale

[FP2417] - Unilateral Acquired Brown's Syndrome Of Inflammatory Origin – Presentation And Management
Chief & Presenting Author : Bhargavi Pidugu, B29636, Co-Author(s) : Manjushree Bhate

[FP2430] - Masquerade Syndrome - Look And Think Beyond The Eye!
Chief & Presenting Author : Prachi Agashe, A14607, Co-Author(s) : Shwetha Venkateswaran, Marushka Aguiar, Doshi Ashish

[FP2559] - Unilateral Proptosis In A Child- Inflammatory Or Malignant?
Chief & Presenting Author : Marushka Aguiar, M20365, Co-Author(s) : Shwetha Venkateswaran, Prachi Agashe, Doshi Ashish

Refractive Surgery

Judges : Mishra GAURAV, Vijay Kumar SHARMA, Parmeshwar KAHALEKAR, (Brig) Gaurav KAPOOR, Kareeshma WADIA

[FP267] - Assessment Of Clinical Outcomes Of Lasek In Mild To Moderate Myopia Chief & Presenting Author : Sumit Varshney, V19295 , Co-Author(s) : Laxman Singh Jhala

[FP523] - Clinical Outcomes Of Refractive Surgery With Collagen Crosslinking For Borderline Corneas
Chief Author : Supriya Sriganesh, Presenting Author : Ankita Kulkarni, A24774, Co- Author(s) : Pereira Savio, Nishika Jain

[FP601] - Unforeseen Challenge: Bilateral, Symmetrical, Spontaneous Displacement Of Implantable Collamer Lens
Chief & Presenting Author : Sonal Gupta, S25295 , Co-Author(s) : Alka Pandey, Hema Mehra, Sanjay Chaudhary

[FP1292] - Endothelial Cell Changes After Transepithelial Photorefractive Keratectomy (Transprk)
Chief & Presenting Author : Shihail Jinna, J25172 , Co-Author(s) : Swapna Nair

[FP1910] - Urrets-Zavalía Syndrome And Anterior Subcapsular Cataract After Implantable Collamer Lens Surgery
Chief & Presenting Author : Priyadarshana Bardoloi, B22384, Co-Author(s) : Manasi Tripathi, Manpreet Kaur

[FP2500] - Impact Of Oral Administration Of Lactoferrin In Post Refractive Surgery Dry Eye Chief & Presenting Author : Chetan, Co-Author(s) : Anu Malik

[FP2528] - Lets There Be Light :a Clinical Trial Of Phakic Iol In Adult High Myopic Amblyopia
Chief & Presenting Author : John Sarkar, S15573

Squint

Judges : Vishnukant GHONSIKAR, Subramanya KOTA, Kavita PORWAL, Fathima A., Meenakshi WADHWANI

[FP202] - Clinical Profile Of Non Strabismic Binocular Vision Anomalies In Patients With Asthenopia
Chief & Presenting Author : Manpreet Kour, M25357 , Co-Author(s) : Malvika Sharma, Nancy Sharma

[FP663] - A Study On Agreement Between Measurements Of Angle Of Deviation By Synoptophore And Pbct.
Chief & Presenting Author : Pritisha Goswami, P27997 , Co-Author(s) : Mayank Gupta, Benjamin Nongrum, Tanie Natung

[FP867] - A Case Of Congenital Superior Oblique Palsy Misdiagnosed As Torticollis But Managed Successfully.
Chief & Presenting Author : Mayank Gupta, G29566, Co-Author(s) : Pritisha Goswami, Ester Sekhose, Tanie Natung

[FP1783] - Consecutive Exotropia- Risk Factors And Outcomes!
Chief & Presenting Author : Sampada Kulkarni Irekar, S23658 , Co-Author(s) : Ramesh Kekunnaya

[FP1904] - To Determine The Clinical Profile Of Newly Diagnosed Strabismus Chief & Presenting Author : Chitransha Jaluthariya, C28001 , Co-Author(s) : Shweta Chaurasia , Jaspreet Sukhija, Savleen Kaur

[FP1906] - Title: Impact Of Strabismus On The Quality Of Life Of Children
Chief & Presenting Author : Nymisha Kakulla, N25831 , Co-Author(s) : Rebika, ROHIT SAXENA, Swati Phuljhele

[FP2026] - Blink And You Miss!
Chief & Presenting Author : Stuti Somani Agarwal, A18513, Co-Author(s) : Anuradha Sen, Sujata Guha

[FP2053] - A Case Of Stubborn Cross-Eyes - Strabismus Fixus Convergens

Chief & Presenting Author : Subhajit Bhattacharya, B18094,
Co-Author(s) : Ketaki Shashank Subhedar

[FP2076] - Double Depressor Palsy With Exotropia: A Novel Surgical Approach

Chief & Presenting Author : Amit Kumar, A18914 , Co-Author(s) : Bhawesh Saha, Aditya Rajan

[FP2099] - Anomalous Wound Healing Following Strabismus Surgery

Chief & Presenting Author : Anuradha Sen, A19378 , Co-Author(s) : Stuti Somani Agarwal, Sujata Guha

[FP2215] - Central Visual Fields In Esotropia (Et) And Exotropia (Xt)

Chief Author : Zia Chaudhuri, Presenting Author : Vaibhav Shingolkar, S29543, Co- Author(s) : dr sidrah imran, Harshvardhan Chilkoti, Om Prakash

[FP2224] - Duane's Retraction Syndrome :a Case Report

Chief & Presenting Author : Shubhangi Surwade, S29615, Co-Author(s) : Yamini Rawate

[FP2349] - "no Strings Attached: Non-Syndromic Duane's Syndrome With Rare Ocular Features"

Chief & Presenting Author : Dr.Apoorva Kelagar, Co-Author(s) : Meghana Kotesh

[FP2587] - Evolving Trends For Diplopia Management Treatment Modalities For Sixth Nerve Palsy

Chief Author : Anwasha Manna, Presenting Author : Sakshi Shukla, S29507, Co-Author(s) : Sakshi Shukla

[FP454] - Traumatic Globe Subluxation: Management And Outcomes

Chief & Presenting Author : Md. Shahid Alam, A17947 , Co-Author(s) : Bipasha Mukherjee, Kirthi Koka, Ruhi Jange

[FP530] - Eye Injuries Following A Lightning Strike

Chief Author : Sanjoy Chowdhury, Presenting Author : Nilanjan Chowdhury, C23596, Co- Author(s) : Sagarika Chowdhury, Sanjoy Chowdhury

[FP588] - Comparison Of Clinical Features&visual Outcome Of Endophthalmitis- Traumatic&nontraumatic Aetiologies

Chief & Presenting Author : Deepak Tiwari, T23676 , Co-Author(s) : Dolly Dhanuka, Arvind Kumar, Jemini Shrivogind Pandya

[FP709] - Traumatic Luxation Of Globe – Rare Yet Not So Rare

Chief & Presenting Author : Kavitha Ramakrishnan, K08218

[FP715] - Study Of Health Seeking Behavior Of Patients with Ocular Trauma At Tertiary Eye Care Center

Chief & Presenting Author : Dilipkumar Batra, B15691, Co-Author(s) : Rutuja Vakil, Avadhi Ganasava, Jemini Shrivogind Pandya

[FP967] - Managing Paediatric Traumatic Endophthalmitis: A Case Study Of Challenges And Outcomes

Chief & Presenting Author : Arvind Kumar, K21704 , Co-Author(s) : Deepak Tiwari, Ronak Parekh, Darshan Shah

[FP1754] - Demographics And Visual Prognosis In Paediatric Ocular Trauma: A Comprehensive Study

Chief Author : Sanjana S M, Presenting Author : Navya K C, N28684, Co-Author(s) : Vinutha Shree R, Ashwathi A, Nusratjahan Dakhani

[FP2410] - Traumatic Glaucoma- When To Intervene And How?

Chief & Presenting Author : Aseera Momin, A22855 , Co-Author(s) : Meena Gopinath Menon

FP1401 - Outcomes of Management of Vitreo-Retinal Incarceration in Open Globe Injury

Chief & Presenting author : Devesh KUMAWAT (K18457), Pradeep VENKATESH, Saurabh VERMA, Ritweez SAHU

FP3000 - Ocular Manifestations Post Electrocution: Presumed Electric Shock-Induced Retinitis - a Case Report
Presenting author : Ameena Shirin M (A30010) , Chief author: GAYATHRI

Trauma

Judges : Pradeep KUMAR, Divya KESARWANI, Richa GUPTA, Swati AGARWAL

[FP149] - Blinded By The Beam.

Chief & Presenting Author : Jasmeet Chandi, J25890 , Co-Author(s) : Rupak Kanti Biswas

[FP199] - Pattern Of Ocular Trauma In Patients Presenting In Tertiary Care Centre In North India

Chief & Presenting Author : Malvika Sharma, M28369 , Co-Author(s) : Manpreet kour, Nancy Sharma

[FP233] - Oct Findings In Response To High Dose Steroid Therapy- A Case Of Unilateral Purtscher's Retinopathy

Chief & Presenting Author : Reshma Sonowal, R22666

[FP424] - Complete Optic Nerve Avulsion Following Blunt Trauma
Chief & Presenting Author : Sameer Chaudhary, C27089

[FP440] - Impact Of Reporting Time On Visual Outcome In Patients With Ocular Trauma At Tertiaryeye Care Center

Chief & Presenting Author : Raj Vador, V26006 , Co-Author(s) : Nikita Balani, Arvind Kumar, Ashit Shah

Uvea

Judges : Ankur SINGH, Srinivasan G. RAO, Namita DAVE, Neha Chawla GULIANI, Ahuja Vijay KUMAR, Alka TRIPATHI

[FP11] - Sub-Foveal Choroidal Thickness Changes In Idiopathic Retinal Vasculitis

Chief & Presenting Author : Ashok Kumar, K13270 , Co-Author(s) : Vipin Rana, Vikas Ambiya, Vijay Kumar Sharma

[FP79] - "the Silent Intruder: Decoding Endogenous Endophthalmitis In Paediatric Age Group.

Chief & Presenting Author : Moazzam Parvez, P24293, Co-Author(s) : Bhaskar Ghosh, Rupak Kanti Biswas, Krishnendu Nandi

[FP253] - Demographic Profile And Clinical Characteristics Of Acute Anterior Uveitis Following Prk.

Chief & Presenting Author : Shivani, Co-Author(s) : Ashish Markan

[FP307] - Recurrent Bilateral Panuveitis In A Child Having Pk3cd Disorder

Chief & Presenting Author : Vipin Rana, R19241, Co-Author(s) : Sandeepan Bandopadhyay, Vijay Kumar Sharma, Ashok Kumar

[FP351] - Role Of Oral Methyl Prednisolone In Vkh Not Responding To Oral Prednisolone Chief & Presenting Author : Akshi Sharma, A24565, Co-Author(s) : Megha Gulati, Dhruv Goyal

[FP381] - An Unusual Case Of Fungal Scleritis – Treated With Cryotherapy

Chief & Presenting Author : Dhruv Goyal, G24276, Co-Author(s) : Akshi Sharma, Harshitha K M, Bhavik Panchal

[FP400] - Vanishing Choroidal Granuloma

Chief & Presenting Author : Soumyadip Mondal, M27867, Co-Author(s) : Radhakrishna Mandal

[FP899] - Intravitreal Clindamycin With Dexamethasone As First Line Therapy For Ocular Toxoplasmosis

Chief & Presenting Author : Anirban Chakrabarti, C17776, Co-Author(s) : Avik Dey Sarkar

[FP1009] - Ultrawide-Field Angiography-Based Prediction Of Proliferative Retinopathy In Retinal Vasculitis

Chief & Presenting Author : Devesh Kumawat, K18457, Co-Author(s) : Pradeep Venkatesh, Rohan Chawla, Shorya Vardhan Azad

[FP1132] - Post-Fever Retinitis Associated With Lyme Disease In A South Indian Patient Chief & Presenting Author : Bansari Sorathiya, B28468, Co-Author(s) : Anand Rajendran, Ritesh Chainani, Eliza Anthony

[FP1296] - Novel Treatment Of Intraocular Tuberculosis With Anti-Vegf And Moxifloxacin. Chief & Presenting Author : Jai Dixit, D29622, Co-Author(s) : Jyotirmay Biswas, Rajiv Raman

[FP1326] - Acute Posterior Multifocal Placoid Pigment Epitheliopathy (Apmpe) In South Indian Patients.

Chief & Presenting Author : Ritesh Chainani, C18277, Co-Author(s) : Eliza Anthony

[FP1460] - Incidence Of Choroidal Neovascular Membrane(Cnm) In Vogt Koyanagi Harada(Vkh) Disease-10 Year Study

Chief & Presenting Author : Sindhuja Srinivasan, S22769

[FP1480] - Diagnostic & Therapeutic Dilemma In Challenging Case Of Autoimmune Disease With Infectious Pathology

Chief & Presenting Author : Shubhangi Goel, S28727, Co-

Author(s) : Priya Srinivasan, Padmamalini Mahendradas

[FP1563] - A Case Of Bilateral Uveitis In Paediatric Age Group.

Chief & Presenting Author : Rishi Sethi, S18827, Co-Author(s) : Akanksha Mahajan

[FP1616] - Uveitis Associated with Parry Romberg Syndrome: A Rare Case Presentation Chief & Presenting Author : Ayantika Das, A24581, Co-Author(s) : Soumava Mandal

[FP2020] - Topiramate Induced Angleclosure With Anterior Uveitis In Patient With Migraine:a Master Masquerade.

Chief & Presenting Author : Ruchi Agarwal, R24694, Co-Author(s) : Siddharth Agrawal, Rajat Mohan Srivastava

[FP2348] - Tb Or Not Tb, The Clinical Conundrum Of Ocular Tuberculosis

Chief & Presenting Author : Aswathi Sasidharan, A29402, Co-Author(s) : Vinitha John, S. Bala Murugan

[FP2452] - Sleep Disturbance Associated With Acute Uveitis And Uveitic Cme:a Novel Study In Tertiary Eye Centre

Chief & Presenting Author : Nandita Manjunath, N28353, Co-Author(s) : Ojus K Bhanot, S. Bala Murugan

[FP2576] - Multimodal Imaging: A Boon Or Bane!?

Chief & Presenting Author : Divyansh Rughwani, R27777, Co-Author(s) : Avinash Pathengay, Soumyava Basu, Anup Kelgaonkar

Vitreous Retinal Diseases

Judges : Siddharam JANTI, Paritosh Arvind KAMDAR, Debasis BAIRAGI, Priyanka Gupta (AGARWAL), Alkesh CHAUDHARY, Bhuvan CHANANA

[FP132] - Comparison Of Ffa, Oct And Octa Features Of Macular Changes In Eales Disease: A Case Series

Chief & Presenting Author : Ketaki Rajurkar, R16876, Co-Author(s) : Anju Rastogi, Priyadarshi Gupta, Dr Meenakshi Thakar

[FP277] - The Glowport – Illuminated Vitrectomy Trocar Cannulas

Chief & Presenting Author : Shishir Verghese, V15308, Co-Author(s) : Prithvi Chandrakanth

[FP402] - Comparative Study Of Clinical Features And Visual Outcome Of Endophthalmitis Of Varied Etiologies

Chief & Presenting Author : Riddhi Shah, R27323, Co-Author(s) : Abhik Sahay, Raj Vador, Dilipkumar Batra

[FP404] - Exploring The Efficacy Of Delayed Yag Laser Hyaloidotomy In Valsalva Retinopathy

Chief & Presenting Author : Santosh Mahapatra, M10205, Co-Author(s) : Rohit Chavan, Swati Samikshya, Anjalika Parhi

[FP458] - Assessment Of Ganglion Cell Structure & Function In Patients On Long-Term Hydroxychloroquine (Hcq)

Chief & Presenting Author : SHREYAS T S, S17031, Co-Author(s) : Jawahar V Satya Babu, K. Subashini, Amit Kumar Deb

[FP474] - Brolucizumab In Chronic Central Serous Chorioretinopathy Without Choroidal Neovascular Membrane

Chief & Presenting Author : Srishti Ramamurthy, S20944,
Co-Author(s) : Ritesh Narula, Saarang Hansraj, R. Narayanan

[FP1340] - Retinitis Lesion In A Retinopathy Of Pre-Maturity Baby

Chief & Presenting Author : Alapati Aparna,
aparnaalapati96@gmailcom , Co-Author(s) : Akash Belenje

[FP1454] - Inception: Unlocking The Future Of Frugal Retina Care

Chief & Presenting Author : Prithvi Chandrakanth, C22539,
Co-Author(s) : Hirika Gosalia, Maheshwari S, Shishir Verghese

[FP1526] - Nd:yag Laser Capsulotomy In Post Vitrectomy Dispersed Vitreous Hemorrhage In Pseudophakics With Pdr

Chief & Presenting Author : Anant Bhosale, B18943 , Co-Author(s) : Nidhi Bhosale, Rodney John Morris, Saravanan VR

[FP1621] - Effect Of Encircling Band On Choroidal Thickness - Ocular Perfusion Pressure In Retinal Detachment

Chief & Presenting Author : Gaganjeet Singh Gujral, G15737

[FP1689] - Role Of Oct For Predicting Post Operative Visual Outcome After Scleral Buckle Surgery In Rrd

Chief & Presenting Author : Jeena V J, J27499, Co-Author(s) : Hemalatha B.C., Shashidhar S., Shilpa Yeliyur Devegowda

[FP1700] - Identification Of Novel Homozygous Missense Variant Mutation In Lipemia Retinalis In An Infant

Chief & Presenting Author : Shilpi Arya, S24841 , Co-Author(s) : Sandeep Saxena

[FP1776] - Multicolour Imaging In Evaluation And Monitoring Of Hereditary Retinal Dystrophies

Chief & Presenting Author : Aaditi Anilkumar, A21030 , Co-Author(s) : Priya Srinivasan, Poornachandra B.

[FP1787] - Retinal Vascular Occlusion: Platelet Activation Parameters & Neutrophil- Lymphocyte Ratio Association

Chief & Presenting Author : Poulami Karmakar, P28651 , Co-Author(s) : Moushumi Majumder

[FP1814] - The Choroideremia Conundrum- Varied Phenotypic Characteristics Of Choroideremia In An Indian Cohort

Chief & Presenting Author : Karishma Tendulkar, K27138, Co-Author(s) : Anand Vinekar, Arkasubhra Ghosh, Poornachandra B.

[FP2073] - Optimizing Outcomes In Peripapillary Choroidal Hemangioma: A Combined Treatment Strategy

Chief & Presenting Author : Aanvi Alakshya , A27355, Co-Author(s) : Nibha Mishra, Priyanshi Priya

[FP2086] - Topical And Oral Carbonic Anhydrase Inhibitors In Acute Cscr: A Prospective Case-Control Study

Chief & Presenting Author : Pallavi Goel, P22902 , Co-Author(s) : Shalini Singh, Manisha Agarwal, Isha Agarwal

[FP2100] - Long-Term Outcome Of Intravitreal Expansile Gas And Bevacizumab For Cnv Induced Subfoveal Hemorrhage

Chief & Presenting Author : Avik Dey Sarkar, S22146 , Co-Author(s) : Tanya Balakrishnan, K. Naresh Babu, Subhdeep Thakur

[FP2210] - Bilateral Rhegmatogenous Retinal Detachment In A Young Male With Syphilitic Panuveitis

Chief & Presenting Author : Kanika Godani, K27276 , Co-Author(s) : Nagesha Chokkahalli Krishnappa

[FP2489] - Prognostic Value Of Sd Oct Biomarkers And Systemic Comorbidities In Diabetic Macular Trd

Chief & Presenting Author : Anupama Kiran Kumar, A20056, Co-Author(s) : Priyanka Gandhi, Santosh Gopi Krishna Gadde

E-Posters

Cataract

[FP20] - Sia Following Clear Corneal Phacoemulsification In Patients With Different Corneal Diameters

Chief & Presenting Author : Rohit SREENATH, S19327, Co-Author(s) : Sri GANESH

[FP21] - Immediate Sequential Bilateral Cataract Surgery (Isbcs)

Chief & Presenting Author : Rohit SREENATH, S19327, Co-Author(s) : Sri GANESH

[FP27] - Refractive Accuracy And Visual Outcomes In Long And Short Eyes Using Alcon Argos® Biometer

Chief & Presenting Author : Tanvi HALDIPURKAR, H14494, Co-Author(s) : Suhas HALDIPURKAR

[FP65] - Outcomes Of Retropupillary Iris Claw Lens In Eyes With Low Corneal Endothelial Cell Density

Chief & Presenting Author : Mithun THULASIDAS, T20871, Co-Author(s) : Pratheek MUPPIRISHETTI, Pooja PATIL

[FP137] - Head Nodding, Hypermature Morgagnian Cataract With Cdk: Triple Trouble

Chief & Presenting Author : Monika DAHIYA, M23741, Co-Author(s) : Deepshikha YADAV, Sumit SACHDEVA, Manisha RATHI

[FP168] - Phacomorphic Glaucoma In A Patient With Large Facial Hemangiomas: Challenges Faced And Management

Chief & Presenting Author : Vandana SHARMA, S16216, Co-Author(s) : pratibha SAHU, Arjun P, Anuradha RAJ

[FP182] - Destination Emmetropia

Chief & Presenting Author : Vinod Kumar ARORA, A03232, Co-Author(s) : Devanshu ARORA

[FP211] - Prediction Accuracy Of Toric Iol Selection From A Swept Source Optical Coherence Tomography Device

Chief & Presenting Author : Lajja SHASTRI, S07657, Co-Author(s) : Asav PATEL, Vaishali Abhaykumar VASAVADA, Shail VASAVADA

[FP217] - Lens Of Mystery: microspherophakia And Aphakia In Marfans World

Chief & Presenting Author : Nancy SHARMA, N28367, Co-Author(s) : Malvika SHARMA, Manpreet KOUR

[FP317] - To Compare The Accuracy Of Ladas Super Formula With Barrett Universal-Ii For Iol Power Calculation

Chief & Presenting Author : Aparna BOSE, A25228, Co-Author(s) : gaurav SACHDEVA, Manas NATH, Koushik TRIPATHY

[FP365] - Safety & efficacy Of Phacoemulsification & Iol Implantation Through Small Pupil Using Iris Retractors

Chief & Presenting Author : Anu KUMARI, Co-Author(s) : Rutuja GAWANDE, Nikhilesh Anil WAIRAGADE

[FP442] - Comparison Of Clinical Outcomes Of Trifocal Iol Vs Extended Depth Of Focus Iol At A Tertiary Setup

Chief & Presenting Author : Ravi Chandra K, K19872, Co-Author(s) : JAMES

[FP521] - Strip Capsulorhexis -A New Technique Of Rhexis In White Intumescent Cataract

Chief & Presenting Author : Anshul GARG, A25799, Co-Author(s) : Sanjay CHAUDHARY

[FP534] - From Cataract To Clarity: Chronicles Of Angle Alpha & Kappa With Premium Lenses In Cataract Surgery

Chief & Presenting Author : Shalini KUMAR, S22700, Co-Author(s) : Shruthy Vaishali RAMESH, R. RAMESH, R. Meena KUMARI

[FP587] - Pearls In The Pupillary Area- Cataract Or Iol

Chief & Presenting Author : Aastha SINGH, S15503, Co-Author(s) : Punita Kumari SODHI

[FP594] - Clinical Profile And Visual Outcome Of Cataracts With Comorbidities In Western Central India

Chief & Presenting Author : Abhik SAHAY, S24053, Co-Author(s) : Riddhi SHAH, Darshan SHAH, Jemini Shrigovind PANDYA

[FP639] - Evaluation Of Crystalline Lens Morphology In Cataract Patients In The Indian Population Using Ss-Oct

Chief & Presenting Author : Apurva BANSOD, A27113, Co-Author(s) : P. Rohitha NAYAK, Naren SHETTY

[FP713] - To Correlate Between Pentacam Nuclear Density Grading And Locs Iii Grading In Senile Cataract

Chief & Presenting Author : Manendra SINGH, S28304, Co-Author(s) : Jagriti RANA, Kshama DWIVEDI, Satya Prakash SINGH

[FP724] - A Study On Change In Intraocular Pressure After Msics Between Preoperative And Post- Operative Period

Chief Author : Shivanand BUBANALE, Presenting Author: Tanu BHANOT, T26964, Co-Author(s) : Sharvani PAI, Bhagyajyothi B. K., Arvind TENAGI

[FP753] - Dual Prechopping For Grade 4 Cataracts After Flacs-Game Changer!

Chief & Presenting Author : Cyres Keiki MEHTA, M07434, Co-Author(s) : Keiki R. MEHTA

[FP801] - Comparative Outcomes Of Manual Small Incision Vs. Phacoemulsification By Ophthalmology Trainees

Chief & Presenting Author : Bhagyashri GADE, B22805, Co-Author(s) : Nikhilesh Anil WAIRAGADE

[FP809] - Restoring Vision: Successful Surgical Outcomes For Bilateral Anterior Polar Cataracts

Chief & Presenting Author : Kriti BHATT, K24779, Co-Author(s) : Madhu SHEKHAR

[FP1052] - Rotational Stability And Visual Outcomes Of Toric Iol Implantation In Patients With Astigmatism

Chief & Presenting Author : Vijay SHETTY, S09506, Co-Author(s) : Maninder Singh SETIA, Deshpande Prajakta NITIN, Deshpande Nitin SUHAS

[FP1067] - Re-Surgery Rates And Contributing Factors Post-Manual Small-Incision Cataract Surgery

Chief & Presenting Author : Prerana A SHETTY, P22588 , Co-Author(s) : Jashandeep SINGH, Ninan P. JACOB, Sowjanya VUYURU

[FP1206] - From Training To Trust: Understanding The Learning Curve Of Msics Performed By Postgraduate Students

Chief Author : Sandeep PATIL, Presenting Author : Shikhara K V, S28169, Co-Author(s) : Ishan GOYAL, Vinay DASTIKOP

[FP1229] - Retinal Perfusion During Cataract Surgery With Varying Intraocular Pressure In Comorbid Eyes

Chief & Presenting Author : Samarsh SRIVASTAVA, S13187, Co-Author(s) : Vasavada Abhaykumar RAGHUKANT, Vaishali Abhaykumar VASAVADA, Shyamal DWIVEDI

[FP1235] - Incidence Of Refractive Surprise After Phaco In Patients Of Cataract With Primary Pterygium

Chief & Presenting Author : Pragati JAIN, P22141

[FP1242] - A Rare Cause Of Post Operative Endophthalmitis

Chief & Presenting Author : Gladys RODRIGUES, R16962 , Co-Author(s) : Sanjana BHATIA

[FP1246] - Comparison Of Effective Phaco Time In Low Energy Femto Assisted And Phaco Cataract Surgery

Chief & Presenting Author : Vaishal P. KENIA, K06970 , Co-Author(s) : Vaishal P. KENIA

[FP1258] - Herpes Zoster Ophthalmicus With Hyphema- A Rare Case

Chief & Presenting Author : Mishika BHASIN, M29096 , Co-Author(s) : Shivangi Trehan JAWA

[FP1354] - Phenylephrine Catastrophe

Chief & Presenting Author : Shruti AHLAWAT, S28933, Co-Author(s) : Chand Singh DHULL, HARENDER, Inder M. RUSTAGI

[FP1457] - Revolutionizing Near Vision: The Power Of Piggyback Lenses To Elevate Monofocal Iol Performance

Chief & Presenting Author : Sukriti GUPTA, S22779

[FP1470] - Advanced Iol Solutions: Femtis Mplus In Patients With Compromised Posterior Capsule Integrity

Chief Author : Sri GANESH, Presenting Author : Akanksha SHARMA, A23760, Co-Author(s) : Riya CHOPRA, Supriya SRIGANESH

[FP1575] - 'mid-Ease-Zolam!' -An Adjunct To Peribulbar Block!

Chief Author : Rajesh NAYAK, Presenting Author : Anooja SASIKUMAR, A26444, Co-Author(s) : Keerthan RAO, Teena Mariet MENDONCA, Ajay R. KAMATH

[FP1584] - Retro Fixated Iris Claw Lenses As An Alternative To Anterior Chamber Intraocular Lens

Chief & Presenting Author : Nupur BHATNAGAR, N29110 , Co-Author(s) : Sumbul FATIMA, Aditi SINHA, Shivangi Trehan JAWA

[FP1603] - 'phakic Till You Make It!'- Iris Claw Intraocular Lens Implantation In Primary Or Secondary Aphakia

Chief Author : Rajesh NAYAK, Presenting Author : VINDHYA, Co-Author(s) : Gurudutt Mulky KAMATH, Ajay R. KAMATH, Keerthan RAO

[FP1635] - Urrets-Zavalía Syndrome Post Uncomplicated Cataract Surgery - A Case Report

Chief & Presenting Author : Smita GHOSH, S25476

[FP1656] - Beating The Curve : Cataract Surgery For A Patient With Kyphosis Using A 2-Way Adjustable Fowler Bed

Chief & Presenting Author : Rohan ARORA, A27640 , Co-Author(s) : Deepa R, Haripriya ARAVIND

[FP1691] - Role Of Hyaluronidase As An Adjuvant In Local Anesthesia For Cataract Surgery

Chief & Presenting Author : Ananya HOTA, A26811 , Co-Author(s) : Prasanta Kumar NANDA

[FP1768] - High Power Toric Intraocular Lens For Correcting Corneal Astigmatism In Post-Trauma Corneal Scar

Chief & Presenting Author : Nidhi KALRA, K16780 , Co-Author(s) : Rolli KHURANA

[FP1837] - A Rare And Unusual Case Of Electric Cataract

Chief & Presenting Author : Sofia BHOL, S26755

[FP1905] - Comparison Of Refractive Efficacy In 3 Different Iol Calculation Methods

Chief & Presenting Author : Deshpande Nitin SUHAS, D11182

[FP1991] - Our Experience With Sifi Mini Well Ready Edof Iol

Chief & Presenting Author : Suresh K. PANDEY, P06502 , Co-Author(s) : Vidushi SHARMA

[FP2272] - Intraocular Lens Opacification

Chief & Presenting Author : Shweta VERMA, S25262 , Co-Author(s) : anu SEHRAWAT, Sneha BUDANIA, Harinder Singh SETHI

[FP2453] - Iris Claw Lens To The Rescue!!

Chief & Presenting Author : Arpita KHASNAVIS, A22591 , Co-Author(s) : Vineet JOSHI

[FP2471] - Safety And Efficacy Of A New Design Of Chopper And Dialler

Chief & Presenting Author : (Brig) Gaurav KAPOOR, K09014

[FP2525] - Late Complications Of Cataract Surgery Related To Iol Implantation

Chief & Presenting Author : Siddhartha GHOSH, G10373 , Co-Author(s) : Anuradha CHANDRA

[FP2582] - Comparison Of Flacs Versus Conventional Phacoemulsification In Eyes With Small Pupil

Chief & Presenting Author : Gazal PATNAIK, P18593 , Co-Author(s) : Anurag MISHRA

[FP2584] - The Outlook Is Cloudy-Intraocular Lens Discoloration After Cataract Surgery

Chief Author : Rajesh NAYAK, Presenting Author : VINDHYA, Co-Author(s) : Keerthan RAO, Ajay R. KAMATH, Gurudutt Mulky KAMATH

[FP2586] - Title: Evaluation Of Risk Factors Associated With Post-Operative Uveitis After Cataract Surgery

Chief & Presenting Author : Rachana NAKKANA, R29666 ,
Co-Author(s) : Sangeetha. T

[FP2603] - Endothelial Cell Loss After Mics In Eyes With Normal Versus Low Endothelial Count

Chief & Presenting Author : Meenakshi Yadav DHAR, D05035 , Co-Author(s) : Chitralkha DE, Amrita Kapoor CHATURVEDI, Rashmi MITTAL

[FP2614] - Celebrity Cataract Surgery: Botched Or Blessed? A Review Of Published Cases Of Vip Syndrome

Chief & Presenting Author : Suresh K. PANDEY, P06502 ,
Co-Author(s) : Vidushi SHARMA

Community / Social Ophthalmology

[FP45] - Knowledge And Awareness Of Eye Donation Among Foreign Medical Graduate Students In Satna

Chief & Presenting Author : Ashish PANDEY, P23247

[FP52] - Knowledge, Attitude And Practices Regarding Protective Eye Equipment In Occupational Ocular Trauma

Chief & Presenting Author : Jophy PHILIPS, J20753 , Co-Author(s) : Smitha JASPER

[FP116] - Cataract With Glaucoma Must Be Treated By Surgical Treatment Of Both To Improve Quality Of Life

Chief Author : Manisha RATHI, Presenting Author : Monika DAHIYA, M23741, Co-Author(s) : Sakshi GUPTA, Monika DAHIYA, Sumit SACHDEVA

[FP117] - Customizing Sics In Late Presentation Of Cataract Due To Lack Of Awareness

Chief & Presenting Author : Manisha RATHI, R05472 , Co-Author(s) : Sakshi GUPTA, Monika DAHIYA, Ruchi DABAS

[FP124] - Outcomes And Reasons For Late Presentation Associated With Phacolytic Glaucoma

Chief & Presenting Author : Mithun THULASIDAS, T20871 ,
Co-Author(s) : Pranoti PATIL, Devika VASUDEVAN

[FP152] - Systemic Treatment For Tick Bite Management In Ocular Regions-Study From South India

Chief & Presenting Author : Rakhi P DCRUZ, R20600

[FP183] - Sequelae Of Neglected Cataract: Intraoperative And Postoperative Challenges In Visual Rehabilitation

Chief Author : Sandeep PATIL, Presenting Author : Ishan GOYAL, G28086, Co-Author(s) : Shikhara KV, Vinay DASTIKOP

[FP192] - Effectiveness Of A Secondary Centre Of A Tertiary Hospital To The Local Community

Chief & Presenting Author : Atul KAMATH, M19469 , Co-Author(s) : Anupama BAPPAL, VIDYA HEGDE, Aditi PAI

[FP219] - Does Socioeconomic Status Affect Keratometry And The Need Of Toric Iol In Adult Cataract Surgeries?

Chief & Presenting Author : Sneha JAIN, S28787 , Co-Author(s) : Shelke Komal VISHWAMBHAR, Mihir Trilok KOTHARI, Vishram SANGIT

[FP372] - Cataract Care Services For Children In Rural And Backward Regions: Understanding The Barriers

Chief & Presenting Author : Jayashree BARUAH, B11558 ,
Co-Author(s) : Sanjib BURAGOHAIN

[FP397] - Impact Of A Novel Light Barrier On A Portable Auto Refractometer's Performance

Chief & Presenting Author : Maneck NICHOLSON, N12948,
Co-Author(s) : Divya RAO, Jyothi DAMANI, Shonraj Ballae Ganesh RAO

[FP410] - Conjunctival Flora In Diabetics And Non Diabetics With Implications On Treatment Of Ocular Diseases

Chief & Presenting Author : Markandeya SINGH, S26624 ,
Co-Author(s) : Tapan GOGOI

[FP415] - Evaluate The Knowledge And Practice Regarding Instillation Of Topical Ocular Medicines Among Parents

Chief & Presenting Author : Markandeya SINGH, S26624 ,
Co-Author(s) : Tapan GOGOI

[FP435] - The Effectiveness Of Financial Incentives On Appointment Adherence: Evidence From The Sharp Study

Chief & Presenting Author : Manavi Deokrishna SINDAL, S11035 , Co-Author(s) : Rengaraj VENKATESH

[FP438] - Watch Your Hands: Contact Dermatitis In Ophthalmologists: A Case Report

Chief & Presenting Author : Anshuman PATTNAIK, P23323,
Co-Author(s) : Prateek JAIN

[FP497] - Application Of Artificial Intelligence In Glaucoma Screening At Primary Health Care Center

Chief Author : Priyanka SAINI, Presenting Author : Sumit SACHDEVA, S07807, Co-Author(s) : Neha YADAV, Priyanka SAINI, kanupriya VIJ

[FP539] - Prevalence Of Narrow Angles In Patients Above 40 Years Of Age Presenting In Tertiary Care Centre

Chief & Presenting Author : Priyanka SAINI, P26520 , Co-Author(s) : Neha YADAV, Anshu KHATRI, kanupriya VIJ

[FP630] - A Study Of Ocular Disorders Among School Children

Chief & Presenting Author : (Col) Rajendra Prasad GUPTA, G03008 , Co-Author(s) : Geetanjali SINGH, Pradnya Vitthal GAWAI, Smita PAWAR

[FP636] - Assessment Of Residual Refractive Error Following Uncomplicated Phacoemulsification— Clinical Audit

Chief & Presenting Author : Divyalakshmi K.S., D12264 ,
Co-Author(s) : Sheetal SAVUR

[FP685] - Evaluation Of Percentage Of Patients With Diabetes Undergoing Screening For Diabetic Retinopathy

Chief & Presenting Author : Aastha AGARWAL, A25789 ,
Co-Author(s) : Yesha GUPTA, Gurvinder KAUR

[FP690] - Rhino-Orbito-Cerebral Mucormycosis-2 Years Experience In Tertiary Care Center

Chief & Presenting Author : Shital NANNAWARE, S26287

[FP721] - Knowledge, Attitudes And Practices: A Survey Of Glaucoma Patients Attending A Tertiary Eye Hospital

Chief & Presenting Author : Foram Jitendra DESAI, D18711,
Co-Author(s) : Foram Jitendra DESAI

[FP728] - Ignorance Isn't Always A Bliss!

Chief & Presenting Author : Vatsala KUNWAR, V29049 , Co-Author(s) : Nishtha MISHRA, Rahul PRASAD

[FP735] - Prevalence Of Nsbvd In Southern Maharashtra, Sangli

Chief & Presenting Author : Sourabh PATWARDHAN, P11250

[FP740] - A Cross-Sectional Survey On Retinopathy Of Prematurity (Rop) In The Southern District Of Maharashtra

Chief & Presenting Author : Sourabh PATWARDHAN, P11250

[FP944] - Adult Live Loa Loa In Anterior Chamber Of Eye In Odisha : A Rare Case

Chief & Presenting Author : Soumya Sucharita PANDA, S26862 , Co-Author(s) : Soumya Sucharita PANDA

[FP958] - Compare Efficacy Of Opposite Clear Corneal Vs Steep Meridian Incision During Phacoemulsification

Chief & Presenting Author : Saugata SAHA, S28147 , Co-Author(s) : Sweta BHOWAL, Merina MANDAL

[FP970] - Trends Of Corneal Tissue Discard Pre And Post Covid 19 In An Eye Bank In East India: 7-Year Analysis

Chief & Presenting Author : Sushmitha Samak S, S24567 , Co-Author(s) : SK BASAK

[FP1025] - Prevalence & Factors Associated With Myopia In School Going Children Of Age 6-12 Years In Burla

Chief & Presenting Author : Pooja PATTNAIK, P26295 , Co-Author(s) : Pallavi ROUTARAY, Ravindra Kumar CHOWDHURY, Jayashree DORA

[FP1026] - Knowledge And Awareness Of Glaucoma In General Population Attending Outreach Camps

Chief & Presenting Author : I KARTHIGA, I26256 , Co-Author(s) : Venipriya SIGAMANI

[FP1221] - Refractive Error Screening In Truck Drivers On A Busy National Highway

Chief & Presenting Author : Arun Kumar SINGH, S19870 , Co-Author(s) : Bharat MITTAL, Kumudini SHARMA

[FP1223] - Exploring Barriers To Surgical Acceptance In Pediatric Patients: Insights From Rural Communities

Chief & Presenting Author : Uma SHROFF, U24416 , Co-Author(s) : Uday Ranchhoddas GAJIWALA, Kavin SHROFF, Anshulee SOOD

[FP1236] - Digital Eye Strain Among Pre School Children: The Digital Age Epidemic

Chief & Presenting Author : Jayashree BARUAH, B11558 , Co-Author(s) : Sanjib BURAGOHAIN

[FP1757] - Angle Closure Attack Following Rabies Vaccine -A Case Report

Chief & Presenting Author : Shweta Ranjiv DEV, S24993 , Co-Author(s) : Rama Krishnan R.

[FP1869] - Eye Donation : Challenges And Impact On Community In India

Chief & Presenting Author : Vidush RATAN, R29745 , Co-Author(s) : Nishant YADAV, swati SAINI

[FP1881] - Awareness About Visual Problems Amongst Truck And Bus Drivers Of Nagpur City

Chief & Presenting Author : Yogesh JIBHAKATE, J14842 , Co-Author(s) : Gunjan RATHI, Pritam Madhukar BAWANKAR, Vishakha WADIBHASME

[FP1952] - Post Covid-19 Fungal Keratitis: A Double Debacle

Chief & Presenting Author : Pankaj CHOUDHARY, C08132 , Co-Author(s) : Tanisha MITTAL

[FP2172] - Advancing Superspeciality Eye Care To Grassroot Level:the Sight Initiative By Swarnjyoti Eyehospital

Chief & Presenting Author : Diva Kant MISRA, M15899 , Co-Author(s) : Peeyush MISHRA

[FP2184] - Case Report On Idiopathic Intracranial Hypertension

Chief & Presenting Author : Rajni YADAV, R29167 , Co-Author(s) : Sakshi GUPTA, Neha YADAV, Ruchi DABAS

[FP2490] - A Cross Sectional Study On The Use Of Chulhas On Ocular Health Of Women In Padmapur, odisha

Chief & Presenting Author : Debasmita JENA, D22672

Comprehensive Ophthalmology

[FP73] - Management Of Mooren's Ulcer With Intravenous Methylprednisolone And Topical Cyclosporin A

Chief & Presenting Author : Shikhar GAUR, G09916 , Co-Author(s) : (Maj) Vivek SHARMA

[FP207] - Evaluation Of District Residency Programmes (Drp) Among Post Graduate Residents In Ophthalmology

Chief Author : Atul KAMATH, Presenting Author : Aditi PAI, A21693 , Co-Author(s) : Rashmi S., VIDYA HEGDE, Atul KAMATH

[FP262] - Valsalva Retinopathy Following A Candy Game In A Young Male

Chief & Presenting Author : Avadhesh OLI, O13081

[FP346] - Effect Of Music On Stress-Related Parameters Among Young Ophthalmic Surgeons In The Operating Room

Chief & Presenting Author : Atul KAMATH, M19469 , Co-Author(s) : VIDYA HEGDE, Aditi PAI, Rashmi (Dosi) JAIN

[FP378] - Stop, Check & Drop - Contamination Of Ocular Medications

Chief & Presenting Author : Hari Bhadari ANAND, A26696 , Co-Author(s) : Naveen RADHAKRISHNAN, Josephine Christy S

[FP479] - Comparativ estudy of smart phone fund oscopycomparing Inbuiltflash System vs novel coaxial illumination Device

Chief & Presenting Author : Sumeet KHANDUJA, K11290 , Co-Author(s) : Neha KHANDUJA, Raju S., Rouli SUD

[FP585] - Ocular Manifestations Of Psoriasis

Chief & Presenting Author : Bithi CHOWDHURY, C06585 , Co-Author(s) : Pradeep KUMAR

[FP772] - A Rare Case Of Xeroderma Pigmentosum And Sam Associated With Corneal Clouding

Chief & Presenting Author : Priyanshi AWASTHI, P20924 ,
Co-Author(s) : Anjali SINGH, Rohit SHAHI, Kanchan SINGH

[FP803] - Tiktok Tics

Chief & Presenting Author : Hiranmoyee DAS, D16233

[FP827] - Conjunctival Bacterial Flora And Antibiotic Susceptibility In Patients Undergoing Cataract Surgery

Chief & Presenting Author : Shambhu SUMAN, S24587 , Co-Author(s) : NIDHI, Prakash KUMAR

[FP1126] - Intraoperative Oct For Predictable Capsulorrhexis In Intumescent Cataracts

Chief & Presenting Author : Avadhesh OLI, O13081

[FP1142] - Assessment Of Postoperative Visual And Surgical Outcomes Following Surgery For Absorbed Cataracts

Chief & Presenting Author : Pooja PATIL, P27253 , Co-Author(s) : Geetha G., Mithun THULASIDAS

[FP1163] - Corneal Topography Among Children With Systemic Allergic Diseases Or Allergic Conjunctivitis

Chief & Presenting Author : Smriti BAJPAI, S28499 , Co-Author(s) : Neeraj GUPTA, Shashi Nath JHA, Anita GANGER

[FP1199] - Comparative Study Of Steroids & Nsaids In Acute Epidemic Conunctivitis

Chief & Presenting Author : Malvika SHARMA, M28369 , Co-Author(s) : Manpreet KOUR

[FP1205] - Prevalence Of Dry Eye In Patients Of Allergic Conjunctivitis:a Hospital Based Cross-Sectional Study

Chief & Presenting Author : Manpreet KOUR, M25357

[FP1298] - Outcome Of Primary Orbital Implant Placement In Evisceration For Endophthalmitis/panophthalmitis

Chief & Presenting Author : Chhavi GUPTA, C22112 , Co-Author(s) : Sima DAS, Kshiti SARUPARIA

[FP1324] - Clinical And Microbiological Profile Of Epidemic Conjunctivitis At A Tertiary Institute In India

Chief Author : Aastha SINGH, Presenting Author : Kirti SINGH, K04958, Co-Author(s) : Aastha SINGH

[FP1390] - Bibliometric Analysis Of Animal Models In Ophthalmology

Chief & Presenting Author : Divya JAIN, J12415, Co-Author(s): Anjan Kumar DHUA

[FP1477] - Lens - A Window To Systemic Disease

Chief Author : Mallikarjun M. HERALGI, Presenting Author: Poorva DIGE, P28663, Co-Author(s) : ROOPASREE. B.V, Kavitha V.

[FP1554] - A Case Of Bilaterally Temporally Subluxated Lens With Pathological Myopia With Lattice Degeneration

Chief & Presenting Author : Medha Mahendra BHAGAT, M27989 , Co-Author(s) : Neha PATIL, Khushbu LILHARE

[FP1601] - Prevalence And Risk Factors Of Caterpillar Hair-Induced Ophthalmitis In Rural Population

Chief & Presenting Author : Uma SHROFF, U24416, Co-Author(s) : Uday Ranchhoddas GAJIWALA, Kavin SHROFF

[FP1624] - Severe Ocular Steven Johnson Syndrome Due To Lenalidomide Therapy

Chief & Presenting Author : Deepsekhar DAS, D18922, Co-Author(s) : Akash JHA, Sumit GROVER

[FP1628] - Profile Of Ocular Trauma In Multispecialty Industrial Tertiary Referral Hospital

Chief & Presenting Author : Poonam SINGH, S17974, Co-Author(s) : Abhishek PATNAIK, Rashi VERMA

[FP1639] - Behind The Cloud: A Case Study Of Ocular And Systemic Manifestations In Mucopolysaccharidosis

Chief & Presenting Author : Kriti BHATT, K24779

[FP1710] - Nd:yag Laser Therapy For Premacular Subhyaloid Hemorrhage Following Valsalva Maneuver

Chief & Presenting Author : Arpita SINGH, A29646, Co-Author(s) : Lakkshya Bhramaresh SHARMA, Sanchita GUPTA, J.L. GOYAL

[FP1820] - Fibrous Dysplasia Of Sphenoid Bone Triggered By Orbital Emphysema Presenting As Unilateral Proptosis

Chief & Presenting Author : Arpita SINGH, A29646, Co-Author(s) : Lakkshya Bhramaresh SHARMA, Sanchita GUPTA, J.L. GOYAL

[FP1909] - How To Minimize Litigations And Medical Malpractice Claims During Ophthalmic Practice?

Chief & Presenting Author : Suresh K. PANDEY, P06502 , Co-Author(s) : Vidushi SHARMA

[FP1962] - The Road To Perfectionism: How Resident Can Become Perfect Ophthalmic Surgeon?

Chief & Presenting Author : Suresh K. PANDEY, P06502 , Co-Author(s) : Vidushi SHARMA

[FP1970] - Managing Limbal Dermoids In Patients With Goldenhar Syndrome: A Case Series

Chief & Presenting Author : Anchal TRIPATHI, A21678 , Co-Author(s) : Shruti MUDDEBIHAL, Mohan SHALINI

[FP2188] - Glaucomacyclitic Crisis: Case Series And Review Of Literature

Chief & Presenting Author : RISHI SHARMA, S14528 , Co-Author(s) : Jaya KAUSHIK

[FP2260] - Clinicoepidemiological Profile Of Posterior Subcapsular Cataracts At Tertiary Care Centre

Chief & Presenting Author : RISHI SHARMA, S14528 , Co-Author(s) : Shailesh MOGRA, B. Veerabhadhra RAO

[FP2329] - Refractive Error In Sibling (Specsss) Project-Novel Telemedicine Approach

Chief & Presenting Author : Neelam PAWAR, P11376 , Co-Author(s) : Fathima A., Meenakshi RAVINDRAN

[FP2337] - Prevalence Of Asthenopia Amongst Computer Users And Its Associated Epidemiological Factors

Chief & Presenting Author : Swagata Nandini BAISHYA, S28309 , Co-Author(s) : Iku DUTT

[FP2422] - "beyond The Lungs: Nodular Scleritis, A Rare Extrapulmonary Onset Of Tuberculosis"

Chief & Presenting Author : Sakthi Gna SUNDARAM, N27027 , Co-Author(s) : B. JAYAPRAKASH

[FP2472] - Straatsma Syndrome

Chief & Presenting Author : NEHA SINGH, N29620 , Co-Author(s) : Gopal Krushna DAS

[FP2518] - Assessment Of Biometry And Keratometry In Low And High Degrees Of Myopic Patients Of Barak Valley

Chief & Presenting Author : Rajneel BHATTACHARJEE, B23857, Co-Author(s) : Namrata SHREE

[FP2561] - Unusual Manifestations Of Endophthalmitis: An Intriguing Set Of Cases

Chief & Presenting Author : Karthikeya R, K19483 , Co-Author(s) : Siddarth SAIN, Barsha SARMA, Vipul SINGH

[FP2585] - Comparison Of Flacs Versus Conventional Phacoemulsification In Eyes With Hard Cataract

Chief & Presenting Author : Gazal PATNAIK, P18593

[FP2629] - Glaucoma : A Complication Of Post Traumatic Hyphaema – A Case Report

Chief Author : Preeti BHARDWAJ, Presenting Author : Pooja SINGH, S17021

[FP2637] - A Rare Case Of Spontaneously Absorbed Lens With Posterior Capsular Opacification (Pco)-A Case Report

Chief Author : Preeti BHARDWAJ, Presenting Author : Pooja SINGH, S17021

Cornea

[FP17] - Photo-Therapeutic Keratectomy For Corneal Diseases And Visual Outcomes In North Indian Population

Chief & Presenting Author : Amrin Fatema Afzal Hussain NAYANI, A22520 , Co-Author(s) : anjum MAZHARI

[FP40] - Ripasudul Rescue In Failing Grafts

Chief & Presenting Author : Parul JAIN, J13121 , Co-Author(s) : Isha GUPTA, Avani HARIANI

[FP85] - Femtosecond Laser-Assisted Suture Less Deep Anterior Lamellar Keratoplasty

Chief & Presenting Author : Alok SATI, S09925 , Co-Author(s) : Jaya KAUSHIK, Sonali V. KUMAR, Sanjay Kumar MISHRA

[FP159] - Visual Outcome & Predicting Factors For Efficacy Of Standard Vs Accelerated Collagen Cross- Linking

Chief & Presenting Author : Tejaswi Prasad P V, V27002 , Co-Author(s) : Mano Ranjan DAS

[FP176] - Applying Ghee On The Eyes To Keep Them Awake

Chief & Presenting Author : Ritika GOEL, R29018 , Co-Author(s) : Siddharth KHANNA

[FP256] - Corneal Infection By Rare Bacterial Organisms

Chief & Presenting Author : Santosh KUMAR, K11796

[FP358] - Outcomes Of Collagen Cross Linking In Pediatric Keratoconus

Chief & Presenting Author : Reshika Annamalai SOMASUNDRAM, R25460 , Co-Author(s) : Vivek VELUMANI

[FP387] - Cystic Degeneration Of Pterygium Masquerading As Parasitic Cyst

Chief & Presenting Author : Niruban G, G19570

[FP389] - Bilateral Corneal Opacity As A Window To Hereditary Sensory And Autonomic Neuropathy

Chief & Presenting Author : Niruban G, G19570

[FP413] - Bacterial Corneal Ulcers At A Tertiary Care Centre:organisms Isolated And Their Sensitivity Patterns

Chief & Presenting Author : Markandeya SINGH, S26624 , Co-Author(s) : Tapan GOGOI

[FP449] - Outcomes Of Penetrating Keratoplasty In Patients With Perforated Corneal Ulcer-One Year Study

Chief & Presenting Author : Madhurika Vinod KALBANDE, M28968 , Co-Author(s): Pratul CHAUDHARY, Anil Kumar SINGH

[FP491] - Granular Corneal Dystrophy: A Rare Case Beautiful On Examination But Painful To Patient

Chief & Presenting Author : Rajshree PANDEY, R26058

[FP520] - Efficacy Of Umbilical Cord Patch Grafts In Managing Corneal Perforations: A Case Series

Chief & Presenting Author : Sonam YANGZES, Y16805 , Co-Author(s) : Amit GUPTA, JITENDER, Anchal THAKUR

[FP562] - Concurrent Keratoconus And Maculopathy- A Rare Case Report

Chief & Presenting Author : Jyoti DESWAL, D17716 , Co-Author(s) : Ashok RATHI, Rajendra Singh CHAUHAN, Lalita RANI

[FP563] - Corneal Patch Graft : A Promising Approach

Chief & Presenting Author : Jyoti DESWAL, D17716 , Co-Author(s) : Ashok RATHI, Rajendra Singh CHAUHAN, Nidhi SHARMA

[FP609] - Fighting A Lost Battle:management Of Case Of Recurrent Viral Keratitis With Penetrating Keratoplasty

Chief & Presenting Author : Sowmya PERI, S20218 , Co-Author(s) : Bhanu BODDI, Alekhya CHENNAMSETTY, NASRIN

[FP619] - Corneal Bee Sting Injury: A Clinical Conundrum

Chief & Presenting Author : Divya TARA, D29651 , Co-Author(s) : Kirti CHHABRA, Prerana A SHETTY, Sushank BHALERAO

[FP626] - Critical Time Factors And Outcomes In Pythium Keratitis Management: A Retrospective Analysis

Chief & Presenting Author : Neha SAPAR, N28351 , Co-Author(s) : Naveen RADHAKRISHNAN

[FP650] - A Rare Case Of Bluish Corneal Discolouration Following Oral Favipiravir Therapy

Chief & Presenting Author : Vishwa Nandha N R, V20978 , Co-Author(s) : Manorama S. BAHETI

[FP700] - Treatment Toxicity: Cabc And Nk In Mk
Chief & Presenting Author : Rinky AGARWAL, A19062 , Co-Author(s) : Subhash DADEYA, Pranita SAHAY

[FP701] - Intralesional Tricort For Pterygium
Chief & Presenting Author : Rinky AGARWAL, A19062 , Co-Author(s) : Subhash DADEYA, Pranita SAHAY, Antriksh WAHI

[FP765] - Role Of Artificial Intelligence, Machine Learning, And Deep Learning Models In Corneal Disorders
Chief & Presenting Author : Bharat GURNANI, G19198 , Co-Author(s) : Kirandeep KAUR

[FP769] - One Eye Starry Cornea :unilateral Multiple Conreal Foreign Bodies
Chief & Presenting Author : Atul Kumar SINGH, S11737 , Co-Author(s) : Robin MALIK, Vikas SHARMA

[FP830] - Resistance On The Rise: A Case Series Of Multi-Drug Resistant Pseudomonas Infections
Chief & Presenting Author : Iffat NASIR, I26523 , Co-Author(s): Manisha Chhabra ACHARYA

[FP866] - Outcomes Of Corneal Patch Graft
Chief & Presenting Author : Divya TARA, D29651 , Co-Author(s) : Uma THIGALE, Prerana A SHETTY, Sowjanya VUYYURU

[FP869] - Metropolitan Eye Disease Study: Corneal Diseases In Mumbai
Chief & Presenting Author : Prajakta DANDEKAR, D18153 , Co-Author(s) : Supriya SHARMA, Murthy Somasheila I.

[FP1016] - Risk Factors And Outcomes Of Paediatric Pterygium -A Rare Entity
Chief & Presenting Author : Sowjanya VUYYURU, S26333 , Co-Author(s) : Falguni ROY, , Ninan P. JACOB

[FP1091] - Role Of Corneal Tomography In Determining The Outcomes Of Dmek In Fedc
Chief & Presenting Author : S. Chandra DEVI, S22373 , Co-Author(s) : Mohamed Ibrahim ASIF

[FP1122] - Bilateral Ophthalmia Nodosum Mimicking Avellino Dystrophy In Alstrom Syndrome
Chief & Presenting Author : Sohini MANDAL, S21254 , Co-Author(s) : Srikant SAHU, Srikanta Kumar PADHY

[FP1162] - "pit To Plateau – Use Of Multilayered Amniotic Membrane Grafting"
Chief & Presenting Author : Akanksha KOUL, A19879

[FP1185] - Confocal Microscopy In Atypical Microbial Keratitis- Pearls, Pitfalls, And Challenges
Chief & Presenting Author : Sridevi NAIR, S20194 , Co-Author(s) : Ramkishor SAH, Manpreet KAUR, J. S. TITIYAL

[FP1189] - A Rare Case Of Reticular Epithelial Cornealedema Due To Ripasudil Post Phakic Iol In A Young Myopic
Chief & Presenting Author : Vijaylaxmi B, V22400 , Co-Author(s) : Malinidevi S DERED, Vineeth B. BHIMSHETTY

[FP1278] - Modified Supportive Simple Limbal Epithelial Transplantation In Double - Headed Pterygium
Chief & Presenting Author : Gunjan SINGH, G27161 , Co-Author(s) : Shalaka PISSURLENCAR, Sameer Ganesh DATAR

[FP1310] - Preservation Of Human Cornea
Chief & Presenting Author : Sumbul FATIMA, S29095 , Co-Author(s) : Nupur BHATNAGAR, Shivangi Trehan JAWA, Aditi SINHA

[FP1319] - As-Oct: Clinical Applications In Cornea, Sclera And Conjunctival Pathologies
Chief & Presenting Author : Gagan Deep KAUR, G28986 , Co-Author(s) : Akshita GHIYA

[FP1350] - Post-Traumatic Lamellar Corneal Laceration Repair Using Shaped Donor Smile Lenticule
Chief & Presenting Author : Prabhjot SINGH, S26439 , Co-Author(s) : Srishti KHULLAR

[FP1352] - Corneal Transplant – An Individualized Approach
Chief & Presenting Author : Gagan Deep KAUR, G28986 , Co-Author(s) : Akshita GHIYA

[FP1363] - Managing Irregular Corneas Using Contact Lenses
Chief & Presenting Author : Sheeba QUMAR , Co-Author(s): Mukesh TANEJA

[FP1430] - Perceptual Visual Stimulation Improves Vision & Contrast In Crosslinked Keratoconus: Rct Results
Chief & Presenting Author : D Lionel RAJ, L16453

[FP1437] - Peripheral Corneal Perforation Treated With Corneal Patch Graft- 2 Case Reports
Chief & Presenting Author : Lalita RANI, L28861 , Co-Author(s) : Gautam JAIN, Rajendra Singh CHAUHAN, Jyoti DESWAL

[FP1518] - Spontaneous Migration Of An Intrastromal Corneal Foreign Body
Chief & Presenting Author : Prabhjot SINGH, S26439 , Co-Author(s) : Vikas AMBIYA, Vijay Kumar SHARMA

[FP1525] - Ocular Crystals- A Case Of Crystalline Keratopathy
Chief & Presenting Author : Riddhi SHETHIA, R27606

[FP1626] - Rare Fungal Keratitis: Medicopsis Romeroi-Induced Corneal Ulcer
Chief & Presenting Author : Prerana A SHETTY, P22588 , Co-Author(s) : Uma THIGALE, Divya TARA, Sushank BHALERAO

[FP1693] - Epidemiological And Microbiological Profiles Of Microbial Keratitis In Tertiary Eye Center (Odisha)
Chief & Presenting Author : Ananya HOTA, A26811 , Co-Author(s) : Prasanta Kumar NANDA

[FP1714] - Role If Anterior Segment Oct In Different Corneal Pathologies
Chief & Presenting Author : Nupur BHATNAGAR, N29110 , Co-Author(s) : Somesh RANJAN, Sarita AGARWAL, Aditi SINHA

[FP1719] - An Unusual Case Of Isolated Corneal Intraepithelial Neoplasia

Chief & Presenting Author : Chirag KALRA, K29429 , Co-Author(s) : Charu SAGAR, Amit MEHTANI

[FP1760] - A Case Of Rare Fungal Keratitis With Hsv1 Superinfection

Chief & Presenting Author : Poulami KARMAKAR, P28651 , Co-Author(s) : Liza KULI, Gogoi Rajendra NATH

[FP1784] - Study Of Epidemiology, Predisposing Risk Factors And Etiologic Diagnosis Of Infective Keratitis

Chief & Presenting Author : Poulami PAL, P23319 , Co-Author(s) : Vishal Chander BHATNAGAR

[FP2037] - A Case Of Mooren's Ulcer: A Rare Peripheral Ulcerative Keratitis

Chief & Presenting Author : Vrunda GOGADANI, V29256 , Co-Author(s) : Kavita PAREKH

[FP2049] - Clinical Implications And Correlation Between Serum Uric Acid Levels And Corneal Morphology In Gout

Chief & Presenting Author : RISHI SHARMA, S14528 , Co-Author(s) : Ankita SINGH, Jaya KAUSHIK

[FP2067] - Uncommon Presentation Of E. Coli Keratitis: A Case Of Infectious Crystalline Keratopathy

Chief & Presenting Author : Zakir HUSSAIN, H25922 , Co-Author(s) : Naintara CHOUHAN, Neiwete LOMI

[FP2107] - Intra-Operative Optical Coherence Tomography (Ioct) Guided Corneal Surgeries

Chief & Presenting Author : Jaya KAUSHIK, K12383 , Co-Author(s) : Sumit GOYAL, Ankita SINGH, Alok SATI

[FP2162] - Hitting The Bulls Eye- Role Of Intrastromal Voriconazole Injections In Deep Stromal Fungal Keratitis

Chief & Presenting Author : Sudhakar Naidu LAVETI, L26611, Co-Author(s) : Madhu UDDARAJU

[FP2168] - Restoring Vision-Advanced Treatment For Corneal Ulcers Following Chemical Injuries

Chief & Presenting Author : Shital NANNAWARE, S26287

[FP2243] - Profile And Emergency Management Of Pediatric Bilateral Corneal Infections-A Case Series

Chief & Presenting Author : Mridula VIJAYARAGHAVAN, M29619 , Co-Author(s) : Radhika NATARAJAN

[FP2301] - Pythium Keratitis - A Diagnostic Challenge

Chief & Presenting Author : Deeksha SHARMA, D27699 , Co-Author(s) : Sonam YANGZES

[FP2306] - To Study Clinicopathological Findings Of Ocular Surface Squamous Neoplasia : Case Series

Chief & Presenting Author : Vidushi DIXIT, D28203 , Co-Author(s) : Ankita SINGH

[FP2328] - Ring In The Eye

Chief & Presenting Author : anu SEHRAWAT, A26051, Co-Author(s) : Sneha BUDANIA, Shweta VERMA, Harinder Singh SETHI

[FP2350] - Long-Term Outcomes Of Accelerated Collagen Cross Linking (Acxl) In Keratoconus (Kc) Patients

Chief Author : Himanshu MATALIA, Presenting Author : Krishnaja MANDAVA, K27129, Co- Author(s) : Nandini C.

[FP2352] - Battling The Buldge : Tackling A Case Of Extreme Corneal Ectasia

Chief & Presenting Author : Kavya CHANDRAN, K24677 , Co-Author(s) : Vaibhav NAGPAL, Charuta SHROTRIYA

[FP2356] - Tissue Remodelling In End Stage Mooren's Ulcer

Chief & Presenting Author : Uma THIGALE, U24224 , Co-Author(s) : Aravind ROY

[FP2367] - Calotropis :the Blinding Nectar Of Sawan

Chief & Presenting Author : Nancy SHARMA, N28367

[FP2402] - A Case Of Peripheral Ulcerative Keratitis With Recurrences

Chief & Presenting Author : Lokhande SANKETA, L26987 , Co-Author(s) : Rasika THAKUR, Sushama RAHATE, Anukool DESHPANDE

[FP2496] - From Multidrug Therapy To Targeted Treatment: Unmasking Viral Endothelial Keratitis

Chief & Presenting Author : Vishwa SHAH, V25138

[FP2609] - Severe Ocular Injuries In Farmers From Calcium Carbide 'jugad' Gun Explosions: A Six-Year Study

Chief & Presenting Author : Suresh K. PANDEY, P06502 , Co-Author(s) : Vidushi SHARMA

[FP2647] - Herpes Simplex Viral Keratitis: A Diagnostic Enigma

Chief & Presenting Author : Stuti TIWARI, S22513 , Co-Author(s) : Nikhilesh Anil WAIRAGADE

Diabetic Retinopathy & Medical retina

[FP90] - Efficacy And Safety Of Topical Dorzolamide 2% In Central Serous Retinopathy

Chief & Presenting Author : Vanshika KHANNA, V24060

[FP134] - Central Retinal Vein Occlusion (Crvo) Secondary To Central Optic Disc Pit In A Young Asian Female

Chief & Presenting Author : Monika DAHIYA, M23741 , Co-Author(s) : Sakshi GUPTA, Sumit SACHDEVA, Manisha RATHI

[FP222] - Subhyaloid Haemorrhage As A Presenting Feature Of Diabetes Mellitus

Chief & Presenting Author : Aashraya KARPE, K12239 , Co-Author(s) : Daraius SHROFF

[FP451] - Branch Retinal Artery Occlusion In A Young Patient With Mrkh Type 2 Syndrome

Chief & Presenting Author : Anita KUMARI, A23527 , Co-Author(s) : Parveen REWRI, Mousumi BANERJEE

[FP489] - Neovascular Glaucoma Post Central Retinal Artery Occlusion - A Case Report

Chief & Presenting Author : Yogita PHADKE, P09248 , Co-Author(s) : Abhidnya SURVE, Shruti SONWANE, Tammewar Ajaykumar MAROTIRAO

[FP535] - Waxing And Waning Of Neovascularisation In Diabetic Retinopathy

Chief & Presenting Author : Kapil BARANGE, B13142

[FP545] - Study Of Retinal Nerve Fibre Layer Thickness In Patients With Diabetes Mellitus

Chief & Presenting Author : Nikita SHAH, S16009

[FP558] - Predominant Peripheral Lesions - A Novel Predictor For Severity Of Diabetic Retinopathy

Chief & Presenting Author : Anubhav GOYAL, G12318 , Co-Author(s) : Jyoti Prakash VYAS, Juhly CHERIAN, A. GIRIDHAR

[FP656] - A Case Report Of Retinal Artery Macroaneurysm With Fundus, Oct And Octa Images

Chief & Presenting Author : Vishwa Nandha N R, V20978 , Co-Author(s) : Manorama S. BAHETI, P. RAMESH

[FP703] - Do Serum Vegf A Levels Influence Optical Coherence Tomography Angiography In Exudative Armd ?

Chief & Presenting Author : Punita Kumari SODHI, S06682 , Co-Author(s) : APOORVA, AMAN RANA, Divya D

[FP963] - The Other Way Round: A Rare Case Of Aepvm With An Unusual Presentation

Chief & Presenting Author : Akanksha PANDIT, A28313 , Co-Author(s) : Pradeep B CHANNAVEERAPPANAVAR, Pradeep SAGAR

[FP1011] - To Assess The Role Of Statins As An Adjunctive Anti-Vegf Therapy For Csme In Type 2 Dm.

Chief & Presenting Author : Ashish MARKAN, M19049 , Co-Author(s) : Reema BANSAL, Vishali GUPTA, Deeksha KATOCH

[FP1203] - Central Macular Thickness Changes After Small Incision Cataract Surgery: An Oct Based Pilot Study

Chief & Presenting Author : Shivangi Trehan JAWA, S28585 , Co-Author(s) : Somesh RANJAN, Sarita AGARWAL, Sumbul FATIMA

[FP1301] - Observational Pilot Study Of Effect Of Semaglutide On Diabetic Retinopathy

Chief & Presenting Author : Pragya SHARMA, P21192

[FP1447] - "retinopathy As A Diagnostic Beacon: Early Leukemia Detection And Prognostication"- A Case Report

Chief & Presenting Author : Shalini KUMAR, S22700 , Co-Author(s) : Prasanna Venkatesh RAMESH, Anugraha BALAMURUGAN, Bharathi BAVAHRAN

[FP1497] - Bilateral Branch Retinal Vein Occlusion - A Rare Bilaterality

Chief & Presenting Author : Neha NAVAZ , Co-Author(s) : Anupriya CHAUBEY, Raja Kumari MURUGSSAN

[FP1638] - Association Between Obstructive Sleep Apnea And Diabetic Retinopathy In Type II Diabetes Mellitus

Chief & Presenting Author : Kirti JAISINGH, K15734 , Co-Author(s) : Seema MEENA, Manjari TANDON, Kavita Rajan BHATNAGAR

[FP1727] - Quantitative Measurement Rnfl Thickness And Correlation With Octa Changes Preclinical Dr

Chief & Presenting Author : Vinod Kumar SINGH, S18430 , Co-Author(s) : Jagriti RANA, Santosh KUMAR

[FP1756] - Unusual Case Of Resolving Anemic Retinopathy Secondary To Severe Macrocytic Anemia With Pancytopenia

Chief & Presenting Author : Lakkshya Bhramaresh SHARMA, S29647 , Co-Author(s) : J.L. GOYAL, Arpita SINGH, Sanchita GUPTA

[FP1812] - Multimodal Imaging In Focal Choroidal Excavation In Retinochoroidal Pathologies-A Case Series

Chief & Presenting Author : Shalini KUMAR, S22700 , Co-Author(s) : Sai Thaejesvi GOPALAKRISHNAN, Anugraha BALAMURUGAN, Bharathi BAVAHRAN

[FP1871] - A Rare Case Of Lipaemia Retinalis Leading To Incidental Detection Of Hypertriglyceridemia

Chief & Presenting Author : Bhaskar GHOSH, G21687 , Co-Author(s) : Moazzam PARVEZ, Jasmeet CHANDI, Krishnendu NANDI

[FP1901] - Effectiveness Of Ranibizumab Monotherapy In Managing Proliferative Macular Telangiectasia Type 2

Chief & Presenting Author : Sonia SINGH, S14733 , Co-Author(s) : Karthik MEDA

[FP1926] - Innovative Approaches In Treating Valsalva Retinopathy: The Role Of Anti-Vegf And C3f8

Chief & Presenting Author : Ravinaini KOSTI, R26800 , Co-Author(s) : Lohith RAMBARKI

[FP1951] - Evaluation Of Systemic Parameters In Macular Edema Due To Retinal Vein Occlusion

Chief & Presenting Author : Chirag KALRA, K29429 , Co-Author(s) : Charu SAGAR, Amit MEHTANI

[FP1976] - Visual Evoked Potential Changes In Type-2 Diabetes Mellitus- A Novel Early Prediction Study

Chief & Presenting Author : Rakhi SEN, R24542 , Co-Author(s) : Bhaskar GHOSH

[FP2008] - Clinical Study Of 100 Retinal Vein Occlusion Post Anti Vegf And Its Correlation With Oct Biomarkers

Chief & Presenting Author : Girish Arun GADRE, G11056 , Co-Author(s) : Girish Arun GADRE

[FP2357] - Laser Pointer Induced Retinal Injury : Health Problem On Rise

Chief & Presenting Author : Nisha BURA, N21414 , Co-Author(s) : Oishwarya CHAKRABORTY

[FP2404] - Evaluate Efficacy Of Preoperative 0.1% Brimonidine In Achieving Hemostasis In Diabetic Vitrectomy

Chief & Presenting Author : PRIYA JAIN , Co-Author(s): Apurva STHAPAK, P. Mahesh SHANMUGAM, Rajesh RAMANJULU

[FP2451] - Vein Overriding Arteriole In Branch Vein Occlusion- Is It The Bigger Evil?

Chief & Presenting Author : Avik Dey SARKAR, S22146 , Co-Author(s) : Ananya GOSWAMI, Muthu Krishnan VALLINAYAGAM, Rashmi NAGAR

External Eye & Ocular Surface Disease

[FP82] - Clinical Efficacy Of Subconjunctival Bevacizumab As A Non Surgical Treatment For Pterygium

Chief & Presenting Author : Shikhar GAUR, G09916 , Co-Author(s) : (Maj) Vivek SHARMA

[FP84] - Pterygium Extended Removal Followed By Mini-Slet For Recurrent Pterygium In Glaucoma Patients

Chief & Presenting Author : Alok SATI, S09925 , Co-Author(s): Jaya KAUSHIK, Sonali V. KUMAR, Sanjay Kumar MISHRA

[FP270] - A Study On Central Corneal Thickness & Intraocular Pressure In Patients With Allergic Conjunctivitis

Chief & Presenting Author : Soumya SHARAT, S12439

[FP485] - Role Of Tear Ferning Test In Meibomian Gland Dysfunction

Chief & Presenting Author : Neha ADLAKHA, A17734

[FP516] - Role Of Multidisciplinary Approach In Early Detection Of Primary Sjogren's In Dacryoadenitis Cases

Chief & Presenting Author : Soumya NARAYANAN, S20124

[FP874] - Management Of Conjunctival Granulomas Following Pterygium Surgery: A Case Series

Chief & Presenting Author : Prajakta DANDEKAR, D18153 , Co-Author(s) : Murthy Somasheila I., Supriya SHARMA

[FP902] - Comparison Of Oral Lactoferrin Versus Conventional Treatment In Mild To Moderate Dry Eye Patients

Chief & Presenting Author : Shubhi SACHAN, S28291 , Co-Author(s) : Kshama DWIVEDI

[FP960] - Limbal Stem Cell Deficiency Following Alkali Injury: A Case Report

Chief Author : Snehal Bonde CHAURASIA, Presenting Author: Kinjal TRIBHUVAN, K29513

[FP1244] - Itch Of Ichthyosis

Chief & Presenting Author : Ashis MAJUMDAR, M22990 , Co-Author(s) : Partha BISWAS

[FP1459] - Sclerosant Therapy For Treatment Of Limited Conjunctival Vascular Malformations In The Young

Chief & Presenting Author : Usha SINGH, U05383 , Co-Author(s) : Manu SAINI, Surinder S PANDAV

[FP1482] - Comparison Between Sutureless & Sutured Conjunctival Autograft For Surgical Treatment Of Pterygium

Chief & Presenting Author : Meghna SAXENA, M29423 , Co-Author(s) : Surbhi SHALINI, Priya CHAUHAN

[FP1641] - Living-Related Conjunctival Limbal Allograft (Lr-Cla)

Chief & Presenting Author : Aditi SINHA, A29045 , Co-Author(s) : Pulkit SHARMA, Nupur BHATNAGAR

[FP1708] - Pro-Re-Nata Regimen Of Autologous Platelet-Rich Plasma Injections For Treatment Of Dry Eyes

Chief & Presenting Author : Anchal TRIPATHI, A21678, Co-Author(s) : Mohini AGRAWAL, Atul BHIRUD, Avinash MISHRA

[FP1827] - Does Ocular Surgery Flare Up Blepharitis In Patients With Myasthenia?-An Interesting Observation!

Chief & Presenting Author : Porishmita BARUAH, P27005 , Co-Author(s) : Moushumi MAJUMDER

[FP1964] - Effectiveness Of Systane Complete In Managing Dry Eye And Quality Of Life In Diabetic Patients

Chief & Presenting Author : Sudhir RACHAPALLE, R12133 , Co-Author(s) : Sejal R SINGH

[FP1974] - An Unusual Presentation Of Phthiriasis Palpebrarum Masquerading As Blepharitis

Chief & Presenting Author : Parul MITTAL, P26238 , Co-Author(s) : Radhika AGARWAL, Vidhya VERMA, Priti SINGH

[FP2092] - Tacrolimus 0.1% As An Alternative To Loteprednol 0.5 % In The Management Of Nummular Keratitis

Chief & Presenting Author : Sudhakar Naidu LAVETI, L26611, Co-Author(s) : Madhu UDDARAJU

[FP2171] - Fornix Reconstruction-A Technique To Restore Ocular Surface Integrity In Chemical Injuries

Chief & Presenting Author : Mridula VIJAYARAGHAVAN, M29619, Co-Author(s) : Shweta AGARWAL, Varsha BHAMBHANI, Mugundhan RAJARAJAN

[FP2495] - Recurrent Episcleritis With Latent Tuberculosis - A Case Report

Chief & Presenting Author : Namrata SHREE, N23855 , Co-Author(s) : Rajneel BHATTACHARJEE

[FP2553] - Pterygium Management By Sutureless Surgical Excision With Conjunctival Autograft & Autologous Serum

Chief & Presenting Author : Dr. Ishan Singh, I29849 , Co-Author(s) : Neeraj SARASWAT, Sushil OJHA

[FP2620] - Wies Procedure: A Stitch In Time Saves Nine

Chief & Presenting Author : Muskan SETHI, M26991 , Co-Author(s) : Satyabrata TRIPATHY, Ruchika DHIR, Urmila KUMARI

[FP2627] - Inferior Vertical Split Conjunctival Autograft In Treatment Of Primary Double-Headed Pterygium

Chief & Presenting Author : Manushree GAUTAM, G18624

[FP2653] - To Assess The Effectiveness Of Systane Complete In Improving Mg Score And In Reducing Dryness

Chief & Presenting Author : Anu MALIK, M12959 , Co-Author(s) : Aafreen BARI, Prafulla Kumar MAHARANA

Glaucoma

[FP18] - Efficacy Of 0.5 % Timolol Vs. 0.2% Brimonidine In Iop Rise Following Yag-Capsulotomy For Pco

Chief & Presenting Author : Rohit SREENATH, S19327

[FP36] - 3) Assessment Of Quality Of Life In Glaucoma Using Gql-15 Questionnaire Post Trabeculectomy

Chief & Presenting Author : Kavita Rajan BHATNAGAR, B09257 , Co-Author(s) : Kirti JAISINGH, Jyoti SHAKRAWAL

[FP77] - Lens Parameters In Primary Angle Closure Vs. Age-Matched Cataract Controls: A Comparative Study

Chief & Presenting Author : Shweta WALIA, S11145 , Co-Author(s) : Neetu Kori SHANKHWAR, Manushree GAUTAM

[FP105] - Prevalence Of Eye With Spectrum Of Angle Closure In Population Attending A Tertiary Eye Care Center

Chief & Presenting Author : Amrita DEY, A23943 , Co-Author(s) : Anusree BANERJEE

[FP127] - Correlation Of Systemic Hypertension In Patients With Increased Intraocular Pressure In Jharkhand

Chief & Presenting Author : Abhishek Kumar SINHA, S24292, Co-Author(s) : Nishtha MISHRA, Md. Raghib TAUHEED, Shubham HARSH

[FP128] - Evaluation Of Macular Thickness And Rnfl Thickness In Poag Patients Using Oct

Chief & Presenting Author : Abhishek Kumar SINHA, S24292, Co-Author(s) : Kumari Priyanka VERMA, Sarojini MURMU, Deepti TIWARI

[FP170] - A Case Of Iridocorneal Endothelial Syndrome Managed By Ahmed Glaucoma Valve Implantation Surgery

Chief & Presenting Author : Piali MONDAL, P28021

[FP264] - Persistent Iop Rise Following Yag Laser Capsulotomy: How Would You Manage?

Chief & Presenting Author : Aastha AGARWAL, A25789 , Co-Author(s) : Ritesh VERMA

[FP333] - Bilateral Angle Closure In Elderly Male: Unraveling The Enigma

Chief & Presenting Author : Vikas SHARMA, S18853 , Co-Author(s) : Santosh KUMAR, Sandepan BANDOPADHYAY, Vipin RANA

[FP446] - Rocking Addition?role Of Ripasudil In Patients Of Uncontrolled Glaucoma With Maximum Medical Therapy

Chief & Presenting Author : Ravi Chandra K, K19872 , Co-Author(s) : JAMES

[FP452] - An Unusual Presentation Of Axenfeld Rieger Anomaly

Chief & Presenting Author : Saanchal SETHI, S22563 , Co-Author(s) : Dharmendra SINGH

[FP487] - Intraocular Pressure And Its Relation To Ocular Biometric Parameters In Northern India

Chief & Presenting Author : Neha ADLAKHA, A17734

[FP502] - Short-Term Outcomes Of Mmc-Augmented Trabeculectomy With Trabeculectomy In Juvenile Oag

Chief & Presenting Author : Sabari J, S24656 , Co-Author(s) : Sabyasachi CHAKRABARTY

[FP517] - Analysis Of Learning Curve Among Minimally Invasive Glaucoma Surgery Trainees

Chief & Presenting Author : Sahebaan Sabharwal SETHI, S15008

[FP532] - Effect Of Topical Bimatoprost And Travoprost On The Ocular Surface Of Open Angle Glaucoma Patients

Chief & Presenting Author : Priyanka SAINI, P26520 , Co-Author(s) : SWATI, kanupriya VIJ, Neha YADAV

[FP808] - Glaucoma Management 'isnt 'only 'p'pressure Reduction – A Case Series

Chief & Presenting Author : Foram Jitendra DESAI, D18711, Co-Author(s) : Foram Jitendra DESAI

[FP816] - A Novel Modification During Trabeculectomy To Improve Outcome

Chief & Presenting Author : Arvind KUMAR, K21704 , Co-Author(s) : Nikita BALANI, (Mrs.) Santosh MEHTA, Vedant RAJORIYA

[FP825] - Iridociliary Cyst: One Entity But Different Manifestation

Chief & Presenting Author : Sipra BARMAN, S28515 , Co-Author(s) : Vijaya Saharaja RAI

[FP966] - Best1 Associated Bestrophinopathies With Angle Closure And Post-Surgical Malignant Glaucoma

Chief & Presenting Author : Sushma TULAVA, S20226 , Co-Author(s) : Sirisha SENTHIL

[FP971] - Infero Temporal Laser Peripheral Iridotomy(It-Lpi)- A Braving Option Against Visual Enigma

Chief & Presenting Author : Dhrubojyoti SARKER, S18247

[FP994] - Comparison Of Trabeculectomy With Ahmed Glaucoma Valve In Management Of Pediatric Uveitic Glaucoma

Chief & Presenting Author : Bhavini JOHRI, B29282 , Co-Author(s) : Baskaran MANI, George Ronnie J., Shantha BALEKUDARU

[FP995] - Cross-Sectional Study Assessing Clinical Profile And Systemic Association In Normal Tension Glaucoma

Chief & Presenting Author : R GAYATHRI, G26873 , Co-Author(s) : Usha Tejaswini S, Annamalai O., Kavitha S.

[FP1006] - As-Oct & Biometric Predictors Of Risk Factors For Phacomorphic Angle Closure & Acute Angle Closure

Chief & Presenting Author : S. SUJATA, S07234 , Co-Author(s) : M.PRATHIBA, Amjad SALMAN, Sree Amrutha Priya K R

[FP1022] - A Study On The Association Between Systemic Hypertension, Perfusion Pressure And Glaucoma In Adults

Chief & Presenting Author : Sneha LINGAMANENI, S28079, Co-Author(s) : Rekha MUDHOL

[FP1023] - Yag Peripheral Iridotomy Position: Effect On Qualitative Changes In As-Oct Parameters In Pacs Eyes

Chief & Presenting Author : S. SUJATA, S07234 , Co-Author(s) : Amjad SALMAN, M.PRATHIBA, Aarathy PV

[FP1078] - Primary Open-Angle Glaucoma: Severity Association With Diabetes Mellitus And Hypertension

Chief & Presenting Author : Maitri CHOWDHARY, M28547, Co-Author(s) : Aakash CHOWDHARY

[FP1179] - Clinico-Demographic Profile Of <40 Years Age At Glaucoma Services At A Tertiary Care In North India

Chief & Presenting Author : Ram LOLARAKH, L28310 , Co-Author(s) : Jagriti RANA, Aparajita CHAUDHARY

[FP1184] - Rare Association Of Inherited Retinal Dystrophies And Refractory Angle Closure Glaucoma

Chief & Presenting Author : Sushma TULAVA, S20226

[FP1201] - Different Approach Strategies In Microspherophakia

Chief & Presenting Author: Durga Subha Keerthi PATIBANDA, D24031, Co-Author(s): Malleswari MEDIKONDA

[FP1306] - Spontaneous Resolution Of Congenital Glaucoma: Apropos Of 3 Cases

Chief & Presenting Author : Yogita CHAURASIA, C17750 , Co-Author(s) : Vasudha DAMLE, Swarna Biseria GUPTA

[FP1463] - Clinical Profile And Long Term Outcomes Of Choroidal Detachment Following Gdd And Trabeculectomy

Chief & Presenting Author : Madhavi Ramanatha PILLAI, M16856 , Co-Author(s) : Nimrita Gyanchand NAGDEV, Devendra MAHESHWARI

[FP1650] - Unilateral Glaucoma Presenting As A Diagnostic Dilemma

Chief & Presenting Author : POONAM, P25856, Co-Author(s) : Samyak KHETAN, Mukund GARG, Piyush Kumar R. RAMAVAT

[FP1651] - Clear Lens Exchange For Acute On Chronic Angle Closure Glaucoma

Chief & Presenting Author : Rolli KHURANA, K16394 , Co-Author(s) : Rupali BOSE, Nidhi KALRA

[FP1697] - A Clinical Study Of Glaucoma In Pseudoexfoliation Syndrome

Chief & Presenting Author : Ananya HOTA, A26811 , Co-Author(s) : Prasanta Kumar NANDA

[FP1800] - Disobeying Traffic Rules And Sturge-Weber Syndrome Made A Young Patient Blind

Chief & Presenting Author : Anshu KHATRI, K26372 , Co-Author(s) : Sakshi LOCHAB, Priyanka SAINI, Monika DAHIYA

[FP1821] - Clinical Outcomes In Patients With Primary Open-Angle Glaucoma Treated With Istent Devices

Chief & Presenting Author : Deshpande Nitin SUHAS, D11182

[FP2001] - Glaucoma Progression After Lasik-Caution Vs Consequence

Chief & Presenting Author : Rashmi KUMARI, K12746 , Co-Author(s) : Bhawesh SAHA

[FP2013] - Investigating The Journey Of Minimally Invasive Glaucoma Surgery Adoption In Developing Practices

Chief & Presenting Author : Sahebaan Sabharwal SETHI, S15008

[FP2071] - Defying The Odds: A 15-Day-Old Infant's Fight Against Congenital Glaucoma And Sturge- Weber Syndrome

Chief & Presenting Author : Pavithra PANNERSELVAM, P26431 , Co-Author(s) : Sai Thaejesvi GOPALAKRISHNAN, R. RAMESH, Prasanna Venkatesh RAMESH

[FP2090] - Diagnostic Capability Of Cirrus Oct Parameters In Diagnosing Different Severities Of Glaucoma

Chief & Presenting Author : Neha SHARMA, N21150 , Co-Author(s) : Tina MAHESHWARI

[FP2175] - Evaluation Of Role Of Oral Vitamin B12 And Folate Supplementation In Open Angle Glaucoma

Chief & Presenting Author : Abha GUPTA, A27168 , Co-Author(s) : Faisal T. T., Sushmita KAUSHIK, Surishti RAJ

[FP2252] - A Rare Case Of Traumatic Glaucoma

Chief & Presenting Author : Richa GUPTA, R21271 , Co-Author(s) : PRASHANT BAWANKULE

[FP2317] - Water Drinking Test In Patients With Pseudoexfoliation Eye Syndrome

Chief & Presenting Author : Rayees AHMAD, S17218

[FP2342] - Corneal Properties & Their Correlation With Poag Progression: A Prospective Study

Chief & Presenting Author : Aparajita CHAUDHARY, C18648, Co-Author(s) : Ms. Parveen GAZALA

[FP2384] - A Hospital Based Study On Combination Of Brinzolamide/timolol Versus Dorzolamide/timolol In Glaucoma

Chief & Presenting Author : Namrata SHREE, N23855 , Co-Author(s) : Rajneel BHATTACHARJEE

[FP2401] - Prevalence Of Glaucoma In Patients With Obstructive Sleep Apnea (Osa)

Chief & Presenting Author : Suraj BHAGDE, B12851 , Co-Author(s) : Sapna KINI, KETKI

[FP2426] - Fellow Eye Evaluation In Ice Syndrome

Chief & Presenting Author : S. Chandra DEVI, S22373 , Co-Author(s) : Namrata SHARMA, Tanuj DADA

[FP2429] - Large Encapsulated Recalcitrant Tenon Cyst Following Ahmed Glaucoma Valve Implantation A Case Report

Chief & Presenting Author : Mandar JOGLEKAR, J09632

[FP2597] - Demography And Referral Pattern Of Glaucoma Clinic Patients In A Tertiary Hospital In North India

Chief & Presenting Author : Ketaki RAJURKAR, R16876 , Co-Author(s) : Arshi SINGH, VIDULA, Kirti SINGH

[FP2599] - A Rare Case Report Of Secondary Glaucoma In Sturge Weber Syndrome Associated With Naevus Of Ota

Chief & Presenting Author : Anwasha BANERJEE, A27013 , Co-Author(s) : Paramesh BHARALI

[FP2621] - Affordable Virtual Reality Demonstration Of Glaucoma Surgical Instruments, Implants & Eye Models

Chief & Presenting Author : John Davis AKKARA, A19733 , Co-Author(s) : Anju KURIAKOSE

[FP2631] - Efficacy And Safety Of Subcyclo Laser In Patients With Refractory Glaucoma

Chief & Presenting Author : Pradeep BALAM, B21329 , Co-Author(s) : Mayuri Totli KURUBA, Mithun THULASIDAS, Ajita SASIDHARAN

[FP2632] - A Stich In Time Saves Nine:glaucoma In Pregnancy

Chief & Presenting Author : Pradeep BALAM, B21329

[FP2633] - The Lone Saviour Of Vision:photopic Negative Response Erg As Additional Tool In Glaucoma Suspect

Chief & Presenting Author : Pradeep BALAM, B21329

Lacrimal

[FP399] - Cannula Dacryocystorhinostomy: A Simple, Innovative And Cost-Effective Method Of Lacrimal Surgery

Chief & Presenting Author : Arvind KUMAR, K21704 , Co-Author(s) : Nikita BALANI, Vijay LABANA, Shreya SHAH

[FP730] - Blink Rate And Frequency Variation In Static And Dynamic Screen Conditions: A Comparative Study

Chief & Presenting Author : Sourabh PATWARDHAN, P11250

[FP2064] - Lacrimal Gland Abscess In A Young Male

Chief & Presenting Author : KAVITA, K25398 , Co-Author(s): Usha SINGH, Manu SAINI

[FP2466] - H Vs U Shaped Flap Technique Of External Dcr - Evaluation Of Surgical Outcome And Surgical Time

Chief & Presenting Author : Namrata SHREE, N23855 , Co-Author(s) : Rajneel BHATTACHARJEE

Neuro Ophthalmology

[FP7] - En Plaque Meningioma-A Diagnostic And Surgical Challenge

Chief & Presenting Author : Shrutakirty PARIDA, S20252 , Co-Author(s) : Snehalata DASH

[FP47] - Incidence And Ophthalmic Clinical Characteristic Of Ethambutol Induced Optic Neuropathy In Satna

Chief & Presenting Author : Ashish PANDEY, P23247

[FP224] - "blurred Boundaries: Navigating Papilledema In Blepharospasm Patients"

Chief & Presenting Author : Asma GHAZI, A27275 , Co-Author(s) : Hina KAUSER, Suresh Vishnu GUPTA

[FP225] - Sellar Plasmacytoma: A Rare Intracranial Presentation

Chief & Presenting Author : A. BALRAJ, B19536 , Co-Author(s) : Harini R, Neha SAPAR

[FP268] - Optic Neuropathy Due To Carbon Monoxide Poisoning - A Case Report

Chief & Presenting Author : Soumya SHARAT, S12439

[FP341] - Indicators Of Final Visual Outcome In Patients With Indirect Traumatic Optic Neuropathy

Chief & Presenting Author : Sabarinath A, A27828

[FP420] - "unmasking Neuro-Ophthalmic Conditions Masquerading As Glaucoma - A Riveting Case Series"

Chief Author : Priti SINGH, Presenting Author : Radhika AGARWAL, R29051 , Co-Author(s) : Bhavana SHARMA, Samendra KARKHUR, Vidhya VERMA

[FP509] - Two Rare Cases Of Crao With Total Ophthalmoplegia Following Spinal Anesthesia

Chief & Presenting Author : Lokesh JAIN, J09551 , Co-Author(s) : Kshemya JAIN, Garima JAIN

[FP527] - The Saga Of Half Syndromes:

Chief & Presenting Author : Soveeta Souravee RATH, R16806 , Co-Author(s) : Suma GANESH, Vaisakhi PRASANAN, Bhavika BANSAL

[FP565] - Bridging The Gap - Pseudo To True Papilloedema -A Rare Case Of Polycythemia Vera

Chief & Presenting Author : GEMINI ISSAC , Co-Author(s) : Sreelekha Sreedhara KURUP

[FP661] - Isolated Sixth Nerve Palsy And Then There Were Two: Can Diplopia Be Fatal?

Chief & Presenting Author : Aparajitha BONDILI, A29532 , Co-Author(s) : Mahesh KUMAR, Kowsalya AKKAYASAMY

[FP699] - Rare Yet Ravaging- A Case Of Temporal Bone Aneurysmal Bone Cyst

Chief & Presenting Author : Pragya BHATTACHARJEE, P27070 , Co-Author(s) : Raman YENUGANDULA, Atul GUPTA

[FP918] - Clinoidal Meningioma Presenting As A Case Of Orbital Apex Syndrome

Chief & Presenting Author : Dipti Shikha KAMAR, D27532

[FP931] - A Case Of Sudden Vision Loss In A Patient With Lymphoma On Chemotherapy

Chief & Presenting Author : Anjana Devi Rudra WARRIER, R14248

[FP985] - Occlusion Therapy: The Eye Physiotherapy

Chief & Presenting Author : Aashish Bipinchandra SHAH, S07087

[FP1047] - Exploring Ocular Manifestations And Postoperative Challenges Of Vestibular Schwannoma: A Case Series

Chief Author : Parvatha Sundari NATARAJAN, Presenting Author : Nagarokini M, N28208 , Co-Author(s) : Parvatha Sundari NATARAJAN

[FP1060] - Simultaneous Papillitis And Retrobulbar Neuritis In A Young Male With Rheumatic Heart Disease

Chief & Presenting Author : Najva Sherin P, N28211 , Co-Author(s) : Esakki RAJESWARI

[FP1276] - A Case Report Of Pseudo-Foster Kennedy Syndrome

Chief & Presenting Author : Jaya JARIKA, J20189 , Co-Author(s) : Sanjeev TIRIYA, Manjushree SUNDI

[FP1351] - Optic Neuritis Or Papillitis : A Diagnostic Dilemma

Chief & Presenting Author : Suparna JANGRA, S28922 , Co-Author(s) : Chand Singh DHULL, HARENDER, Inder M. RUSTAGI

[FP1412] - A Case Of Usher Syndrome With Posterior Subcapsular Cataract In Both Eyes

Chief & Presenting Author : Sneha TIWARI, S22029 , Co-Author(s) : Pankaj SHARMA

[FP1513] - Infection In Disguise: Ocular Toxoplasmosis In Immunocompetent Patient

Chief Author : Mamta VERMA, Presenting Author : Jitender KUMAR, J04081 , Co-Author(s) : Sonam GILL, Manisha NADA

[FP1632] - A Curious Case Of Cerebellopontine Angle(Cpa) Tumour With Papilledema As Presenting Sign

Chief & Presenting Author : Ravali YENEPALLI, R27023

[FP1673] - A Case Of Demyelinating Disease Presenting With Optic Neuritis

Chief & Presenting Author : Ravali YENEPALLI, R27023

[FP1677] - Optical Coherence Tomography Angiography In Transient Visual Obscuration

Chief & Presenting Author : utami noor SYABANIYAH, Co-Author(s) : Saravanan VR, Karthik Kumar MANI, Virna SHAH

[FP1678] - Total Ophthalmoplegia In Orbital Apex Syndrome Resolved With Systemic Steroids

Chief & Presenting Author : Sanchita GUPTA, S29290 , Co-Author(s) : Arpita SINGH, Lakkshya Bhramaresh SHARMA, J.L. GOYAL

[FP1845] - Sight Thief : Oculartoxoplasmosis In Immunocompetent Individuals

Chief Author : Mamta VERMA, Presenting Author : Jitender KUMAR, K13827, Co-Author(s) : Mamta VERMA, Manish KUMAR, Sonam GILL

[FP1917] - Wall-Eyed Bilateral Internuclear Ophthalmoplegia In A Patient With A Traumatic Brainstem Injury

Chief & Presenting Author : Sneha BUDANIA, S26039 , Co-Author(s) : Vipin GUPTA, Hardik KHURANA, Rajshekhar VEMPARALA

[FP1978] - A Child With Chronic Progressive External Ophthalmoplegia

Chief & Presenting Author : Uttara RABIDAS, U26625 , Co-Author(s) : Gogoi Rajendra NATH

[FP2054] - Ophthalmological Manifestations Of Neurological Conditions: A Case Series

Chief & Presenting Author : Anchal TRIPATHI, A21678 , Co-Author(s) : Shruti MUDDEBIHAL

[FP2148] - Early Iih Detection: Sixth Nerve Palsy Insights & Management

Chief & Presenting Author : Vicky VIDHATA, V29585 , Co-Author(s) : Sanskriti AGARWAL, Urmil CHAWLA, Reena GUPTA

[FP2309] - A Rare Case Of Anterior Ischemic Optic Neuropathy With Anemic Retinopathy In Dengue Fever

Chief & Presenting Author : Tanya KUMARI, T25838 , Co-Author(s) : Swati PHULJELE, Rohit SAXENA, REBIKA

[FP2316] - Navigating The Maze: A Step By Step Approach To Diagnosing A Rare Disease

Chief & Presenting Author : Aastha GANDHI, A21019 Ocular Pathology / Ocular Oncology and Tumors

[FP100] - Why Biopsy A Pterygium?

Chief & Presenting Author : Manpreet KAUR, M21286

[FP146] - Comparative Analysis Of Transfection Efficiency In Epithelial Cells And Neurons

Chief & Presenting Author : Jeyanth ROSE, R29452 , Co-Author(s) : Sanita KORAH

[FP191] - A Rare Case Of Lymphangioma Which Manifested In The Gymnasium

Chief & Presenting Author : Atul KAMATH, M19469 , Co-Author(s) : Aditi PAI, VIDYA HEGDE, Anupama BAPPAL

[FP297] - Rescue Therapy With Intravitreal Aflibercept For Refractory Cnmv Secondary To Choroidal Osteoma

Chief & Presenting Author : Suganya N, N14791 , Co-Author(s) : George J. MANAYATH

[FP367] - Evaluating The Role Of B-Scan Ultrasonography And Color Doppler In Diagnosing Orbital Diseases

Chief & Presenting Author : Vidhya VERMA, V19830 , Co-Author(s) : Shuaib SIDDIQUI, Bhavana SHARMA, Priti SINGH

[FP483] - Unraveling Neuroendocrine Mysteries Of Orbit: A Tale Of Primary Vs Secondary Neuroendocrine Tumors

Chief & Presenting Author : ALISHA SIRSIKAR, A28714 , Co-Author(s) : Anjali KIRAN, Shruthi MK

[FP599] - A Case Of Ocular Surface Squamous Neoplasia

Chief & Presenting Author : Pooja H.V., V18542

[FP605] - A Rare Case Report Of Conjunctival Ocular Surface Neoplasia (Ossn) With Spheroidal Degeneration

Chief & Presenting Author : Raja A.M., R17097 , Co-Author(s) : Siddharam JANTI

[FP674] - Malignant Melanoma Of The Eyelid - A Silent Threat

Chief & Presenting Author : Fatema LOKHANDWALA, MMC 2021066180 , Co-Author(s) : Urmila RAWAT, SIMRAN, Shivangi SINGH

[FP729] - Adult Orbital And Adnexal Xanthogranulomatous Disease: A Case Series

Chief & Presenting Author : Shaifali CHAHAR, C17150 , Co-Author(s) : Kaustubh MULAY, Santosh G. HONAVAR

[FP731] - Ophthalmic Features And Clinical Spectrum In Organoid Nevus Syndrome-A Case Series

Chief & Presenting Author : Shaifali CHAHAR, C17150 , Co-Author(s) : Santosh G. HONAVAR

[FP736] - Bloody Tears: Not Always Cancerous! Igg4 Related Disease Of The Lacrimal Sac

Chief & Presenting Author : Varshitha Hemanth VASANTHAPURAM, H18195 , Co-Author(s) : Shruthi MK

[FP812] - Role Of Mitomycin C In Ocular Surface Squamous Neoplasia(Ossn) :case Series

Chief & Presenting Author : Bhagyashri GADE, B22805 , Co-Author(s) : Nikhilesh Anil WAIRAGADE

[FP841] - Lesser The Color, More The Strain

Chief & Presenting Author : ABHISHEK UPADHYAYA, U23425, Co-Author(s) : Vishal RAVAL

[FP940] - Flap-Flap: Bridge The Gap

Chief & Presenting Author : Raka CHATTERJEE, C16649 , Co-Author(s) : Debasis CHAKRABARTI

[FP1116] - An Unusual Presentation Of Orbital Lymphoma In A Toddler

Chief & Presenting Author : Bijnya Birajita PANDA, P12215

[FP1118] - When You Hear Hoof Beats,,,,,,,,, Sometimes It Is A Zebra

Chief & Presenting Author : Bijnya Birajita PANDA, P12215

[FP1198] - Twisted Tale Of Optic Nerve Finding Leading To Brain Tumour

Chief & Presenting Author : Vineeth B. BHIMSHETTY, B17563, Co-Author(s) : Vinut ANANDI, Vijaylaxmi B

[FP1295] - Progression Of Surgical Competence:learning Curve In Tumor Enucleation For An Ocular Oncology Fellow

Chief & Presenting Author : Chhavi GUPTA, C22112 , Co-Author(s) : Sima DAS

[FP1552] - Embryonal Botryoid Rhabdomyosarcoma In A Patient With Rubinstein Taybi Syndrome : A Case Report

Chief & Presenting Author : Gunjan RATHI, R16838 , Co-Author(s) : Pritam Madhukar BAWANKAR, Yogesh JIBHAKATE, Vishakha WADIBHASME

[FP1612] - Chemoreduced Retinoblastoma With Mycotic Endophthalmitis

Chief & Presenting Author : Ananya P. R., A25038 , Co-Author(s) : Rachna SETH, Seema SEN, Bhavna CHAWLA

[FP1739] - Uncommon Diagnosis Of A Common Eyelid Manifestation

Chief & Presenting Author : Poulami KARMAKAR, P28651 , Co-Author(s) : Anshuman SAIKIA

[FP1750] - A Tumor Which Vanishes On Ultrasound

Chief & Presenting Author : Deepsekhar DAS, D18922 , Co-Author(s) : Sowmya L, Neiwete LOMI, Bhavna CHAWLA

[FP1759] - A Rare Case Of Isolated Conjunctival Cavernous Hemangioma

Chief & Presenting Author : Sanchita GUPTA, S29290 , Co-Author(s) : Lakkshya Bhramaresh SHARMA, Arpita SINGH, J.L. GOYAL

[FP1808] - Disheartening Realities- Outcomes Of Cases Referred After Inadvertent Management Of Retinoblastoma

Chief & Presenting Author : Elika GUPTA, E24744 , Co-Author(s) : Namita KUMARI, Chhavi GUPTA

[FP1887] - A Unique Case Of Iridal Lymphoma Diagnosed By Anterior Chamber Tap Cytology

Chief & Presenting Author : Sneha BUDANIA, S26039 , Co-Author(s) : anu SEHRAWAT, Anurag NARULA, Mehta ANUJ

[FP1965] - Infrequent Manifestations Of Toxocara – Two Similar Tales, But Never Alike

Chief & Presenting Author : Manan MISTRY, M29606 , Co-Author(s) : Puja MAITRA

[FP2042] - Ocular Surface Squamous Neoplasia

Chief & Presenting Author : Aman KUMAR, K29408 , Co-Author(s) : Shazia ARRIN

[FP2097] - Adult Onset Retinoblastoma - A Diagnostic Dilemma

Chief & Presenting Author : Naintara CHOUHAN, N25895, Co-Author(s) : Shivani JOSHI, Abhishek KUMAR, Bhavna CHAWLA

[FP2130] - Treatment Of Post-Surgical Lymphedema Of The Lower Eyelid Following Maxillary Carcinoma

Chief & Presenting Author : Pallavi SINGH, S19000

[FP2192] - Analysis Of Clinicopathological Correlation In Orbital &ocular Adnexal Tumors In A Tertiary Hospital

Chief & Presenting Author : Bijnya Birajita PANDA, P12215, Co-Author(s) : PRIYADARSHINI MISHRA, Debasish SADANGI

[FP2278] - Multi-Modal Treatment Is Effective In Orbital Rhabdomyosarcoma(Rms)

Chief & Presenting Author : Ashwitha ALVA, A26787 , Co-Author(s) : Santosh G HONAVAR, Sonal P YADAV, Harika REGANI

[FP2281] - Case Report: Resolution Of Orbital Pseudotumor Associated Proptosis And Vision Impairment With Ivmp

Chief & Presenting Author : Anuradha BISHNOI, A28307, Co-Author(s) : Agarwal MANOJKUMAR, Sujata Sanjay CHAHANDE

[FP2556] - Periocular Basal Cell Carcinoma

Chief & Presenting Author : Urmila RAWAT, U29236 , Co-Author(s) : Nikita ANDHALE, Fatema LOKHANDWALA, Shivangi SINGH

[FP2625] - Circumferential Peri-Punctal Nevus: Management With Radiofrequency-Assisted Excision

Chief & Presenting Author : Puneet JAIN, J20178

Optics / Refraction / Contact Lens

[FP190] - Efficacy Of Smartphone-Based Exercises With Modified Glasses In The Treatment Of Fusion Weakness

Chief & Presenting Author : Amit MOHAN, M11516 , Co-Author(s) : Manju GAJRAJ

[FP416] - Comparison Of Refractive Status Using Subjective And Objective Methods

Chief & Presenting Author : Markandeya SINGH, S26624 , Co-Author(s) : Deepanjan GHOSH

[FP732] - Effect Of Virtual Reality Calibrated At 50mm On Accommodation, Convergence And Phoria

Chief & Presenting Author : Sourabh PATWARDHAN, P11250

[FP1214] - Low Concentration Atropine For Myopia Progression Study (Lamp)

Chief & Presenting Author : Shivangi Trehan JAWA, S28585, Co-Author(s) : Somesh RANJAN, Sarita AGARWAL, Sumbul FATIMA

[FP1993] - Complex Interplay: Generation Z And Myopia Progression

Chief & Presenting Author : Pankaj CHOUDHARY, C08132 , Co-Author(s) : Tanisha MITTAL, Ankita BAGHEL

[FP2048] - Outcome Of Miniscleral Contact Lenses In Corneal Diseases: Our Experience

Chief & Presenting Author : Jaya KAUSHIK, K12383 , Co-Author(s) : RISHI SHARMA, Alok SATI, Sumit GOYAL Orbit & Oculoplasty

[FP226] - A Case Of Orbital Pseudotumor Presenting As Myositis

Chief & Presenting Author : Sanjeev Kumar YUMNAM, Y29439 , Co-Author(s) : K. SRIKANTH

[FP237] - Orbital Entomophthoromycosis In An Infant - A Rare Occurrence

Chief & Presenting Author : Neelam PUSHKER, P08584 , Co-Author(s) : Gagandeep SINGH, Seema KASHYAP, Suman Kumari MEENA

[FP610] - Patch Grafting For Scleral Stability: A Game Changer

Chief & Presenting Author : Khushboo SHEORAN, K23893, Co-Author(s) : Rajat SHARMA, Divya SRIVASTAVA, Urmil CHAWLA

[FP623] - One Arrow Multiple Targets

Chief & Presenting Author : Mayuri BORAH, M25634

[FP649] - Carotid Cavernous Fistula: An Uncharacteristic Course

Chief & Presenting Author : Shani P.S., S14722 , Co-Author(s) : Bindu S. AJITH, Vazhipokkil Anju CHANDRAN

[FP799] - A Case Of Papillary Carcinoma Of Thyroid Presenting As Thyroid Eye Disease

Chief & Presenting Author : Soumya NARAYANAN, S20124, Co-Author(s) : Lakshmi CHERUNGOTTIL, Raju K.V.

[FP953] - Role Of 0.03% Bimatoprost In Seborrheic Blepharitis Induced Milphosis Or Eyelash Loss In Children

Chief & Presenting Author : Surabhi SHALINI, S15578 , Co-Author(s) : Rita HANSARIA

[FP978] - A Paradigm Shift Combating Graves Ophthalmopathy By Monoclonal Antibodies-A Systematic Meta-Analysis

Chief & Presenting Author : Dhrubojyoti SARKER, S18247

[FP987] - Efficacy Of Intracanalicular Ciprofloxacin Ointment In Canalculitis As An Alternative To Surgery

Chief & Presenting Author : Surabhi SHALINI, S15578 , Co-Author(s) : Kanchan SHARMA

[FP998] - Ocular And Palpebral Manifestations Of Facial Palsy Among Healthy Young Individuals

Chief & Presenting Author : Shruti MUDEBIHAL, S21118 , Co-Author(s) : Anchal TRIPATHI, Avinash MISHRA

[FP1014] - An Extraorbital A-V Malformation

Chief & Presenting Author : SANJANA, S26050 , Co-Author(s) : Shweta VERMA

[FP1064] - Surgical Curveball: Granuloma Reaction In Sling Surgery

Chief & Presenting Author : Sweety DHANIA, S25260 , Co-Author(s) : Divya SRIVASTAVA, Lalita RANI, Urmil CHAWLA

[FP1154] - Conjunctival Nevus: A Rare Case And Its Management

Chief & Presenting Author : Rajat SHARMA, S29602 , Co-Author(s) : Divya SRIVASTAVA, Khushboo SHEORAN, Urmil CHAWLA

[FP1348] - A Mysterious Case Of Bloody Tears In A Young Boy

Chief Author : Teena Mariet MENDONCA, Presenting Author : Purna AHUJA, P28514, Co-Author(s) : Gladys RODRIGUES

[FP1366] - Concurrent Suprachoroidal & Vitreous Haemorrhage: A Rare Ocular Manifestation Of Severe Dengue Fever

Chief & Presenting Author : Prabhjot SINGH, S26439 , Co-Author(s) : Sankalp SETH, Bhupesh BHATKOTI

[FP1439] - The Elusive Cyst

Chief & Presenting Author : Neeraja VARMA, N29536 , Co-Author(s) : ANNIRUDH GUPTA, Samhitha H.R.

[FP1451] - Central Retinal Artery Occlusion As The Presenting Manifestation Of Rhino-Orbital Mucormycosis

Chief & Presenting Author : Pritam Madhukar BAWANKAR, B20198 , Co-Author(s) : Gunjan RATHI, Yogesh JIBHAKATE, Vishakha WADIBHASME

[FP1500] - Congenital Fibrosis Of Extra Ocular Muscles- A Rare Case

Chief & Presenting Author : Fatema LOKHANDWALA, MMC 2021066180 , Co-Author(s) : SIMRAN, Urmila RAWAT, Tanushree SINGH

[FP1537] - Perils Of Functional Endoscopic Sinus Surgery

Chief & Presenting Author : Varsha Backiavathy T., V17338, Co-Author(s) : Kirthi KOKA

[FP1870] - Variable Spectrum Of Orbital Dermoid Cysts - What To Adapt, What To Avoid?

Chief & Presenting Author : Roliika BANSAL, R21494 , Co-Author(s) : Santosh G. HONAVAR

[FP1972] - Congenital Kissing Nevus

Chief & Presenting Author : Yamini MANIKTALA, Y25590 , Co-Author(s) : Tarjani DAVE

[FP2291] - Multimodal Management Of Bilateral Upper Eyelid Vitiligo

Chief & Presenting Author : Adit GUPTA, G15376 , Co-Author(s) : Prerana TAHILIANI

[FP2365] - Assessment Of Outcomes Of Adjuvant Radiotherapy In Solitary Fibrous Tumour

Chief & Presenting Author : Ashwitha ALVA, A26787 , Co-Author(s) : Vijay Anand REDDY, Roliika BANSAL

[FP2377] - Peri Ocular Hematoma- A Trickster

Chief & Presenting Author : Soumya NARAYANAN, S20124

[FP2445] - Thyroid Eye Disease In Children

Chief Author : Usha R., Presenting Author : Atulyakruti GUPTA, A24019, Co-Author(s) : Atulyakruti GUPTA

[FP2562] - Auto Enucleation Of Eye Following Trauma

Chief & Presenting Author : Shweta VERMA, S25262 , Co-Author(s) : anu SEHRAWAT, Dharmendra SINGH, Sneha BUDANIA

[FP2564] - Spontaneous Expulsive Suprachoroidal Hemorrhage: A Case Report

Chief & Presenting Author : Abijith Vasan KUMARAN, Co-Author(s) : Shinisha Paul BRAVIAN, Anantha Lakshmi C.K., Shankar CHOKKALINGAM

Pediatric Ophthalmology

[FP48] - Association Of Digital Device Usage And Dry Eye Disease In School Children

Chief & Presenting Author : Ashish PANDEY, P23247

[FP93] - Macular Parameters In Unilateral Amblyopia: Optical Coherence Tomography Study

Chief & Presenting Author : Rishikesh MAYEE, M12687 , Co-Author(s) : Rinkle Shankar GAWANDE

[FP141] - Managing Myopia Progression With 0.01% Atropine/1% Cyclopentolate After 1% Atropine Drops Allergy

Chief & Presenting Author : Mihir Trilok KOTHARI, K08617

[FP169] - Neonatal Orbital Cellulitis: A Case Report

Chief & Presenting Author : Yogita PHADKE, P09248 , Co-Author(s) : Shruti SONWANE, Abhidnya SURVE, Tammewar Ajaykumar MAROTIRAO

[FP185] - Assessment Of Amblyopia Prevalence & Risk Factors Using Spot Vision Screener In School Children

Chief & Presenting Author : Siddharam JANTI, J14066 , Co-Author(s) : mali kalpana RAMANNA, Raghavendra Rao KOLAVALI, Raja A.M.

[FP189] - Posterior Optic Buttonholing (Pobh) In Cases Of Compromised Anterior Capsule In Pediatric Cataract

Chief & Presenting Author : Amit MOHAN, M11516 , Co-Author(s) : Manju GAJRAJ

[FP323] - Ophthalmic Manifestations In Children With Type 1 Congenital Glycosylation Disorder: A Case Report

Chief & Presenting Author : Gourav LALLA, L27941 , Co-Author(s) : Anju MEENA, Akshay MOHAN

[FP482] - Effect Of Congenital Cataract On Development Of Axial Length In Pediatric Patients In Northern India

Chief & Presenting Author : Neha ADLAKHA, A17734 , Co-Author(s) : Manpreet KAUR

[FP557] - “timely Snips, Clearer Sights” Management Of Ankyloblepharon Filiforme Adnatum

Chief & Presenting Author : Swathi A R, S27680 , Co-Author(s) : Supriya SHETTY

[FP566] - Efficacy Of Ortho K Contact Lens In Controlling Myopia Progression In Indian Children

Chief & Presenting Author : Prajna GHOSH, P23164 , Co-Author(s) : Sumitha MUTHU, Jyoti MATALIA

[FP568] - Understanding Strabismus And Amblyopia In Preterm Children -Types And Contributing Factors

Chief & Presenting Author : Nayana G, N25023 , Co-Author(s) : SHABEEBA KANNAMBALATH, Soumya NAMBIAR, Leila MOHAN

[FP595] - Perceptual Learning With Hand-eye Coordination As An Effective Tool For Managing Amblyopia

Chief & Presenting Author : Abhik SAHAY, S24053 , Co-Author(s) : Riddhi SHAH, Ronak PAREKH, Shreya SHAH

[FP644] - Role Of Ophthalmologist In Multidisciplinary Management Of Osteogenesis Imperfecta

Chief & Presenting Author : Anjali SINGH, A19677 , Co-Author(s) : Priyanshi AWASTHI, Anju SINGH, Kanchan SINGH

[FP761] - Evaluating The Utility Of Multimodal Chatgpt-4 In Detecting Strabismus Using Anterior Segment Images

Chief & Presenting Author : Kirandeep KAUR, K19199 , Co-Author(s) : Bharat GURNANI

[FP774] - A Rare Case Of Osteogenesis Imperfecta And Coxpd With Ocular Manifestation

Chief & Presenting Author : Anjali SINGH, A19677 , Co-Author(s) : Kanchan SINGH

[FP929] - Bitot’s Spots, Vitamin A Deficiency And Axenfeld Rieger Malformation

Chief & Presenting Author : Arnav PANIGRAHI, P25912 , Co-Author(s) : Viney GUPTA, Shikha GUPTA

[FP1048] - Compliance To Atropine For Myopia Progression And It’s Socioeconomic And Behavioral Determinants

Chief & Presenting Author : Rohan ARORA, A27640 , Co-Author(s) : Saranya SETTU, Akila CHANDRASEKARAN, Ankita BISANI

[FP1204] - Comprehensive Care In Lawrence Moon Biedl Bardet Syndrome

Chief & Presenting Author : Urmila RAWAT, U29236 , Co-Author(s) : Fatema LOKHANDWALA, SIMRAN, Suresh RAMCHANDANI

[FP1218] - Extra Large Haemangioma Of Upper Eye Lid

Chief & Presenting Author : Agarwal Mahesh CHANDRA, A05808

[FP1409] - Cvi Range:key Tool To Assess Improvement After Early Intervention: Does It Correlate With Mri

Chief & Presenting Author : Soveeta Souravee RATH, R16806, Co-Author(s) : Suma GANESH

[FP1716] - Results Of Late Probing For Congenital Nasolacrimal Duct Obstruction

Chief & Presenting Author : Kuldeep Kumar SRIVASTAVA, S06431

[FP1844] - A Cluster Of Familial Absorbed Congenital Cataracts: Six Paediatric Cases Within A Short Timeframe

Chief & Presenting Author : Ruchi AGARWAL, R24694 , Co-Author(s) : Aparajita CHAUDHARY

[FP1878] - Hyphema In Newborn Post Birth Trauma Following Forceps Delivery

Chief & Presenting Author : AMITA, A25825 , Co-Author(s) : Yogita GUPTA

[FP1897] - A Rare Case Of Strabismus – Cyclic Esotropia – Presentation And Management

Chief & Presenting Author : Bhargavi PIDUGU, B29636 , Co-Author(s) : Sunanda NANDI

[FP1911] - Incidence Of Aggressive Rop And Management With Biosimilar Ranibizumab And Laser In Eastern India
Chief & Presenting Author : Bhaskar GHOSH, G21687 , Co-Author(s) : Moazzam PARVEZ, Jasmeet CHANDI, Sudipta DAS

[FP1919] - Bilateral Persistent Hyperplastic Primary Vitreous: A Rare Case Report

Chief & Presenting Author : Gautam JAIN, J23519 , Co-Author(s) : Abhishek SAGAR, Ashok RATHI, Jyoti DESWAL

[FP2240] - Visual Rehabilitation Of Cases Of Oculo Cutaneous Albinism

Chief & Presenting Author : Vaishali Lalit UNE, V08862

[FP2248] - The Droopy Eye Enigma- A 2year Old Mysterious Droop

Chief & Presenting Author : Ritika GOEL, R29018 , Co-Author(s) : S.Aisha RAZA, Dimple THACKER

[FP2259] - A Rare Case Of Lawrence Moon Bardet Biedl Syndrome At A Tertiary Care Center In Uttar Pradesh

Chief & Presenting Author : Lakkshya Bhramaresh SHARMA, S29647 , Co-Author(s) : J.L. GOYAL, Arpita SINGH, Sanchita GUPTA

[FP2458] - A Crystal In Eye :a Rare Case Of Microspherophakia

Chief & Presenting Author : GULAFSHAN KHANAM, G28056, Co-Author(s) : SHAMSHODDIN

[FP2476] - Refractive Error And Strabismus Profile In Treated Rop Infants At An Indian Tertiary Care Eye Center

Chief & Presenting Author : Anushree BAID, A27726 , Co-Author(s) : Soveeta Souravee RATH

[FP2504] - Title- Oculomotor Abnormalities And Surgical Outcome Of Esotropia In Type 3 Gaucher's Disease Child

Chief & Presenting Author : Bhargavi PIDUGU, B29636 , Co-Author(s) : Sunanda NANDI

[FP2512] - Isolated Lens Coloboma With Congenital Cataract -A Rare Case

Chief & Presenting Author : Nayana G, N25023 , Co-Author(s) : Soumya NAMBIAR, Leila MOHAN

[FP2568] - Different Eye Injuries In Children: A Hospital-Based Study

Chief & Presenting Author : Rajneel BHATTACHARJEE, B23857 , Co-Author(s) : Namrata SHREE

Refractive Surgery

[FP13] - Comparing Outcomes Of Trans-Epithelial Surface Ablation To Femto Lasik For High Myopia Surgery

Chief & Presenting Author : Vinod Kumar ARORA, A03232, Co-Author(s) : Devanshu ARORA

[FP28] - To Analyze Clinical Outcomes Of Lasik Done Using Phorclides Analytical Engine (Pae) For Planning

Chief & Presenting Author : Tanvi HALDIPURKAR, H14494 , Co-Author(s) : Mayuri PHATAK

[FP180] - Clinical Outcomes Of New Wavefront Optimized Advance Surface Ablation-Streamlight For High Myopia

Chief & Presenting Author : Vinod Kumar ARORA, A03232, Co-Author(s) : Devanshu ARORA

[FP443] - Visual Outcomes Of Phakic Toric Intraocular Lens For The Treatment Of Myopic Astigmatism

Chief & Presenting Author : Ravi Chandra K, K19872 , Co-Author(s) : JAMES

[FP518] - Spectacle Independence In Corneal Ectasias- A Case Report

Chief & Presenting Author : Anshul GARG, A25799 , Co-Author(s) : Sanjay CHAUDHARY

[FP642] - Keratoconus Progression Prediction Using Deep Learning Methods

Chief & Presenting Author : Rashmi DESHMUKH, D17345 , Co-Author(s) : Pravin K VADDAVALLI

[FP1501] - Comparison Of White To White Measurement In Patients Undergoing Implantable Collamer Lens (Icl)

Chief & Presenting Author : Vaishal P. KENIA, K06970

[FP1551] - Comparison Of Corneal Biomechanics In Femto Lasik And Clear

Chief & Presenting Author : Vaishal P. KENIA, K06970

[FP2314] - Femto-Lasers Induced Lenticular Hyper Burns: Concept Analysis

Chief & Presenting Author : D Lionel RAJ, L16453

[FP2610] - The Change In Astigmatism And Vision Related Quality Of Life- Before And After Lasik Surgery

Chief & Presenting Author : Medha Mahendra BHAGAT, M27989 , Co-Author(s) : SHRUTI CHANDEL, Neha PATIL, Khushbu LILHARE

[FP2656] - Managing Implantable Collamer Lens Complications: A Case Report Of High Vault In Hyperopic Eye

Chief & Presenting Author : Shritu SHAIL, S24171 , Co-Author(s) : Kumar ANSHUMAN, Gaurav LUTHRA

[FP2657] - Implantation Of Toric Icl (Ticl) In Keratoconus Patients: A Vision Correction Solution

Chief & Presenting Author : Shritu SHAIL, S24171 , Co-Author(s) : Kumar ANSHUMAN, Gaurav LUTHRA

Squint

[FP76] - Alignment Outcome In A Case Of Exotropic Bilateral Duane's Syndrome With Downshoot

Chief & Presenting Author : Rishikesh MAYEE, M12687

[FP78] - Complex Strabismus Following Covid Vaccination

Chief & Presenting Author : Rishikesh MAYEE, M12687 , Co-Author(s) : Hennaav Kaur DHILLON

[FP138] - Management Of Monocular Elevation Deficiency By Modified Nishida's Procedure

Chief & Presenting Author : Mukesh PATIL, P18952 , Co-Author(s) : Arun SINGHVI, Divya SINGH

[FP486] - A Unique Case Of Congenital Isolated Superior Rectus Palsy

Chief & Presenting Author : Teena Mariet MENDONCA, M14105 , Co-Author(s) : Sri Vaishnavi BHAMIDIPATI, Gladys RODRIGUES

[FP496] - A Rare Case Of Bilateral Exotropic Duane's Retraction Syndrome With Overshoots And Its Outcomes

Chief Author : Shrutakirty PARIDA, Presenting Author : Aanchal SINGHAL, A29308, Co-Author(s) : Subhangi SAHU, Manisha CHOUDHARY, Srinidhi N.

[FP503] - Association Of Comitant Esotropia With Myasthenia Gravis: An Unusual Association

Chief & Presenting Author : Bharat ARORA, A25909 , Co-Author(s) : Shashi Nath JHA, Anita GANGER

[FP511] - Step By Step Success In Monocular Elevation Deficiency

Chief & Presenting Author : Divya SRIVASTAVA, D28101, Co-Author(s) : Urmil CHAWLA, Khushboo SHEORAN, Deepshikha YADAV

[FP551] - Does 'all-Patients-Adjustable-Suture' Technique Improve The Outcomes Of Pediatric Squint Surgeries?

Chief & Presenting Author : Mihir Trilok KOTHARI, K08617, Co-Author(s) : vivek RATHOD

[FP673] - Evaluation Of Functional & Cosmetic Outcome After Surgical Correction Of Monocular Elevation Defect

Chief & Presenting Author : Neena R, M12228 , Co-Author(s) : MARIAN PAULY

[FP854] - Ptosis And Strabismus Surgically Managed In Cpeo

Chief & Presenting Author : Leila MOHAN, M13437 , Co-Author(s) : SHABEEBA KANNAMBALATH, K. Ramachandra BHAT, Nayana G

[FP1069] - Tackling Re-Operation Challenges In A Case Of Complex Congenital Squint With Dysinnervations

Chief & Presenting Author : Priya GOYAL, P22820 , Co-Author(s) : Priya GOYAL

[FP1522] - Nasal Transposition Of Split Tendon Lateral Rectus Muscle For Complete Iii Nerve Palsy

Chief & Presenting Author : Kuldeep Kumar SRIVASTAVA, S06431

[FP1647] - Intermittent Exotropia Presenting As Abnormal Head Posture- A Rare Presentation

Chief & Presenting Author : Latika PANDEY, L22792 , Co-Author(s) : Priyanka ., Akshay MOHAN, Siddharth AGRAWAL

[FP1659] - Superior Rectus Muscle Transposition For The Treatment Of Esotropic Duane Retraction Syndrome

Chief & Presenting Author : Kuldeep Kumar SRIVASTAVA, S06431

[FP1801] - Asoct Measurement Of Lid Of Horizontal Recti And Its Correlation With Comitant Horizontal Strabismus

Chief & Presenting Author : Ankita MAAN, A27623 , Co-Author(s) : Siddharth AGRAWAL

[FP1836] - Vertical, Torsional And Horizontal Diplopia In Orbital Wall Fractures-clinical Profiles And Outcomes

Chief & Presenting Author : Divya MOTWANI, D24125 , Co-Author(s) : Manjushree BHATE

[FP2080] - Navigating Postoperative Hurdles: Epithelial Inclusion Cyst In Strabismus Surgery

Chief & Presenting Author : Pooja PATEL, P23042 , Co-Author(s) : Shailja TIBREWAL

[FP2242] - Uncommon Presentation Of Two Completely Different Types Of Superior Oblique Anomalies In Siblings

Chief & Presenting Author : Pooja PATEL, P23042 , Co-Author(s) : Shailja TIBREWAL

[FP2467] - Resolving Third Nerve Palsy Following Trauma: An Unusual Example Of Inverse Duane's Sign!

Chief Author : Kavitha V., Presenting Author : Shivangi SHARMA, S28686, Co-Author(s) : Pravallika PENUGONDA

[FP2600] - Progressive Myopia Linked To Acquired Acute Comitant Esotropia-An Uncommon Occurrence

Chief & Presenting Author : Reena GUPTA, G12626 , Co-Author(s) : Neebha ANAND, Sanskriti AGARWAL, Chekitaan SINGH

Trauma

[FP575] - 'a Rider's Tale' - Post Traumatic Intraocular Hair-Retention:an Unusual Case Of Ocular Trauma

Chief & Presenting Author : Pragya PRATHAMA, P28592 , Co-Author(s) : SITIKANTHA PANDA, Prasanta Kumar NANDA

[FP592] - Comparative Study Of Astigmatism Following Open Globe Injuries According To Zones Of Injury

Chief & Presenting Author : Dolly DHANUKA, D24054 , Co-Author(s) : Abhik SAHAY, Vedant RAJORIYA, Dilipkumar BATRA

[FP815] - Limbal Tear Repair – Visual Outcomes And Prognosis

Chief & Presenting Author : Prerana A SHETTY, P22588 , Co-Author(s) : Divya TARA, Falguni ROY, Sushank BHALERAO

[FP835] - A Challenging Task To Remove A Large Metallic Non-Magnetic Intra-Ocular Foreign Body (Iofb)

Chief & Presenting Author : Arvind KUMAR, K21704 , Co-Author(s) : Rutuja VAKIL, Abhik SAHAY, Dolly DHANUKA

[FP916] - Risk Factors And Pattern Of Ocular Injuries Due To Road Traffic Accident Tertiarycarecentrejharkhand

Chief & Presenting Author : Rashmi TIRKEY, R29088 , Co-Author(s) : Vatsala KUNWAR, Lalhmimgawii C, Deepak Marianus LAKRA

[FP965] - Visual Consequences Of Bird Beak-Related Ocular Trauma In Southern India

Chief & Presenting Author : Falguni ROY, F25754 , Co-Author(s) : Divya TARA

[FP968] - Ocular Siderosis Due To Intraocular Foreign Body- A Case Report

Chief & Presenting Author : Tuhina MISHRA, T27954 , Co-Author(s) : Ajay Kumar SHUKLA, Pranjal JAIN, Smita SINGH

[FP1004] - Domestic Environment Injury- A Study To Evaluate Visual Prognosis Caused By Pressure Cooker Injury
Chief & Presenting Author : Sowjanya VUYURU, S26333 ,
Co-Author(s) : Falguni ROY, Divya TARA

[FP1249] - Ocular Ischemia Associated With Late Onset Direct Carotico-Cavernous Fistula Post Trauma
Chief Author : Dhivya V, Presenting Author : Sandra Maria JOHNY, S29516, Co-Author(s) : Rajalakshmi A.R.

[FP1325] - Blunt Trauma Triple Procedure: Cataract Extraction With Pupiloplasty With Iridopexy
Chief & Presenting Author : Nibha MISHRA, M15398 , Co-Author(s) : Apjit KAUR, Priyanshi PRIYA

[FP1424] - Title- A Case Report Of Orbito-Cranial Foreign Body
Chief & Presenting Author : Lalita RANI, L28861 , Co-Author(s) : Nidhi SHARMA, Gautam JAIN, Jyoti DESWAL

[FP1506] - Cat Bite - Induced Ocular Trauma In Children: A Clinical Overview
Chief & Presenting Author : Megha AIRY, M29598 , Co-Author(s) : Vinod Kumar SINGH, Santosh I KUMAR

[FP1558] - Knowledge, Attitude & Practice Regarding Ocular Protection Among Welders Of Chota Nagpur
Chief & Presenting Author : Vatsala KUNWAR, V29049 , Co-Author(s) : Rashmi TIRKEY, Jennifer GAGRAI, Rahul PRASAD

[FP1706] - A Prospective Study Of Eyelid Injuries
Chief & Presenting Author : Ananya HOTA, A26811

[FP2158] - “nick And Release” – A Novel Approach For Barbed Fish Hook Injury Of The Eyelid In A Child
Chief & Presenting Author : Niruban G, G19570 , Co-Author(s) : Janani R

[FP2375] - Different Ocular Manifestations Of Blunt Trauma To The Eye
Chief & Presenting Author : Rajneel BHATTACHARJEE, B23857 , Co-Author(s) : Namrata SHREE

[FP2538] - Oops Jack Is Out Of The Box
Chief & Presenting Author : Aishee MITRA, A29662 , Co-Author(s) : Sujata Sanjay CHAHANDE, Purva VALVEKAR-DATE

[FP2546] - Firecracker-Associated Ocular Injury: 6-Year Trend From A Tertiary Eyecare Hospital In Eastern India
Chief & Presenting Author : Raj Shekhar PAUL, P20239

[FP2646] - Outcome Of Primary Agv Implantation In Angle Recession Glaucoma In Ocular Trauma In Indian Eyes
Chief & Presenting Author : Jaya KAUSHIK, K12383 , Co-Author(s) : Sumit GOYAL, Ankita SINGH, Maj Gen J.K.S. PARIHAR

Uvea

[FP10] - A Rare Case Of Choroidal Neovascular Membrane In Presumed Ocular Histoplasmosis Syndrome
Chief & Presenting Author : Kanwaljeet Harjot MADAN, M13586 , Co-Author(s) : Jaswant Singh THIND, Sangeet MITTAL

[FP209] - First Contact Investigations In Patients With Uveitis
Chief & Presenting Author : Anuja PATIL, A22314 , Co-Author(s) : Pradeep VENKATESH

[FP255] - Pathological Changes In Retinal Pigment Epithelium In Enucleated Uveitic Eyeballs
Chief & Presenting Author : Dipankar DAS, D08987

[FP263] - Perplexing Case Of Choroidal Granuloma Mimicking As Acute Retinal Necrosis
Chief & Presenting Author : Ankita SHARMA, A25992 , Co-Author(s) : Deepa SHARMA

[FP300] - “specular Microscopy Spotlight: Corneal Endothelium In Recurrent Uveitis Vs. Healthy Eyes”
Chief & Presenting Author : Shivi JAIN, S28167 , Co-Author(s) : vineeta PAI, Sri GANESH, Namita ANAGOL

[FP318] - Unraveling The Mysterious Hues: A Rare Case Of Sectoral Heterochromia Iridis
Chief & Presenting Author : Kanishk SINGH, S23561 , Co-Author(s) : Puja Hingorani - BANG, Sagarika SNEHI, Rajesh PATTEBAHADUR

[FP352] - Role Of Oral Methyl Prednisolone In Vkh Not Responding To Oral Prednisolone
Chief & Presenting Author : Akshi SHARMA, A24565 , Co-Author(s) : Megha GULATI, Dhruv GOYAL

[FP439] - The Diagnostic Journey From Tumour To Tuberculosis
Chief & Presenting Author : Mahima KAUSHAL, M28643 , Co-Author(s) : Subina NARANG

[FP570] - Co-Occurrence Of Doyme’s Dominant Drusen With Macular Retinoschisis
Chief & Presenting Author : Tanya JAIN, T19190 , Co-Author(s) : Pallavi GOEL

[FP764] - Unveiling A Novel Case Of Rhizobium Endophthalmitis Post-Trauma: Insights And Interventions
Chief & Presenting Author : Kirandeep KAUR, K19199 , Co-Author(s) : Bharat GURNANI

[FP873] - Refractory Necrotizing Scleritis And Puk With Wegener’s Granulomatosis - Battling For Remission
Chief & Presenting Author : Samendra KARKHUR, K16065

[FP888] - Clinical Profile And Management Outcomes Of Vogt-Koyanagi-Harada (Vkh) Disease In Western India
Chief & Presenting Author : Kirti JAISINGH, K15734 , Co-Author(s) : Manjari TANDON, Nikhil AGRAWAL, Kavita Rajan BHATNAGAR

[FP896] - A Rare Case Of Papilloedema With Subretinal Fluid & Intraretinal Precipitates In A Case Of Syphilis

Chief & Presenting Author : Madhusmita MAHAPATRA, M26994 , Co-Author(s) : Ankit AHIR, Dipankar DAS

[FP1000] - One Eye Two Presentations - A Challenging Case Of Serpiginous-Like Choroiditis Of Viral Etiology

Chief & Presenting Author : Shubhangi GOEL, S28727 , Co-Author(s) : Sara RIZVI, Prathibha HANDE, Padmamalini MAHENDRADAS

[FP1041] - A Case Of Systemic Lupus Erythematosus With Anterior Uveitis As Presenting Feature

Chief & Presenting Author : Mihika DUBE, D19157 , Co-Author(s) : PRIYANKA

[FP1051] - Dexamethasone Implant In The Management Of Tubercular Serpiginous-Like Choroiditis With Mdr Tb

Chief & Presenting Author : Aishwaraya K, A24561 , Co-Author(s) : Tanya JAIN, Manisha AGARWAL

[FP1217] - Topiramate-induced Uveal Effusion With Myopia Without Angle Closure: A Case Report

Chief & Presenting Author : Harsh Vardhan SINGH, S20121, Co-Author(s) : Ratul Charan DEKA, Swatishree NAYAK, Iva Rani KALITA

[FP1257] - Toxoplasma Retinochoroiditis In A Young Female Patient. A Case Study

Chief & Presenting Author : Alla Harshita CHOWDARY, A29579 , Co-Author(s) : Sikander Ali Khan LODHI

[FP1263] - A Rare Cause Of Vision Loss In A Child

Chief & Presenting Author : Gladys RODRIGUES, R16962 , Co-Author(s) : Sri Vaishnavi BHAMIDIPATI

[FP1396] - Association Of Vitamin D Levels With Non-Infectious Uveitis

Chief & Presenting Author : Celeste HAZARIKA, C28859 , Co-Author(s) : Tapan GOGOI

[FP1400] - Take A Close Look Behind - A Case Report Of Unusual Presentation Of Hla B27 Associated Uveitis

Chief & Presenting Author : Charu SAGAR, C21833 , Co-Author(s) : Chirag KALRA, Amit MEHTANI

[FP1422] - An Unusual Occurrence Of Stromal Keratitis In Dengue Fever

Chief & Presenting Author : Pritam Madhukar BAWANKAR, B20198 , Co-Author(s) : Gunjan RATHI, Yogesh JIBHAKATE, Vishakha WADIBHASME

[FP1435] - Cnmv- Is It Inflammatory Or Not ?

Chief & Presenting Author : R GAYATHRI, G26873 , Co-Author(s) : S. Bala MURUGAN

[FP1574] - Can Bilateral Hypopigmented Iris Atrophy Be A Clue To Herpetic Panuveitis?

Chief & Presenting Author : Suhani PATEL, S25637 , Co-Author(s) : G. Nageswar RAO

[FP1823] - Acute Retinal Necrosis After Chicken Pox With Real Time Polymerase Chain Reaction Correlation

Chief & Presenting Author : Arkaprava PRADHAN, P21723, Co-Author(s) : Jyotirmay BISWAS

[FP2078] - Role Of Preop Steroids In Enhancing Cataract Surgery Outcomes In Fuchs Heterochromic Iridocyclitis

Chief & Presenting Author : Deepthi RAVICHANDRAN, D28168 , Co-Author(s) : Namita ANAGOL

[FP2128] - Compressive Case Analysis: A Presentation On Choroiditis

Chief & Presenting Author : Ankur SHARMA, S27730 , Co-Author(s) : Harshit BANSAL, Sakshi LOCHAB

[FP2146] - Expect The Unexpected: A Case Series Of Atypical Ocular Toxoplasmosis

Chief & Presenting Author : Karishma TENDULKAR, K27138, Co-Author(s) : Sai Bhakti SUKLA, Ankush KAWALI

[FP2232] - Trends Of Granulomatous Uveitis In North-East India

Chief & Presenting Author : Henal JAVERI, H21867 , Co-Author(s) : Dipankar DAS, Suklengmung BURAGOHAIN

[FP2254] - Case Report: Ocular Tuberculosis Presenting As Sclerouveitis

Chief & Presenting Author : R GAYATHRI, G26873 , Co-Author(s) : S. Bala MURUGAN

[FP2363] - Clinical And Etiological Pattern Of Anterior Uveitis In Southern Assam: A Hospital Based Study

Chief & Presenting Author : Namrata SHREE, N23855 , Co-Author(s) : Rajneel BHATTACHARJEE

[FP2567] - Leptospirosis Neuroretinitis- Diagnosis And Management In A Secondary Eye Care Centre

Chief & Presenting Author : Priyadarshini PALANIYAPPAN, P21564

[FP2571] - Unveiling The Mystery: Asymmetrical Vogt-Koyanagi-Harada Disease

Chief & Presenting Author : APOORVA PANDEY, Co-Author(s) : Vrushali ATHAVALA

[FP2615] - Strategic Management Of A Rare Case Of Presumed Tubercular Combined Anterior And Posterior Scleritis

Chief & Presenting Author : Chekitaan SINGH, S12627 , Co-Author(s) : Ishwar SINGH, Amol GANVIR, Reena GUPTA

Vitreous Retinal Diseases

[FP38] - Serious Ocular Adverse Events With Intravitreal Brolicizumab

Chief & Presenting Author : Mrinalini SINGH, M26521 , Co-Author(s) : Srishti KHULLAR, Pradeep KUMAR, Sanjay Kumar MISHRA

[FP88] - Recurrent Delayed Fulminant Endophthalmitis With Occlusive Retinitis Post Vitrectomy

Chief & Presenting Author : Bhuvan CHANANA, C11372

[FP148] - Honey Comb Sign Of Silicon Oil Bubbles On Iol

Chief & Presenting Author : Sharat HEGDE, H15551 , Co-Author(s) : Shruthi PAI

[FP153] - Unveiling The Uncommon: A Rare Encounter With Choroidal Melanoma

Chief & Presenting Author : ESHANI, E27255 , Co-Author(s) : Anil SOLANKI, Hina KAUSER, Vishnu Swarup GUPTA

[FP271] - Spotting A Torpedo : A Rare Macular Phenomenon

Chief & Presenting Author : SIMRAN, S28255

[FP379] - A Case Series On Infectious Retinitis

Chief & Presenting Author : Siddhi THAKUR, S27577 , Co-Author(s) : Samyak MULKUTKAR

[FP423] - A Rare Case Of Traumatic Multidrug Resistant Serratia Marcescens Endophthalmitis In A Young Child

Chief & Presenting Author : Anushree NAIDU, A21360 , Co-Author(s) : Shraddha YADAV, Tripti SARAOGI, Charu GUPTA

[FP508] - Demographic And Clinical Profile Of Eales' Disease In North And North-East India

Chief & Presenting Author : Lokesh JAIN, J09551 , Co-Author(s) : Kshemya JAIN, Harsha BHATTACHARJEE, Garima JAIN

[FP546] - 'a Sixer To Remember'- A Case Of Stargardt's Disease: An Incidental Finding In Blunt Trauma Of Eye

Chief & Presenting Author : Pragya PRATHAMA, P28592 , Co-Author(s) : Prasanta Kumar NANDA, SITIKANTHA PANDA

[FP578] - One Shot Dexamethasone Implant To Treat Bilateral Cystoid Macular Edema In Case Of Gyrate Atrophy

Chief & Presenting Author : Jaydeep WALINJKAR, W12020, Co-Author(s) : Afroz Qasim PATEL

[FP580] - Role Of Anti-Vegf In The Treatment Of Peripheral Exudative Hemorrhagic Chorioretinopathy

Chief & Presenting Author : Jaydeep WALINJKAR, W12020, Co-Author(s) : Afroz Qasim PATEL

[FP604] - Purtscher's Retinopathy- A Rare Case Report And Literature Review

Chief & Presenting Author : Raja A.M., R17097 , Co-Author(s) : Siddharam JANTI

[FP637] - A Rare Case Of Hemi-Central Retinal Artery Occlusion With Well Preserved Central Visual Acuity

Chief & Presenting Author : Shruti HEGDE, H13607 , Co-Author(s) : Shweta PATIL, Swetank SHEKHAR

[FP707] - Cytomegalovirus Retinitis With Serial Complications Of Endophthalmitis And Retinal Detachment In HIV

Chief & Presenting Author : Vikas AMBIYA, A20150 , Co-Author(s) : Divya KOCHHAR

[FP720] - Hemorrhagic Orbital Proptosis Unveils Hidden Glanzmann's Thrombasthenia In Stickler Syndrome

Chief Author : Vivek WANI, Presenting Author : Tanu BHANOT, T26964, Co-Author(s) : Daisy VISHWAKARMA, Deepashri MUTALIK, Shivanand BUBANALE

[FP725] - Presentation And Management Of Post-Traumatic Sphingomonas Paucimobilis Endophthalmitis

Chief & Presenting Author : Abhidnya SURVE, S18120 , Co-Author(s) : Shruti SONWANE, Yogita PHADKE

[FP824] - A New Staging System For Eales' Disease Based On The Clinicopathological Correlation

Chief & Presenting Author : Arvind KUMAR, K21704 , Co-Author(s) : Dolly DHANUKA, Avani CHUDASAMA, Deepak TIWARI

[FP842] - To Analyse Superiority Of Nir-Af Imaging Over Baf In Diagnosing Adult-Onset Vitelliform Lesions

Chief & Presenting Author : Bristi MAJUMDAR, B26308 , Co-Author(s) : Rupak ROY, Sourav PADHI, Amrita PRADHAN

[FP855] - Unravelling The Mysteries Of Uveal Effusion Syndrome Associated With Uveitis

Chief & Presenting Author : Eliza ANTHONY, A14799 , Co-Author(s) : Prabu BASKARAN, P.SAVITHIRI

[FP884] - The Hidden Threat: Non- Paraneoplastic Autoimmune Retinopathy

Chief & Presenting Author : Yadav ALKA, Y23664 , Co-Author(s) : Isha AGARWAL

[FP912] - Sub-Foveal Choroidal Thickness Variations In Pre-Eclampsia Studied With Edi-Oct And Its Impact

Chief & Presenting Author : Samendra KARKHUR, K16065 , Co-Author(s) : Richa NYODU

[FP921] - Rapid Progression To Bilateral Combined Mechanism Retinal Detachment In Fulminant Viral Retinitis

Chief Author : Samendra KARKHUR, Presenting Author : Kanika SINGH, K28432, Co-Author(s) : Fazal KHAN, Sabir MOHAMMED

[FP962] - A Rare Case Of Ocular Manifestation Of SLE

Chief Author : Lokesh JAIN, Presenting Author : Kshemya JAIN, Co-Author(s) : Garima JAIN

[FP1035] - Bilateral Post Traumatic Purtscher Retinopathy

Chief & Presenting Author : SANJANA, S26050 , Co-Author(s) : Shweta VERMA, Hardik KHURANA

[FP1039] - Surgical Management Of Ocular Complications Following Ozurdex® Implant: A Case Series Of 4 Patients

Chief & Presenting Author : Akshita GHIYA, A27231

[FP1141] - Aplastic Anemia Presenting As Retinal Roth Spots

Chief & Presenting Author : ABHISHEK, A17806 , Co-Author(s) : Prabhakar SINGH

[FP1155] - Transient Feathery Cataract Post Vitreoretinal Procedures

Chief & Presenting Author : Harshita GARG, H29590 , Co-Author(s) : Bharti ARYA, Rahul BHATIA, Sarita BERI

[FP1208] - Demographic Profile And Management Of Branch Retinal Vein Occlusion

Chief & Presenting Author : Sumbul FATIMA, S29095 , Co-Author(s) : Somesh RANJAN, Sarita AGARWAL, Shivangi Trehan JAWA

[FP1215] - Unusual Case Of Gyrate Atrophy With Normal Ornithine Levels : Diagnostic And Clinical Insights

Chief Author : Santosh MAHAPATRA, Presenting Author: Shraddha SHATAPARBA, S28654, Co-Author(s) : Nidhi SINHA, Pooja DASH, Smruti Ranjan DETHI

[FP1224] - "from Blurred Vision To Brain Tumour" A Unique Diagnostic Journey In A 41 Year Old Female

Chief Author : Deepashri MUTALIK, Presenting Author : Tanu BHANOT, T26964, Co-Author(s) : Shivanand BUBANALE, Rohini D K, Vivek WANI

[FP1284] - A Case Of Central Serous Retinopathy Following Electrocutation Injury

Chief Author : Kavitha K, Presenting Author : Monisha CHARLES, M28220, Co-Author(s) : Thasneem SURAIYA

[FP1317] - Association Of Lipid Profile With Diabetic Retinopathy In Cases Of Csme

Chief & Presenting Author : Gagandeep KAUR, G29267 , Co-Author(s) : Shivangi Trehan JAWA

[FP1411] - Evaluation Of Octa Parameters In Branch Retinal Vein Occlusion Following Ranibizumab Biosimilar

Chief & Presenting Author : Punita Kumari SODHI, S06682, Co-Author(s) : Amung HAGE, APOORVA

[FP1413] - Acute Photic Retinopathy Following Laser Exposure: Case Report On Diagnosis, Treatment, And Recovery

Chief & Presenting Author : Bhavini JARIWALA, B17069 , Co-Author(s) : Amit PANDEY

[FP1433] - Intravitreal Clindamycin As First Line Therapy For Toxoplasmic Retinochoroiditis

Chief & Presenting Author : Shruti Phoolchand PATIL, S25349

[FP1456] - Evaluation Of Octa Parameters In Central Serous Choroidretinopathy Following Ranibizumab Biosimilar

Chief & Presenting Author : Punita Kumari SODHI, S06682 , Co-Author(s) : Kartika ANAND, Avilasha MOHAPATRA

[FP1468] - To Enhance The Potential Of Bbg Contrast For Staining Of The ILM Using A Stain-pick-stain Method

Chief & Presenting Author : Shruti Phoolchand PATIL, S25349 , Co-Author(s) : Nishikant BORSE

[FP1520] - Fighting With An Unknown Enemy!

Chief Author : Shilpa G., Presenting Author : Shrini JOGALEKAR, S28665, Co-Author(s) : Akanksha PANDIT, Pradeep B CHANNAVEERAPPANAVAR, Pradeep SAGAR

[FP1538] - Purtscher Like Retinopathy-Leading To The Cause!!

Chief & Presenting Author : Nabila SADIA, N27604

[FP1544] - Outcomes Of Primary Versus Deferred Secondary IOL Implantation After Eventful Cataract Surgery

Chief & Presenting Author : Ashwini KULKARNI, A24974 , Co-Author(s) : Jashandeep SINGH, Jyothirmai GATTU, Niroj Kumar SAHOO

[FP1596] - Sub Macular Detachment As A Biomarker Of Therapeutic Outcomes In Brvo:a Prospective Cohort Study

Chief & Presenting Author : Lathika Vasu KAMALADEVI, K14419 , Co-Author(s) : Divya Ravindran PALLIKKARA

[FP1606] - Simultaneous Combined Branch Retinal Artery And Retinal Vein Occlusion : 2 Edges Of A Single Sword

Chief & Presenting Author : Yogita CHAURASIA, C17750 , Co-Author(s) : Kishori Lal GUPTA, Swarna Biseria GUPTA

[FP1622] - A Case Report: Crao Its Management And Side Diagnosis Of Leukemia

Chief & Presenting Author : Ashis GHOSH, G13333 , Co-Author(s) : (Col) Rajendra Prasad GUPTA, Saurabh PURI, Kanchan SAWANT

[FP1669] - Variable Response Of Aflibercept In Pcv (Polypoidal Choroidal Vasculopathy)

Chief & Presenting Author : Kapil BARANGE, B13142

[FP1672] - Efficacy Of Intravitreal Dexamethasone Implant In Branch Retinal Vein Occlusion

Chief & Presenting Author : Latika PANDEY, L22792 , Co-Author(s) : Ritesh VERMA, Monika DAHIYA, Jitender KUMAR

[FP1683] - Novel Insight Into Welding Arc Injury

Chief & Presenting Author : Shilpi ARYA, S24841 , Co-Author(s) : Sandeep SAXENA

[FP1686] - Retinitis Pigmentosa Misdiagnosed As Retrobulbar Neuritis

Chief & Presenting Author : Vidush RATAN, R29745 , Co-Author(s) : Nishant YADAV

[FP1696] - Choroidal Osteoma: A Case Series Of Diverse Presentations

Chief & Presenting Author : Apurva STHAPAK, A22854 , Co-Author(s) : Syed Mohideen Abdul KHADER

[FP1749] - Melting The Frost: A Rare Case Of Frosted Branch Angiitis

Chief & Presenting Author : Aditya SHARMA, S25369 , Co-Author(s) : AMITA, Neha Chawla GULIANI, Sarita BERI

[FP1788] - Inverted ILM Flap Vs ILM Peeling In Macular Hole

Chief & Presenting Author : Kapil BARANGE, B13142

[FP1799] - Fundus Dystrophies; A Demographic Analysis In A Tertiary Care Hospital In Eastern India

Chief & Presenting Author : Priyanka MOHANTY, P29246 , Co-Author(s) : Sony SINHA, Roshan KUMAR, Zeba KHANAM

[FP1805] - An Atypical Case Of Optic Neuritis Associated With Widespread Retinal Hemorrhages In A Young Patient

Chief & Presenting Author : Sumeet PATIL, P17131

[FP1829] - Retinoschisis : A Case Report

Chief & Presenting Author : Vidush RATAN, R29745 , Co-Author(s) : Nishant YADAV, swati SAINI

[FP1831] - Cystoid Macular Edema Following Treatment With Nab Paclitaxel For Breast Carcinoma -A Case Series

Chief & Presenting Author : Swathi NAREN, S29642 , Co-Author(s) : Archana DHANDAPANI, Kavitha M, K. SURESH

[FP1833] - Case Series Of Eccentric Macular Holes

Chief & Presenting Author : Kusumanjali NAKKINA, K23225, Co-Author(s) : G. V. N. Rama KUMAR

[FP1843] - The Story Of A Giant Retinal Dialysis Grd) Taken As Tear(Grt)-To Each It's Own Management!!

Chief & Presenting Author : Sindhuja SRINIVASAN, S22769

[FP1857] - Medusa's Gaze: Neovascularization In Chorioretinal Scar

Chief & Presenting Author : Alaka PIDAPARTHY, A25767 ,
Co-Author(s) : C. V. Gopala RAJU, Lohith RAMBARKI

[FP1875] - Retinal Rescue In A Case Of Neurofibromatosis

Chief & Presenting Author : Kanishk SINGH, S23561 , Co-Author(s) : Snehal NIMJE, Oinam Somapika DEVI, Sagarika SNEHI

[FP1879] - Blinding Manifestation Of Sle Induced Bilateral Retinal Vasculitis In A Young Female

Chief & Presenting Author : Archana DHANDAPANI, A26561, Co-Author(s) : Sandhya SHANBAGARAJAN, Kannan MUTHUSWAMY, SARAVANAN RAVINDRA

[FP1882] - Many Faces Of Congenital Hypertrophy Of Retinal Pigment Epithelium (Chrpe)

Chief & Presenting Author : Ruju UNADKAT, R26855 , Co-Author(s) : Farnaz YAZEER

[FP1912] - "multisystem Manifestations In A Patient With Stickler Syndrome: A Comprehensive Case Report"

Chief & Presenting Author : Geetanjali CHHAPARIA, G29539, Co-Author(s) : SANTOSH KUMAR, Sonam VERMA, Arti SINGH

[FP1995] - Morphological Indices Of Macular Holes In Oct Records At A Tertiary Centre In Eastern India

Chief Author : Sony SINHA, Presenting Author : Sheel MESHRAM, S28657, Co-Author(s) : Sony SINHA, Roshan KUMAR

[FP2010] - Unravelling Gucy2d Gene Mutation: Genotypic And Phenotypic Characterisations In An Indian Cohort

Chief & Presenting Author : Karishma TENDULKAR, K27138, Co-Author(s) : Anand VINEKAR, Arkasubhra GHOSH, Poornachandra B.

[FP2126] - Visual Gains With Primary & Secondary Iris Claw Implantation: Insights From A Tertiary Eye Centre

Chief Author : Shilpa Yeliyur DEVEGOWDA, Presenting Author : Nisha R PILLAI, N29571

[FP2209] - From Theory To Practice: Treatment Outcomes In Cases Of Retinal Artery Macroaneurysms

Chief & Presenting Author : Shubham VASAWADE, V29462, Co-Author(s) : Mohan RAJAN, Supriya DABIR, Arthi M

[FP2230] - Mutiple Peds In A Patient With Nephrotic Syndrome

Chief & Presenting Author : Nikita GUPTA, N21344 , Co-Author(s) : Shweta SINGH, Prachi Abhishek DAVE, Dinesh TALWAR

[FP2258] - Ocular Tuberculosis Unveiled: The Brvo Imposter

Chief & Presenting Author : SIMRAN, S28255 , Co-Author(s) : Shivangi SINGH

[FP2262] - Prevalence And Risk Factors For Armd By Screening Above 50 Years Of Age In Tertiary Care Centre

Chief & Presenting Author : Nitish Kumar MARSHAL, M27353, Co-Author(s) : Ashish BHARTI, Priya SUMAN, Komal SONI

[FP2298] - Exudative Retinal Detachment In Preeclampsia – A Rare Entity

Chief & Presenting Author : SHRUTI CHANDEL, S28991 , Co-Author(s) : Shruti BISEN, Medha Mahendra BHAGAT, Pranjal JAIN

[FP2351] - A Prospective Study Of Management Rhegmatogeous Retinal Detachment With Choroidal Detachment

Chief Author : Hemalatha B.C., Presenting Author : GULAFSHAN KHANAM, G28056, Co-Author(s) : Ravi BYPAREDDY, Shilpa Yeliyur DEVEGOWDA, Shashidhar S.

[FP2379] - Vascularised-Serous Pigment Epithelial Detachment In Age Related Macular Degeneration

Chief & Presenting Author : Sriram RAVIKUMAR, R30236 , Co-Author(s) : George J. MANAYATH

[FP2396] - Outcome Of Segmental Scleral Buckling Without Encircling Bands In Sectoral Rrd

Chief & Presenting Author : Suhani PATEL, S25637 , Co-Author(s) : G. Nageswar RAO

[FP2435] - Bilateral Congenital Macular Coloboma-Case Report

Chief & Presenting Author : Priyadarshini PALANIYAPPAN, P21564

[FP2439] - A Rare Case Of Paradoxical Worsening Of Tubercular Serpiginous Like Choroiditis With Episcleritis

Chief & Presenting Author : Hiteshi JAIN, H26257

[FP2462] - : A Rare Case Of Persistent Fetal Vasculature In An Adult Female And Its Surgical Management

Chief & Presenting Author : Hiteshi JAIN, H26257 , Co-Author(s) : Bhakti GADE, Avinash INGOLE

[FP2494] - Arterial Occlusion In A Case Of Tractional Retinal Detachment

Chief & Presenting Author : Priyanka GANDHI, P24734 , Co-Author(s) : Chaitra JAYADEV, Santosh Gopi Krishna GADDE

[FP2592] - Intravitreal Ranibizumab Therapy In Treatment Of Macular Oedema Secondary To Retinal Vein Occlusion

Chief & Presenting Author : Anwasha BANERJEE, A27013 , Co-Author(s) : Moushumi MAJUMDER

[FP2596] - Managing Peripheral Exudative Haemorrhagic Chorioretinopathy (Pehcr) In A One-Eyed Patient

Chief & Presenting Author : Chekitaan SINGH, S12627 , Co-Author(s) : Amol GANVIR, Ishwar SINGH, Reena GUPTA

[FP2658] - Intra Ocular Hemorrhage In A Treated Choroidal Melanoma (One-Eyed Patient)

Chief Author : Shritu SHAIL, Presenting Author : Kumar ANSHUMAN, A22026, Co-Author(s) : Shritu SHAIL

KIOSK - Videos

Anterior Segment

[VT4] - Red Flags In Manual Small Incision Cataract Surgery With Pre-Mature Entry & Lessons Learned

Chief & Presenting Author : Shalini Kumari, S11779

[VT5] - Sudden Extension Of Capsulorhexis In Intumescent Cataract: How To Manage **Chief & Presenting Author : Shalini Kumari, S11779**

[VT6] - Conquering Pcr - Anterior Vitrectomy: What To Do & What Not To Do: Lessons Learned

Chief & Presenting Author : Shalini Kumari, S11779, Co-Author(s) : Shalini Kumari

[VT7] - Pearls For Management Of A Morgagnian Cataract By Phacoemulsification **Chief & Presenting Author : Shalini Kumari, S11779**

[VT8] - Navigating The Learning Curve: My Experience With Implantable Collamer Lens **Chief & Presenting Author : Himani Chatterjee, H24905**, Co-Author(s) : Pratyush, Saranya Biswas, Partha Biswas

[VT18] - Overcoming The Challenges In Phacoemulsification Of A Morgagnian Cataract: Iol Scaffolding Technique **Chief & Presenting Author : Aditi Singh, S16943**

[VT25] - Paradigms In Surgical Treatment Of Congenital/ Primary Infantile Glaucoma. **Chief & Presenting Author: Walimbe Prasad Bhalchandra, B05834**, Co-Author(s) : Walimbe Tejaswini Prasad

[VT26] - Refractive Lens Exchange In High Myopia **Chief & Presenting Author : Rakesh Kumar Bansal, B03804**, Co-Author(s) : Nishat Bansal

[VT32] - Bouncer To The Eye - Navigating Our Way Through The Twists And Turns Of The Capsular Bag

Chief & Presenting Author : Savitri Deval, S22046, Co-Author(s) : Priyamvada Bhasin, Purendra Bhasin

[VT39] - Traumatic Iridodialysis With Cataract **Chief & Presenting Author : Nisha Ahuja, A13515**, Co-Author(s) : Pushkal Katara

[VT41] - A Small Twig – Turning Into Nightmare **Chief & Presenting Author : Shital Nannaware, S26287**

[VT42] - Modified Kestenbaum Procedure- Killing Two Birds With One Stone **Chief & Presenting Author : Rishikesh Mayee, M12687**, Co-Author(s) : Rinkle Shankar Gawande

[VT48] - Aphakic Pupiloplasty **Chief & Presenting Author : Nisha Ahuja, A13515**, Co-Author(s) : Dhara Patel

[VT58] - Tiny Eyes, Big Miracles: Navigating Pediatric Traumatic Cataract Surgery With Precision And Care **Chief & Presenting Author : Ghantasala Suparna, S08683**, Co-Author(s) : Bhogi Rahul

[VT60] - A Tale Of Two Cases Of Cataract Surgery In Pseudophakic Eyes

Chief & Presenting Author : Nisha Ahuja, A13515, Co-Author(s) : Vrushabh Malani

[VT64] - Management Of Ocular Trauma By Cattle Horn Injuries

Chief & Presenting Author : Vedant Rajoriya, R25522, Co-Author(s) : Nikita Balani, Shreya Shah, Mehul Shah

[VT65] - Title: Capsulorhexis In Difficult Capsules: Different Approaches

Chief & Presenting Author : Vedant Rajoriya, R25522, Co-Author(s) : Riddhi Shah, Shreya Shah, Mehul Shah

[VT67] - Title: Ectopic Intraocular Lens- An Unusual Complication Of Cataract Surgery **Chief & Presenting Author : Vedant Rajoriya, R25522**, Co-Author(s) : Riddhi Shah, Mehul Shah, Shreya Shah

[VT80] - Stealthy Shimmies: Ways To Remove The Hiding Last Nucleus Piece **Chief & Presenting Author : Rakhi P Dcruz, R20600**

[VT81] - Zepto Cataract Maladies **Chief & Presenting Author : Maneck Nicholson, N12948**, Co-Author(s) : Pankaj Dongre, Sushank Bhalariao, Pratik Gogri

[VT82] - Overcoming Challenges Of Capsulotomy In Anterior Lenticulus

Chief & Presenting Author : Maneck Nicholson, N12948, Co-Author(s) : Uma Thigale, Pankaj Dongre, Pratik Gogri

[VT86] - An Intraoperative, Neophyte Gonioscopist's Videographic Atlas With Focal Points For Effective Migs

Chief & Presenting Author : Prasanna Venkatesh Ramesh, R19173, Co-Author(s) : Sathyan Parthasarathi, Shruthy Vaishali Ramesh, Pavithra Pannerselvam

[VT89] - Surprise Beneath The Scleral Patch Graft **Chief & Presenting Author : Aseera Momin, A22855**, Co-Author(s) : Anand Balasubramaniam, Meena Gopinath Menon

[VT92] - Standing Tall: An Innovative Approach For Cataract Surgery In Severe Kyphoscoliosis

Chief & Presenting Author : Sonam Yangzes, Y16805, Co-Author(s) : Divya Vani Challa, Chintan Singh (Malhotra), Amit Gupta

[VT93] - Novel Tenzel Modification For Eyelid Reconstruction **Chief & Presenting Author : Md. Shahid Alam, A17947**, Co-Author(s) : Vivek Singh

[VT94] - Hydroexpression- A Novel Technique To Deliver Nucleus In Small Incision Cataract Surgery

Chief & Presenting Author : Sumit Varshney, V19295, Co-Author(s) : Laxman Singh Jhala

[VT95] - 'rotational-Flap Technique" For Pterygium Surgery **Chief & Presenting Author : Sumit Varshney, V19295**, Co-Author(s) : Laxman Singh Jhala

[VT97] - ‘sewing Machine’ Technique For Gross Iridodialysis Repair

Chief & Presenting Author : Sumit Varshney, V19295 , Co-Author(s) : Laxman Singh Jhala

[VT99] - Hooks,rings And Segments In Traumatic Cataract Surgery

Chief & Presenting Author : Sumit Varshney, V19295 , Co-Author(s) : Laxman Singh Jhala

[VT100] -Phakic Intraocular Lenses- Managing Intraoperative Flips And Postoperative Twists

Chief & Presenting Author : Manpreet Kaur, K18920 , Co-Author(s) : J. S. Titiyal

[VT106] - Small Incision For Big Impact- A Showcase Of Manual Sics In Challenging Situations

Chief & Presenting Author : Rishikesh Mayee, M12687

[VT108] - Paediatric Canalicular Lacerations Following Dog Bites

Chief & Presenting Author : Nirupama Kasturi, N12194 , Co-Author(s) : Jayasri P, Kaviyapriya N

[VT109] - Different Shades Of Pediatric Cataract Surgery

Chief & Presenting Author : Rishikesh Mayee, M12687 , Co-Author(s) : Rinkle Shankar Gawande

[VT118] - Mirror Mirror On The Wall: A Lump In My Eye Visible To All !!

Chief & Presenting Author : Sowmya Peri, S20218 , Co-Author(s) : Bhanu Boddi, Yasaswini Vamaravalli, Nasrin

[VT121] - “hydro Implantation Of Intraocular Lenses: A Comprehensive Guide”

Chief & Presenting Author : Dineshkumar Nathalal Maru, M15363

[VT126] - All-In-One Led-Based Toric Solution Topographer

Chief & Presenting Author : Narendra Singh Verma, V11324 , Co-Author(s) : Ayush Singh Verma

[VT130] - The Posterior Iris Claw: Boon For Cataract Surgeon

Chief & Presenting Author : Jayashree Baruah, B11558 , Co-Author(s) : Sanjib Buragohain

[VT131] - The Sinking Titanic

Chief & Presenting Author : Jayashree Baruah, B11558 , Co-Author(s) : Sanjib Buragohain

[VT137] - Amniotic Membrane Grafting: A Game-Changer For Treating Ocular Surface Disorders

Chief & Presenting Author : Shweta Walia, S11145

[VT139] - What Else Can Go Wrong!

Chief & Presenting Author : Nishtha Khurana, K16392

[VT149] - Multi-Thickness Dsaek Graft – A Boon In Disguise

Chief & Presenting Author : Anchal Thakur, T15528 , Co-Author(s) : Sonam Yangzes, Amit Gupta, Muskaan Bansal

[VT151] - I Stent Inject Migs - Inserter Malfunction- Getting It Right With Backup **Chief & Presenting Author : Alokesh Ganguly, G12769**

[VT158] - The Quacking Sics

Chief & Presenting Author : Prajakta Paritekar, P16971

[VT159] - Revolutionizing Phacoemulsification Education: Utilizing 3d Printed Models **Chief Author : Dr Rohit Rao Rao, Presenting Author : John Davis Akkara, A19733**, Co-Author(s) : Charudutt Kalamkar, Dr Rohit Rao Rao

[VT162] - Managing Full Thickness Scleral Incisions In Sics: A Comprehensive Guide **Chief & Presenting Author : Dr Rohit Rao Rao, R16084** , Co-Author(s) : Bhavin Kumar Patel, Charudutt Kalamkar, Dr Jagadish Kumar

[VT163] - A Rescuer-Mastering Ctr Implantation

Chief & Presenting Author : Nasrin, N10860 , Co-Author(s): Alekhya Chennamsetty, Yasaswini Vamaravalli, Sowmya Peri

[VT165] - Phacoemulsification In Patients With Shaky Head: Ensuring Stability With Skilled Surgical Technique

Chief & Presenting Author : Manorama S. Baheti, B17406 , Co-Author(s) : Vishwa Nandha N R, Shishir Verghese

[VT166] - Optimizing Phacoemulsification Outcomes In Patients With Unilateral High Myopia **Chief & Presenting Author : Manorama S. Baheti, B17406** , Co-Author(s) : Vishwa Nandha N R, Shishir Verghese

[VT167] - A Novel Approach To Large Iris Cyst Management Using Biologic Fibrin Glue **Chief & Presenting Author : Sonam Yangzes, Y16805** , Co-Author(s) : Chintan Singh (Malhotra), Amit Gupta, Anchal Thakur

[VT178] - New Approach To Correct Large Angle Vertical Strabismus In Monocular Elevation Deficiency (Med)

Chief & Presenting Author : Prajna Ghosh, P23164 , Co-Author(s) : Sumitha Muthu, Jyoti Matalia

[VT179] - Why The Eye Is Always Up? A Systematic Approach To Tackle Congenital Fourth Nerve Paresis

Chief & Presenting Author : Prajna Ghosh, P23164 , Co-Author(s) : Sumitha Muthu, Jyoti Matalia

[VT183] - The 4-Flanged Hybrid Fixation Technique Is Used To Address The Dislocated Iol+ctr Bag Complex

Chief Author : Pereira Savio, Presenting Author : Prakhya R, P29547

[VT192] - Unexpected Incident: Handling An Iatrogenic Intralenticular Foreign Body **Chief Author : Pereira Savio, Presenting Author : Anargh V, A24641**, Co-Author(s) : Dhatri Karanam

[VT193] - Swift Treatment Saves Vision:late-Onset Endophthalmitis With Corneal Infiltrate Managed Successfully

Chief & Presenting Author : Sowmya Peri, S20218 , Co-Author(s) : Alekhya Chennamsetty, Yasaswini Vamaravalli, Nasrin

[VT197] - Intra-Operative Gonioscopy: Let’s Master The Skill For Ab-Interno Migs **Chief & Presenting Author : Sushma Tejwani, T07254** , Co-Author(s) : Ankit Shah

[VT198] - Primary Posterior Capsulorhexis & Posterior Optic Capture For A Case Of Complicated Pseudophakia

Chief & Presenting Author : Uma Shroff, U24416 , Co-Author(s) : Uday Ranchhoddas Gajiwala, Kavin Shroff

[VT200] - Ppc+ Pcr+ Twisted Haptic

Chief & Presenting Author : Vineeth B. Bhimshetty, B17563, Co-Author(s) : Prabhugouda B. Lingadalli, Vinut Anandi, Vijaylaxmi B

[VT202] - Management Of Subluxated Iols And Bag Complexes: We Can Fix It All **Chief & Presenting Author: Kumar Doctor, D03945** , Co-Author(s) : Shivani Pattnaik

[VT203] - To Fulfill Two Needs With One Deed

Chief & Presenting Author : Navaneeth Saggam, S28102, Co-Author(s) : Bala Saraswathy

[VT204] - Cionni's Effect Without Cionni Ring"- In The Bag Scleral Haptic Fixation In Subluxated Cataract

Chief & Presenting Author : Navaneeth Saggam, S28102

[VT206] - Wheel Chair Small Incision Cataract Surgery

Chief & Presenting Author : Navaneeth Saggam, S28102, Co-Author(s) : Bala Saraswathy

[VT208] - The Reverse Stroke: Hughes Tarsoconjunctival Flap For Upper Lid Reconstruction

Chief & Presenting Author : Shaifali Chahar, C17150 , Co-Author(s) : Santosh G. Honavar

[VT209] - 2.5 Mm Ball Tip Chopper To The Rescue Chief & Presenting Author : Anuj Kodhani, K23339

[VT210] - Approaches To Prevent Intraoperative Complications In Manual Small Incision Cataract Surgery (Msics)

Chief & Presenting Author : Prerana A Shetty, P22588, Co-Author(s) : Sowjanya Vuyyuru, Divya Tara, Sushank Bhalerao

[VT211] - Phacoemulsification In Complex Ocular Surface Disorders: A Video Series **Chief & Presenting Author : Jitender , J19117** , Co-Author(s) : Sonam Yangzes, Lekha Chandel, Byanjana Bashyal

[VT217] - Fluorescein-Guided Dacryops Excision Technique

Chief & Presenting Author : Vidhi Anklesaria, V25070 , Co-Author(s) : Swati Singh

[VT218] - Descemet's Detachment In Angle Closure Glaucoma During Trabeculectomy: A Surgical Odyssey

Chief & Presenting Author : Dodum Tara Tech, T24280 , Co-Author(s) : Shahinur Tayab, Sauvik Barua

[VT228] - Subluxated Cataract: Trans-Scleral Suturing Of The Haptic-Bag-Ctr.

Chief & Presenting Author : Gitanjali Sood, S15136 , Co-Author(s) : Sandeep Mahajan

[VT230] - Breakthrough Innovations In Corneal And Refractive Surgery: Enhancing Vision And Patient Outcomes

Chief & Presenting Author : Bharat Gurnani, G19198 , Co-Author(s) : Kirandeep Kaur

[VT231] - Pediatric Eye Care Reimagined: The Application Of Artificial Intelligence **Chief & Presenting Author : Kirandeep Kaur, K19199** , Co-Author(s) : Bharat Gurnani

[VT238] - Sics Is Not Redundant Yet: A Young Surgeon's Perspective

Chief & Presenting Author : Kanika Bhardwaj, K22138 , Co-Author(s) : Gaurav Bharti

[VT253] - Manual Dsek - A Video Bouquet Of Complex Surgeries Chief & Presenting Author : Karan Bhatia, B15311

[VT254] - Triple Procedures - Challenges During Lens Management

Chief & Presenting Author : Karan Bhatia, B15311 , Co-Author(s) : Ruchita Manaktala

[VT267] - Posterior Polar Cataract With Fluid Misdirection -Double Trouble

Chief & Presenting Author : Sourabh Patwardhan, P11250 , Co-Author(s) : Nidhi Patwardhan

[VT269] - Traumatic Pediatric Cataract Surgery With Intraocular Lens Implantation.

Chief & Presenting Author : Yogesh Jibhakte, J14842, Co-Author(s) : Pritam Madhukar Bawankar, Vishakha Wadibhasme

[VT270] - Isten: The Art And Science Of Getting It Right And Working

Chief & Presenting Author : Muralidhar Rajamani, R10440 Co-Author(s) : Chitra Ramamurthy

[VT271] - Study Of Hand Movements During Phacoemulsification

Chief & Presenting Author : Sourabh Patwardhan, P11250, Co-Author(s) : Priyanka Tumma, Komal Malgatte, Nidhi Patwardhan

[VT276] - Learning Lessons From The Longest Day Of A Young Dmek Surgeon **Chief & Presenting Author : Soham Basak, B16308** , Co-Author(s) : SK Basak

[VT277] - Try Try Till You Succeed- A Rhexis Nightmare In A Post Pk Eye

Chief & Presenting Author : Tanvi Haldipurkar, H14494 , Co-Author(s) : Suhas Haldipurkar

[VT278] - Decoding Dsaek And Parsplana Vitrectomy : Simultaneous Versus Sequential Approach

Chief & Presenting Author : Raghav Preetam Peraka, P21474, Co-Author(s) : Sudhakar Rao Peraka, Neha Sudhakar Peraka

[VT281] - Combined Trabeculectomy With Trabeculectomy In A Preterm Neonate With Congenital Ectropion Uveae

Chief & Presenting Author : Sagarika Snehi, S18159 , Co-Author(s) : Surinder S Pandav, Sushmita Kaushik

[VT283] - Let's Fill The Gap-Corneal Perforations And Management

Chief & Presenting Author : Madhuri Venigalla, V11845 , Co-Author(s) : Hir Soni

[VT285] - Behind The Blur : The Interface Interference
Chief & Presenting Author : Anahita Shroff, A27394 , Co-Author(s) : Nathiya Senthil Kumar, Seema Ramakrishnan, Prasanna Venkataraman

[VT291] - Refining Vision: Repairing Iridodialysis And Perfecting Pupils
Chief & Presenting Author : Poorva Kher, P25537 , Co-Author(s) : Shilpa Male

[VT296] - Wooden Wanderer: Inside The Lens's Realm **Chief & Presenting Author : Poorva Kher, P25537**

[VT297] - A Stitch In Time Saves Nine
Chief & Presenting Author : Madhu Shekhar, S13165 , Co-Author(s) : Meera Rahim

[VT298] - Triple Triumph: Comprehensive Management Of Traumatic Cataract With Sphincter Tear And Iridodialysis
Chief & Presenting Author : Sonam Yangzes, Y16805 , Co-Author(s) : Anchal Thakur, Amit Gupta, Jitender

[VT308] - Fibrosed Cataract - My Way Of Management
Chief & Presenting Author : Birendra Prasad Kashyap, K02624 , Co-Author(s) : Bibhuti B. Kashyap, Bharti Kashyap, Nidhi Gajendragadkar

[VT309] - Flacs In Subluxated Cataract
Chief & Presenting Author : Saumil K. Kothari, K11220 , Co-Author(s) : Sonia S Kothari

[VT310] - Unusual Complication Of Iris Hook In Cases Of Non-Dilating Pupil For Cataract Surgery.
Chief & Presenting Author : Birendra Prasad Kashyap, K02624 , Co-Author(s) : Bibhuti B. Kashyap, Nidhi Gajendragadkar, Bharti Kashyap

[VT311] - Cataract Surgery In Nanophthalmos With Posterior Synecchia
Chief & Presenting Author : Saumil K. Kothari, K11220 , Co-Author(s) : Sonia S Kothari

[VT312] - Hydro Dynamics And Removal Of Posterior Dislocated Cataract Or Iol For Anterior Segment Surgeons.
Chief & Presenting Author : Birendra Prasad Kashyap, K02624, Co-Author(s) : Bharti Kashyap, Nidhi Gajendragadkar

[VT315] - Mastering Dislocated Iols - Expert Tips
Chief & Presenting Author : Saumil K. Kothari, K11220 , Co-Author(s) : Sonia S Kothari

[VT329] - Tips And Tricks For Using Toric Iol In Pediatric Cataract Surgery
Chief & Presenting Author : Ajinkya V Deshmukh, D21582, Co-Author(s) : Geethanjali Chillal, Praveen Ramachandra Murthy, M. Ramakrishna Praveen

[VT333] - Post Traumatic Total Hyphema Drainage With Viscoelastics Dissection Technique. **Chief & Presenting Author : Divya Kesarwani, D15756** , Co-Author(s) : Mohanraj Muthukrishnan, Akshay Kumar

[VT340] - Surgical Strategies For Anterior Capsule Management In Pediatric Cataract **Chief Author : Iva Rani Kalita, Presenting Author : Harsh Vardhan Singh, S20121**

[VT349] - The Saviour -Bubble Trouble In Aphkic Dsaek
Chief & Presenting Author : Nasrin, N10860 , Co-Author(s): Alekhya Chennamsetty, Sowmya Peri, Talabhaktula Krishna

[VT352] - Secondary Iol Implantation In A Post Trauma Case With Deficient And Fibrosed Alc Margins
Chief & Presenting Author : Uma Shroff, U24416 , Co-Author(s) : Uday Ranchhoddas Gajiwala, Kavin Shroff

[VT375] - Dual Artificial Iris Implantation For Extensive Traumatic Iris Defect
Chief & Presenting Author : Prabhjot Singh, S26439 , Co-Author(s) : Vikas Ambiya, Vijay Kumar Sharma

[VT395] - Surgical Induced Necrotising Scleritis After Double Headed Pterygium Excision - A Catastrophe
Chief & Presenting Author : Pooja Jain, J16450 , Co-Author(s) : Roopashri Matada, Priyanka Sudhakar, Kalpana Babu Murthy

[VT401] - Femto Capsulotomy Blues
Chief & Presenting Author : Tushar Grover, G15580

[VT402] - Comparative Imaging In Micro-Invasive Glaucoma Surgery: Gonioscopy Vs Anterior
Chief & Presenting Author : Pavithra Pannerselvam, P26431 , Co-Author(s) : Shruthy Vaishali Ramesh, Prasanna Venkatesh Ramesh

[VT403] - Illuminate The Concealed; An Innovative Method For Identifying Schlemm's Canal **Chief Author: Rashmi Kumari, Presenting Author : Bhawesh Saha, S16436**, Co-Author(s) : Pankhudi Verma, Ravi Kumar

[VT410] - Post-Rk Phaco? Challenge Accepted!
Chief & Presenting Author : Riddhi Shethia, R27606

[VT411] - The Spectrum Of Eyelid Lesions - Benign To Malignant
Chief & Presenting Author : Rolika Bansal, R21494 , Co-Author(s) : Santosh G. Honavar

[VT412] - Simple To Complex – Plethora Of Surgical Techniques For Orbital Dermoids **Chief & Presenting Author : Rolika Bansal, R21494** , Co-Author(s) : Santosh G. Honavar, Kaustubh Mulay

[VT422] - Superonasal Trab In A Nanophthalmic Eye With Conjunctivoepiscleral Adhesion- Dual Site Phaco Trab
Chief & Presenting Author : Birjees Hakak, B24687

[VT426] - A Tale Of Tumbled Istent And Its Retrieval
Chief & Presenting Author : Surinder S Pandav, P08909 , Co-Author(s) : Faisal T. T., Srishti Agarwal

[VT432] - Overcome The Hurdles Of Intraoperative Gonioscopy To Master Migs
Chief & Presenting Author : Madhavi Ramanatha Pillai, M16856 , Co-Author(s) : Nimrita Gyanchand Nagdev, Shivam Gupta, Devendra Maheshwari

[VT435] - The Tiny Titan- Unique Case Of A Pediatric Hypertrophic Corneal Scar

Chief & Presenting Author : Aiswarya Sasi, A25844 , Co-Author(s) : Ananya P. R., Radhika Tandon

[VT438] - Innovative Approaches To Phacoemulsification
Chief & Presenting Author : Raveendra T, R07189

[VT439] - Forced Duction Test: Easy To Learn

Chief & Presenting Author : Lavanya G S, L20955 , Co-Author(s) : Anjali Khadia

[VT440] - Slit Magnofix;

Chief & Presenting Author : Navaneeth Saggam, S28102, Co-Author(s) : Shalini P.

[VT443] - Unusual, Bewildering Encounters With Malignant Glaucoma

Chief Author : Kirti Singh, Presenting Author : Arshi Singh, A20002, Co-Author(s) : Annu Joon, Kirti Singh

[VT444] - Visco Dispersive Assisted Management Of Posterior Polar Cataract In Sics. **Chief & Presenting Author : Dr Dev Kant, K19385** , Co-Author(s) : Roshan Kumar, Akshay Kumar, Sheel Meshram

[VT446] - Infero-Nasal Glaucoma Drainage Device (Gdd) In Silicon Oil Filled Eyes For Post Ppv Glaucoma

Chief & Presenting Author : Manik Sardana, S26334 , Co-Author(s) : Ashok Kumar Singh, Faisal T. T., Surinder S Pandav

[VT448] - The Magic Carpet

Chief & Presenting Author : Chhavi Gupta, C22112 , Co-Author(s) : Sangwan Virender S., Nikunj Patel, Sima Das

[VT449] - Double-Glued Tenons Patch Graft: Enhancing Healing In Peripheral Ulcerative Keratitis

Chief & Presenting Author : Rakshit Agrawal, A25272 , Co-Author(s) : Sangwan Virender S.

[VT450] - 'smile' Your Way To Clear Vision: Conquering The Hard Obstacles Of Soft Cataracts With Ease

Chief & Presenting Author : Tanmoy Vaidya, V27139 , Co-Author(s) : Naren Shetty

[VT456] - The Tale Of Broken 10-0 Nylon Suture During Trabeculectomy: Anchoring The Anchor

Chief & Presenting Author : Surinder S Pandav, P08909 , Co-Author(s) : Manik Sardana, Faisal T. T.

[VT457] - Minimally Invasive Intraocular Lens Exchange

Chief & Presenting Author : Sushma Tulava, S20226 , Co-Author(s) : Siddharth Dikshit, Sirisha Senthil

[VT464] - Tackling Thick Anterior Plaque During Phacoemulsification In Cataract With Retinitis Pigmentosa

Chief Author : Manisha Nada, Presenting Author : Sakshi Lochab, S23258

[VT466] - Phacoemulsification For Hard Cataracts In Corneal Leucomatous Opacity- A Learner's Perspective

Chief & Presenting Author : Rakshit Agrawal, A25272 , Co-Author(s) : O.P. Agrawal

[VT467] - Beyond The Cuts: Phacoemulsification Success In Radial Keratotomy Eyes **Chief Author : Chander Prabha,**

Presenting Author : Jitender Kumar, K13827, Co-Author(s) : Chander Prabha, Sonam Gill, Manisha Nada

[VT468] - Faster, Higher, Stronger! A Hitchhikers Phaco Surgeon's Guide To Becoming Better, Faster Surgeon

Chief & Presenting Author : Mazila Amin, M25462 , Co-Author(s) : Siddharth Dikshit

[VT476] - Battle Of The Bulge – Surgical Option For Acute Hydrops

Chief & Presenting Author : Sujatha Mohan, S07283 , Co-Author(s) : Mohan Rajan

[VT482] - 20/20 Unhappy Patients After Cataract Surgery - What Can Go Wrong **Chief & Presenting Author : Mohan Rajan, M02916** , Co-Author(s) : Sujatha Mohan

[VT484] - Cyst-Sational Surgery: Iris Cyst Cleared Away! Kid's Clear Day.

Chief & Presenting Author : Keerthi M Kartha, K24742, Co-Author(s) : Priyadarshini, Suruthi Nagarajan, Rajesh Prabu V

[VT488] - Role Of Peripheral Vision Centers In Fight Against Glaucoma.

Chief & Presenting Author : Shivam Gupta, G26379 , Co-Author(s) : Madhavi Ramanatha Pillai, Rama Krishnan R., Devendra Maheshwari

[VT490] - Piloting The Probe: Tribulations Of Phacoemulsification In A Beginner

Chief & Presenting Author : Madhuvanathi Mohan, M24093, Co-Author(s) : Sujatha Mohan

[VT493] - Beginner's Guide To A Successful Penetrating Keratoplasty

Chief & Presenting Author : Madhuvanathi Mohan, M24093 Co-Author(s) : Sujatha Mohan

[VT494] - Small Pupil Phaco Made Easy Using Made In India Pupil Expander

Chief & Presenting Author : Ankit Agrawal, A19699 , Co-Author(s) : Sameeksha Agrawal, Krishna Kumar Agrawal

[VT496] - Complicated Cataract With Occlusio Pupillae Managed Using Made In India Pupil Expander

Chief & Presenting Author : Ankit Agrawal, A19699 , Co-Author(s) : Sameeksha Agrawal, Krishna Kumar Agrawal

[VT497] - Acp Implantation Made Easy: A Video-Based Step By Step Guide

Chief & Presenting Author : Devendra Maheshwari, M12691 , Co-Author(s) : Madhavi Ramanatha Pillai, Rama Krishnan R., Shivam Gupta

[VT498] - Rookie Mistakes

Chief & Presenting Author : Nidhi Patwardhan, P15889

[VT501] - Conquering Hypermature Intumescent Cataracts - The Double Rhexis Method **Chief & Presenting Author :**

Ankit Agrawal, A19699 , Co-Author(s) : Sameeksha Agrawal, Krishna Kumar Agrawal

[VT505] - Sutureless Glueless Pterygium Surgery - The Autologous Blood Method

Chief & Presenting Author : Ankit Agrawal, A19699 , Co-Author(s) : Krishna Kumar Agrawal

[VT506] - Hemolacria : A Story Of Wiping Away Bloody Tears

Chief & Presenting Author : Jhalaksreemol K.V., J21478 , Co-Author(s) : Anjali Kiran

[VT509] - Mastering Adversaries: Management Of Leaking Filtering Bleb Using Scleral Rotational Autograft

Chief & Presenting Author : Devendra Maheshwari, M12691 , Co-Author(s) : Madhavi Ramanatha Pillai, Shivam Gupta, Vaidehi Raut

[VT514] - Slicing Through The Haze : Phacoemulsification In Lamellar Cataract

Chief Author : Mamta Verma , **Presenting Author : Jitender Kumar, K13827** , Co-Author(s) : Mamta Verma , Manish Kumar, Sonam Gill

[VT516] - Aadi Made Easy : A Video Based Step By Step Guide

Chief & Presenting Author : Devendra Maheshwari, M12691 , Co-Author(s) : Rama Krishnan R., Nimrita Gyanchand Nagdev, Shivam Gupta

[VT521] - Bleborhexis: An Atraumatic Method Of Removing Diasthetic Bleb .

Chief & Presenting Author : Shivam Gupta, G26379 , Co-Author(s) : Rama Krishnan R., Dodum Tara Tech, Devendra Maheshwari

[VT524] - Tissue Adhesives: Boon For Management Of Small Corneal Perforations **Chief & Presenting Author:**

Vaibhav Namdev, N24718 , Co-Author(s) : Manasi Tripathi, Manpreet Kaur, Silpa Lalij

[VT526] - Revive & Restore - A Technique Of "small Incision Scleral Refixation (Sisrf) For Rigid Iol's

Chief & Presenting Author : Nagesha Chokkahalli Krishnappa, N14515 , Co-Author(s) : Chaitra Jayadev, Soema Tebhla

[VT531] - Implantable Phakic Contact Lens (Iplc) For Pseudophakic Myopia : A 'piggy Back' Technique

Chief & Presenting Author : Devika Joshi, J17353 , Co-Author(s) : Sakshi, Vidyadhar Patwardhan, Joshi Shrikant Dinkar

[VT532] - The Mystical Vanish: Radiofrequency Vaporization Of Kissing Nevus Of The Eyelid

Chief & Presenting Author : Ruju Unadkat, R26855 , Co-Author(s) : Farnaz Yazeer, Santosh G. Honavar

[VT537] - Tripple Trouble

Chief & Presenting Author : Sudhakar Naidu Laveti, L26611 , Co-Author(s) : Madhu Uddaraju

[VT538] - Zepto Cataract Surgery And Premium Iols Implantation In Challenging Cases **Chief & Presenting**

Author : Suresh K. Pandey, P06502 , Co-Author(s) : Vidushi Sharma

[VT540] - Double Anterior, Single Posterior (Dasp) Delineation Technique For Correct Plane Dissection In Smile

Chief & Presenting Author : Vikas Veerwal, V18051 , Co-Author(s) : Deeksha Lochab

[VT543] - The Mystery Of The Lost Graft

Chief & Presenting Author : Isha Chaudhari, C17459

[VT545] - Torsional C-Chop

Chief & Presenting Author : Mishra Gaurav, M08074

[VT546] - Ex-Vivo And In-Vivo Animal Models To Study Regenerative Solutions To Corneal Ectasia

Chief & Presenting Author : Charuta Puranik, P13233 , Co-Author(s) : Jorge Alio del Barrio , Mario Nubile

[VT547] - Pterygo Bcl - A Pathbreaking Innovation To Achieve Zero Recurrence And Complications, Sutureless Too

Chief & Presenting Author : Arvind Kumar Morya, M17612

[VT548] - Fifteen Commandments To Guide Every Beginner Towards Excellence In Cataract Surgery

Chief & Presenting Author : Vikas Veerwal, V18051

[VT552] - "paradise Regained"

Chief & Presenting Author : Jebinth Brayan, B17187 , Co-Author(s) : Narayan Laxman Rajpal, Chinmay Mahatme, Vijayavarshcini Dhanasekaran

[VT555] - Late Spontaneous Rupture Of The Posterior Capsule

Chief & Presenting Author : Siddhartha Ghosh, G10373 , Co-Author(s) : Anuradha Chandra, Aniruddha Maiti

[VT556] - Intra Operative Hard Eye - A Wolf In A Sheep's Clothing.

Chief & Presenting Author : Bharathi Megur, M12298 , Co-Author(s) : Deepak Megur

[VT562] - Pciol Without Haptics In The Anterior Chamber: Exchange Through 2.8mm **Chief Author : Anchal Tripathi,**

Presenting Author : Atul Bhirud, B17395 , Co-Author(s) : Avinash Mishra, Anchal Tripathi, Mohini Agrawal

[VT567] - "chaos To Clarity"

Chief & Presenting Author : Jebinth Brayan, B17187 , Co-Author(s) : Narayan Laxman Rajpal, Chinmay Mahatme, Vijayavarshcini Dhanasekaran

[VT569] - A Wolf In Sheep's Clothing

Chief & Presenting Author : Arpita Khasnavis, A22591 , Co-Author(s) : Fernandes Merle

[VT570] - Phacoemulsification In A Cataract With Small Pupil – All You Wanted To Know!

Chief & Presenting Author : Goswami Anshuman, G06748

[VT574] - Iofb : Journey Of A Youngster From Counting Finger At 1 Meter To 6/6 Vision **Chief Author : Anchal Tripathi,**

Presenting Author : Atul Bhirud, B17395 , Co-Author(s) : Avinash Mishra, Anchal Tripathi, Mohini Agrawal

[VT575] - World's First Hydrophobic Preloaded Progressive Iol-With Excellent Depth Of Focus & No Dysphotopsia
Chief & Presenting Author : Arvind Kumar Morya, M17612,
Co-Author(s) : Satish Shet, Ramesh C.Shah, Jagdeep M. Kakadia

[VT576] - Multiple Interventions In Case Of Traumatic Subluxated Cataractous Lens With Iridodialis. **Chief & Presenting Author : Shweta verma, S25262** , Co-Author(s) : Sanjana, anu sehrawat, Harinder Singh Sethi

[VT578] - Atypical Iris And Ciliochoroidal Coloboma, Persistent Fetal Vasculature And Congenital Cataract. **Chief & Presenting Author : Deeksha Rani, D22318** , Co-Author(s) : Sudarshan Kumar Khokhar, Ms. Aishwarya Rathod

[VT580] - Endoilluminator-Assisted Management Of Acute Hydrops In Pmcd With Sutures And Intracameral Gas **Chief & Presenting Author : Prerana A Shetty, P22588**, Co-Author(s) : Divya Tara, Sowjanya Vuyyuru, Sushank Bhlerao

[VT583] - Revolutionizing Glaucoma Surgery: The Taco Technique For Ahmed Clear Path Implantation **Chief & Presenting Author : Sahebaan Sabharwal Sethi, S15008**

[VT586] - Iris Scaffold To The Rescue - To Alleviate Positive Vitreous Pressure During Tpk **Chief & Presenting Author: Ysaswini Vamaravalli, Y27542** , Co-Author(s) : Alekhyia Chennamsetty, Sowmya Peri, Nasrin

[VT587] - A Simplified Surgical Guide For B-Hex Pupil Expander For A Novice Surgeon **Chief & Presenting Author : Shruthy Vaishali Ramesh, R20509** , Co-Author(s): Prasanna Venkatesh Ramesh

[VT592] - How Hard Is It To Operate The Soft ? **Chief & Presenting Author : Goswami Anshuman, G06748**

[VT593] - Ai Phaco With Physiological Iop **Chief & Presenting Author : Mishra Gaurav, M08074**

[VT594] - Small Pupil Gives Me Shivers!! **Chief & Presenting Author - Ravish Vaishnav, V15527**

[VT597] - A Patch In Time Saves Nine!! **Chief & Presenting Author : Arpita Khasnavis, A22591** , Co-Author(s) : Anubha Rathi

[VT601] - Deroofing The Narrow Road By Magnifying Mirror In Different Case Scenarios – Gatt **Chief & Presenting Author : Nimrita Gyanchand Nagdev, N20550** , Co-Author(s) : Kavya Subramanian M.S, Dodum Tara Tech

[VT603] - My First Gatt (Gonioscopy-Assisted Transluminal Trabeculotomy) In A Child **Chief & Presenting Author : Manik Sardana, S26334** , Co-Author(s) : Anchal Gera, Surinder S Pandav, Sushmita Kaushik

[VT604] - Trishool The Triple Edge Wedge Chopper To Crack And Break Mature Hard Cataract **Chief & Presenting Author : Rajendra Prasad, P14714**

[VT605] - Femtolasar Assisted Cataract Surgery In Irido-Chorioretinal Coloboma! **Chief & Presenting Author : Amit Gupta, G07896** , Co-Author(s) : Chintan Singh (Malhotra), Byanjana Bashyal, Divya Vani Challa, Arpita Kulshrestha

[VT616] - Pole To Pole **Chief Author : Manav Setiya, Presenting Author : Ruchi Setiya, R24331**, Co-Author(s) : Ruchi Setiya

[VT618] - Petrificus Totalus **Chief & Presenting Author : Sanket Kulkarni, K21158** , Co-Author(s) : Shivangi Singh

[VT619] - Upper Eyelid Blepharoplasty – In A Nutshell **Chief & Presenting Author : Farnaz Yazeer, F26303** , Co-Author(s) : Subhav Pershad, Santosh G Honavar

[VT622] - Needle Assisted Circumferential Goniotomy In Primary Congenital Glaucoma For 360 Degree Goniotomy **Chief & Presenting Author : Anuja Patil, A22314** , Co-Author(s) : Dewang Angmo, Tanuj Dada

[VT623] - Modified Nishida's Procedure In Moebius Syndrome **Chief & Presenting Author : Sowmya R., S11824**

[VT625] - The Inseperables..! **Chief & Presenting Author : Bharathi Megur, M12298** , Co-Author(s) : Deepak Megur

[VT626] - How To Conquer The Ppc - Strategies For Phacoemulsification In Posterior Polar Cataract **Chief & Presenting Author : Goswami Anshuman, G06748**

[VT627] - Capsular Management In Paediatric Cataract- Tips And Tricks ! **Chief & Presenting Author : Prachi Agashe, A14607** , Co-Author(s) : Marushka Aguiar, Doshi Ashish

[VT628] - Dalk For Beginners: Mastering Stromal Dissection Techniques **Chief Author : Himanshu Matalia, Presenting Author : Krishnaja Mandava, K27129**, Co- Author(s) : Nandini C.

[VT629] - 'v' Pattern Strabismus In A Child With Bilateral Congenital Sixth Nerve Palsy **Chief & Presenting Author : Thasneem Suraiya, T13971** , Co-Author(s) : E. Indhumathi, Kavitha K

[VT630] - An Enigmatic Case Of Anterior Phpv **Chief & Presenting Author : Akshaya Balaji, A22362** , Co-Author(s) : Nawazish Shaikh

[VT635] - Flap Tear - Where Less Is More! **Chief & Presenting Author : Vishwa Shah, V25138** , Co-Author(s) : Vikas Mittal

[VT638] - Phakic Iol With Laser Posterior Capsulotomy And Dropped Lens Matter In Vitreous: A Unique Scenario **Chief & Presenting Author : Rajesh Sinha, S08158** , Co-Author(s) : Manasi Tripathi, Vaibhav Namdev

[VT641] - Sewing Needle Microcapsulotomy New Technique To Avert Argentinian Flag Sign I **Chief & Presenting Author : Rajendra Prasad, P14714**

[VT643] - Managing A Case Of Large Posterior Capsular Defect In A Developmental Cataract As A Beginner **Chief & Presenting Author : Kalaimani Senguttuvan, K25829**, Co-Author(s) : Dr Bhupendra Yadav, Akshaya Balaji

[VT648] - 'no Visco Cataract Surgery' Is It Safe? Are There Any Added Advantages ? **Chief & Presenting Author : Girish Arun Gadre, G11056**

[VT657] - Integrated Intraoperative Oct In Pediatric White Cataract **Chief & Presenting Author : Shubham Manchanda , M26304** , Co-Author(s) : Jaspreet Sukhija, Savleen Kaur

[VT664] - A Deep Cut Trabeculectomy Triangular Flap, Rescued By Micro-Invasive Glaucoma Suregry **Chief & Presenting Author : Nimrita Gyanchand Nagdev, N20550** , Co-Author(s) : Rama Krishnan R., Madhavi Ramanatha Pillai, Devendra Maheshwari

[VT665] - Zonular Odyssey: A Quest To Salvage Vision From The Depths Of Distortion **Chief & Presenting Author : Narayan Laxman Rajpal, R20250** , Co-Author(s): Vijayavarshcini Dhanasekaran, Jebinth Brayana

[VT668] - A Surgical Technique For In Toto Excision Of Traumatic Conjunctival Cyst After Msics **Chief & Presenting Author : Sushank Bhalerao, B15515** , Co-Author(s) : Sowjanya Vuyyuru, Prerana A Shetty

[VT673] - Experiencing Glaucomatous Visual Field Loss With Glasses, Apps, Virtual Reality And More **Chief & Presenting Author : John Davis Akkara, A19733** , Co-Author(s) : Anju Kuriakose

[VT677] - Challenges During Cataract Surgery In Patients With Prior Radial Keratotomy - Getting It Wrong **Chief Author : Sunil Kumar Narang , Presenting Author : Narang Sunil Kumar, N04452**

[VT678] - Surgical Management Of Paediatric Glaucoma **Chief & Presenting Author : Marushka Aguiar, M20365** , Co-Author(s) : Shwetha Venkateswaran, Doshi Ashish, Prachi Agashe

[VT689] - Pk Or Ek? What Should I Do? **Chief & Presenting Author : Nikhil Kandurwar, K15719** , Co-Author(s) : Urvija Choudhary, Sumeet Lahane, Arushi Garg

[VT694] - Revolutionizing Keratoconus Treatment: Cross-Linked Bowman Stromal Inlay As A Game-Changer **Chief & Presenting Author : Vishwa Shah, V25138** , Co-Author(s) : Neha Jain, Vikas Mittal

[VT697] - Stepwise Approach To Iol Exchange **Chief & Presenting Author : Ritu Aurora, A07150** , Co-Author(s) : Arjun Aurora

[VT703] - Extreme Situations Call For Extreme Measures **Chief & Presenting Author : Bhupesh Singh, S15228**

[VT705] - The Mysterious Bag **Chief & Presenting Author : Debashis Dutta, D07662** , Co-Author(s) : Singhal Prashant Kumar, Amitabha Kundu

[VT709] - Phacoaspiration With Foldable Pciol Implantation In A Post Vitrectomy Eye In A 10 Month Old Infant **Chief & Presenting Author : Meenakshi Yadav Dhar, D05035**, Co-Author(s) : Chitrakleha De

[VT713] - Silk(Smooth Incision Lenticule Keratomileusis) – A Newer & Better Lenticule Based Refractive Surgery **Chief & Presenting Author : Kala Baby Thottam, T13443**, Co-Author(s) : Neena Chris William, John Davis Akkara, Sachin Mathew George

[VT716] - Pearls For Phacoemulsification And Iol Implantation In Postural Disorders **Chief & Presenting Author : Suresh K. Pandey, P06502** , Co-Author(s) : Vidushi Sharma

[VT721] - Diffuse Ossn: Synergistic Role Of Excision And Slet When Topical Therapy Is Not Suitable Or Fails **Chief & Presenting Author : Shirali Gokharu, S23499** , Co-Author(s) : Nikunj Patel, Obaidur Rehman, Namita Kumari

[VT723] - Surmounting Flap Wrinkles & Epithelial Ingrowth **Chief & Presenting Author : Shritu Shail, S24171** , Co-Author(s) : Ruchika Pattanaik, Gaurav Luthra

[VT724] - Smile Surgery Odyssey -Triumphing Amidst Complex Challenges **Chief & Presenting Author : Shritu Shail, S24171** , Co-Author(s) : Gaurav Luthra

General

[VT37] - Hope In Hopeless Conditions, Visual Rehabilitation **Chief & Presenting Author : Ashwini Kumar, K09582**

[VT38] - Sweat Gland Tumor: An Uncommon Presentation Of Lid Mass **Chief & Presenting Author : Vanshika Khanna, V24060**

[VT44] - Insight : Experience The Future **Chief & Presenting Author : Anahita Shroff, A27394** , Co-Author(s) : Umakanth Karanam, Athul S Puthalath, Kartic R.

[VT46] - Innovation: Air Bubble Signs In Small Incision Lenticule Extraction (Smile) For Correction Of Myopia **Chief & Presenting Author : Ladi Jeevan Sitaram, L06101**, Co-Author(s) : Krutika Jeevan Ladi

[VT49] - Radiofrequency Ablation Of Kissing Nevus **Chief & Presenting Author : Bijnya Birajita Panda, P12215**

[VT57] - Sculpting Alignment: Mastering Strabismus With The Hangback Technique **Chief & Presenting Author : Ghantasala Suparna, S08683** , Co-Author(s) : Bhogi Rahul

[VT69] - The Power Of Novel Tissue Expander
Chief & Presenting Author : Prof. Salil Kumar Mandal, M12531 , Co-Author(s) : Swasti Sarkar, Anwasha Maitra

[VT70] - Magic Of Early Division Of Cutler-Beard Procedure With The Use Of Novel Expander And Fkpf
Chief & Presenting Author : Prof. Salil Kumar Mandal, M12531 , Co-Author(s) : Susmita Desmukh , Anwasha Maitra

[VT117] - Safeguarding Sight: Enhancing Patient Safety With Surgical Time Out In Ophthalmology
Chief & Presenting Author : Dhwanee Agarwal, D25693 , Co-Author(s) : Bhavik Panchal, Afra A

[VT122] - "revolutionizing Vision Measurement: Extended Range Vision Measuring Device Demonstration"
Chief & Presenting Author : Dineshkumar Nathalal Maru, M15363

[VT129] - Songs Of Silence. colours Of Darkness
Chief & Presenting Author : Jayashree Baruah, B11558 , Co-Author(s) : Sanjib Buragohain

[VT132] - Fostering Innovations In Ophthalmology : A Spotlight On Hackathon
Chief & Presenting Author : Hari Bhadari Anand, A26696, Co-Author(s) : Veena Kannusamy, Rengaraj Venkatesh, Akshay Wagh

[VT138] - When Phaco Is Impossible...
Chief & Presenting Author : Jayashree Baruah, B11558 , Co-Author(s) : Sanjib Buragohain

[VT145] - First, Do No Harm
Chief & Presenting Author : HariPriya Aravind, H09250 , Co-Author(s) : Anahita Shroff

[VT148] - Surgical Management Of Lid Retraction In Thyroid Eye Disease
Chief & Presenting Author : Manu Saini, M20003 , Co-Author(s) : Pankaj Gupta, Usha Singh

[VT180] - A Novel Approach To Correct Large Face Turn In Esotropic Duane Syndrome **Chief & Presenting Author: Prajna Ghosh, P23164** , Co-Author(s) : Sumitha Muthu, Jyoti Matalia

[VT241] - Scar-Less Ptosis Correction Surgery In A Case Of Moderate Ptosis.
Chief & Presenting Author : Shailesh Kanwar, K22354, Co-Author(s) : Neelam Pushkar

[VT244] - Tips & Techniques Used In Removal Of Peri-Orbital Dermoid Cyst.
Chief & Presenting Author : Shailesh Kanwar, K22354, Co-Author(s) : Deepsekhar Das, Rachna Meel, Neelam Pushkar

[VT246] - Tips And Techniques In Dcr Surgery.
Chief & Presenting Author : Shailesh Kanwar, K22354, Co-Author(s) : Rachna Meel, Neelam Pushkar, Sahil Agarwal

[VT247] - Managing A Case Of Marcus-Gunn Jaw Winking Ptosis.
Chief & Presenting Author : Shailesh Kanwar, K22354, Co-Author(s) : Neelam Pushkar, Rachna Meel, Shailesh Kanwar

[VT248] - Crutch Glass Assembly: New Innovations In Ophthalmology
Chief & Presenting Author : Meenakshi Wadhvani, W10817 , Co-Author(s) : Vinod Kumar

[VT251] - Stepwise Approach For Correction Of Plexiform Neurofibroma Of Upper Lid With Ptosis
Chief & Presenting Author : Kavitha Ramakrishnan, K08218

[VT255] - Eye Inside The Eye
Chief & Presenting Author : Divya Singh, S19171 , Co-Author(s) : Dr.Mukesh Patil, Dr.Arun Singhvi

[VT282] - Beyond The Microscope: Mastering Eye Operation Theatre Essentials
Chief & Presenting Author : Dodum Tara Tech, T24280 , Co-Author(s) : Deba Pratim Das, Sauvik Barua

[VT295] - Surgical Management Of Secondary Glaucoma Due To Retinopathy Of Prematurity
Chief & Presenting Author : A. K. Mandal, M04066

[VT301] - Orbitotomy - Opening The Pandora's Box!
Chief & Presenting Author : Shalin Shah, S23274 , Co-Author(s) : Khushboo Shah, Ruchi Goel, Nutan Shah

[VT318] - Frontalis Flap Suspension: A Reliable Technique For Correction Of Severe Congenital Ptosis
Chief & Presenting Author : Raghuraj Hegde, H14510 , Co-Author(s) : Alexander Gungab

[VT327] - Precise: Procedural Recording For Enhancing Competence In Surgical Education **Chief & Presenting Author : Neha Sapar, N28351** , Co-Author(s) : Akshay Wagh, Harini R

[VT355] - True Extraocular Muscle Tranplant For Management Of Large Angle Esotropia **Chief & Presenting Author : Dr.Mukesh Patil, P18952** , Co-Author(s) : Mayank Jain, Divya Singh

[VT376] - Atypical Primary Angle Closure Glaucoma In Young **Chief & Presenting Author : Rashmi Krishnamurthy, K16848**

[VT392] - Beyond The Shadows :a Two Year Odessey
Chief & Presenting Author : Shweta Walia, S11145 , Co-Author(s) : Niharika Arya, Manushree Gautam, Neetu Kori shankhwar

[VT396] - Lid Masquerades: An Eternal Diagnostic Dilemma
Chief & Presenting Author : Sripurna Ghosh, S22632 , Co-Author(s) : Arka Chatterjee, Rupam Roy, Udayaditya Mukhopadhyay

[VT407] - Anterior Segment Oct: A Holster For Migs Surgery
Chief & Presenting Author : Devendra Maheshwari, M12691 , Co-Author(s) : Nimrita Gyanchand Nagdev, Madhavi Ramanatha Pillai, Shivam Gupta

[VT430] - Squint Surgery- Understanding Made Easy
Chief & Presenting Author : Soveeta Souravee Rath, R16806 , Co-Author(s) : Suma Ganesh

[VT433] - Surgical Management Of Severe Traumatic Ptosis: Lps Exploration And Reattachment

Chief & Presenting Author : Farheena Kulsum, F23558 , Co-Author(s) : Narendra Patidar

[VT473] - Unusual Suspects!!! Tear Biomarkers In Everyday Practice

Chief & Presenting Author : Pooja Khamar, K17849 , Co-Author(s) : Rohit Shetty

[VT507] - Labyrinthine Convalescence Achieved Utilizing Best Indian Innovations

Chief & Presenting Author : Soujanya Velampalli, S25542, Co-Author(s) : Mohan Rajan, K.S. Santhan Gopal, Arvind Kumar Morya

[VT515] - Going Codeless: How To Create Ophthalmic Artificial Intelligence (Ai) Models Without Coding

Chief & Presenting Author : Suklengmung Buragohain, B22293 , Co-Author(s) : Harsha Bhattacharjee, Henal Javeri

[VT517] - A To Z Of Radiotherapy For An Ophthalmologist

Chief & Presenting Author : Ruju Unadkat, R26855 , Co-Author(s) : Santosh G. Honavar

[VT522] - Sterilise In Seconds: Uvlyser For Slit Lamps

Chief & Presenting Author : Ojus K Bhanot, B28970 , Co-Author(s) : Kunal Mandlik, Nandita Manjunath

[VT523] - Mirroring The Lid Share Classic

Chief & Presenting Author : Ashwitha ALva, A26787 , Co-Author(s) : Santosh G. Honavar, Subhav Pershad

[VT536] - Scleral Fixated Intraocular Lens In Complicated Scenarios

Chief & Presenting Author : Poornachandra B., P14831 , Co-Author(s) : Priya Srinivasan, Naresh Kumar Yadav, Naren Shetty

[VT551] - Botulinum Toxin Injection For Blepharospasm And Hemifacial Spasm

Chief & Presenting Author : Suresh K. Pandey, P06502 , Co-Author(s) : Vidushi Sharma, Suresh K. Pandey

[VT557] - Animations For Ophthalmologists By An Ophthalmologist **Chief & Presenting Author : Anju A.J, A22471** , Co-Author(s) : Aswin P R

[VT577] - Taking Tertiary Care Services To Rural India

Chief & Presenting Author : Isha Chaudhari, C17459 , Co-Author(s) : umang mathur, Nikunj Patel

[VT590] - Management Of Recurrent Squamous Cell Carcinoma Of Lower Lid: Tackling Intraop Surpises & Cosmesis

Chief & Presenting Author : Vandana Sharma, S16216 , Co-Author(s) : Anuradha Raj, altaf mir, nikhil rajan

[VT595] - The Loop Of Faith For Eso-Hypertropia Complex In Heavy Eye Syndrome **Chief & Presenting Author : Vivekanand Warkad, W11524** , Co-Author(s) : Aparajita Shinde

[VT608] - Legal Concerns Regarding Artificial Intelligence In Ophthalmology

Chief & Presenting Author : Suklengmung Buragohain, B22293 , Co-Author(s) : Henal Javeri

[VT611] - Eye Motility Recording – A Guide To The Treatment In Nystagmus Patients **Chief & Presenting Author : Aditi S Parikh,** , Co-Author(s) : Divya Natarajan, Ramesh Kekunnaya

[VT620] - Cataracts In Uveitis: Challenges And Surgical Solutions

Chief & Presenting Author : Ankur Sharma, S27730 , Co-Author(s) : Kritika Jain, Jitender Kumar, Chander Prabha

[VT631] - Bleomycin Brilliance In Venolymphatic Malformations

Chief & Presenting Author : Farnaz Yazeer, F26303 , Co-Author(s) : Ashwitha ALva, Ruju Unadkat, Santosh G Honavar

[VT636] - Easy Eye Drop Application : Commercial Guides, Novel 3d Printed & Diy Solutions

Chief & Presenting Author : John Davis Akkara, A19733 , Co-Author(s) : Ankith Nair

[VT637] - Taming The Tiger In Duane`s Syndrome..!

Chief & Presenting Author : Prachi Agashe, A14607, Co-Author(s) : Shwetha Venkateswaran, Marushka Aguiar, Doshi Ashish

[VT645] - Plan The Unplanned....!

Chief & Presenting Author : Prachi Agashe, A14607, Co-Author(s) : Shwetha Venkateswaran, Marushka Aguiar, Doshi Ashish

[VT647] - Smartphone Slit-Lamp Photography – A New Innovation In Imaging In Ophthalmology

Chief & Presenting Author : Goswami Anshuman, G06748 , Co-Author(s) : John Davis Akkara

[VT651] - Povidone-Iodine Vs. Ekc: A Daily Photographic Record Of Ocular Recovery **Chief & Presenting Author : Pranesh Ravi, R20456**

[VT679] - Microvascular Transfer Of Submandibular Gland - A Life Saving Procedure **Chief & Presenting Author : Anil Radhakrishnan, R11073** , Co-Author(s) : Mohit Sharma, Gopal S. Pillai

[VT681] - Title: Flying Baby Technique Of Optos Imaging **Chief & Presenting Author : Arkaprava Pradhan, P21723**

[VT682] - The Minimalist Approach

Chief & Presenting Author : Aniket Ginodia, G19162

[VT683] - Pediatric Ectopia Lentis: Surgical Remedies.

Chief & Presenting Author : Pooja Patel, P23042 , Co-Author(s) : Shailja Tibrewal

[VT684] - Setting Up An Inexpensive Cvi Clinic

Chief & Presenting Author : Pratibha Panmand, P19885

[VT693] - Muscle Recession Techniques - Simplified!

Chief & Presenting Author : Marushka Aguiar, M20365, Co-Author(s) : Shwetha Venkateswaran, Prachi Agashe, Doshi Ashish

[VT720] - Spectrum Unleashed – Tackling Congenital And Acquired Brown Syndrome **Chief & Presenting Author: Lubhavni Dewan, D21238**, Co-Author(s) : Sampada Kulkarni Irlekar

Posterior Segment

[VT2] - Story Of A Conjoint Twins!!

Chief & Presenting Author : Rohit Agrawal, A19339, Co-Author(s) : O.P. Agrawal, Palak Agrawal

[VT17] - “vision Under Siege: Battling Endophthalmitis”

Chief & Presenting Author : Pushkar Dhir, D18132, Co-Author(s) : Sagarika Das, Parikshit Dhir, Ronel Soibam

[VT21] - Management Of Sub-Macular Hemorrhage With Giant Retinal Tear Following Trauma: A Novel Technique

Chief & Presenting Author : Bhuvan Chanana, C11372, Co-Author(s) : Sudhank Bharti

[VT23] - All Is Well That Ends Well

Chief & Presenting Author : Shilpi Narnaware, N17511, Co-Author(s) : Prashant Bawankule

[VT24] - Management Of Refractory Macular Hole.

Chief & Presenting Author : Kanwaljeet Harjot Madan, M13586

[VT35] - Challenges In Secondary Iol

Chief & Presenting Author : Chhaya Bharti, C19801, Co-Author(s) : Chhaya Bharti

[VT43] - Cut And Shovel Technique In Taming Tractional Retinal Detachment.

Chief & Presenting Author : Kanwaljeet Harjot Madan, M13586

[VT45] - Retinal Graft Dislocation Managed By Repeat Autologous Retinal Transplant In Refractory Macular Hole

Chief & Presenting Author : Saarang Hansraj, H22070, Co-Author(s) : Raja Narayanan

[VT53] - Combined Microincision Vitrectomy And Foldable Scleral Fixated Iol : Smaller Is Better

Chief & Presenting Author : Neha Goel, G11782

[VT61] - Subretinal Injections In Challenging Cases Of Subretinal Hemorrhage **Chief & Presenting Author : Mayank Bansal, B13779**

[VT73] - Calcified Iofb In A Post- Rk Patient

Chief & Presenting Author : Rohit Agrawal, A19339, Co-Author(s) : O.P. Agrawal, Palak Agrawal

[VT90] - The Glowport – Illuminated Vitrectomy Trocar Cannulas

Chief & Presenting Author : Shishir Verghese, V15308, Co-Author(s) : Prithvi Chandrakanth

[VT91] - Flanged Intraocular Lenses - Redefining Aphakia Management

Chief & Presenting Author : Shishir Verghese, V15308, Co-Author(s) : Verghese Joseph, Prithvi Chandrakanth

[VT101] - Failed Or Persistent Macular Hole : Tuck To Tackle **Chief & Presenting Author : Santosh Mahapatra, M10205**, Co-Author(s) : Ayantika Das, Swati Samikshya, Anjalika Parhi

[VT104] - Never Say No - Change In Gaurd In Complex/ Longstanding Retinal Detachments With Advanced Pvr

Chief & Presenting Author : Santosh Mahapatra, M10205, Co-Author(s) : Raj Kenia, Arindam Rakshit, Anjalika Parhi

[VT111] - Double Trouble

Chief & Presenting Author : Manisha Agarwal, A07736, Co-Author(s) : Umang Mathur

[VT124] - Dancer In The Retina

Chief & Presenting Author : Sharat Hegde, H15551, Co-Author(s) : Dr Ria Batra, Shruthi Pai

[VT143] - In And Out – A Novel Method For Iofb Removal

Chief & Presenting Author : Nivean M, M12384, Co-Author(s) : Madanagopalan V. Govindarajan, Mohan Rajan

[VT146] - From Diagnosis To Recovery: The Journey Through Macular Hole Repair

Chief & Presenting Author : Manavi Deokrishna Sindal, S11035, Co-Author(s) : Megha Nair, Pawan Garde, Shivraj Tagare

[VT153] - Double Jeopardy

Chief & Presenting Author : Hemanth Murthy, M05232

[VT154] - Double Trouble - Recurrent Retinal Detachment With Macular Hole!!

Chief & Presenting Author : Jaydeep Walinjkar, W12020, Co-Author(s) : Afroz Qasim Patel

[VT182] - Double Trouble: Tale Of 2 Lenses Waltzing In The Vitreous Cavity

Chief Author : Arjun Aurora, Presenting Author : Ajay Aurora, A03243, Co-Author(s) : Arjun Aurora

[VT188] - Fibrin-Glue-Assisted Retinopexy For Coloboma-Associated Retinal Detachment **Chief & Presenting Author : Vishal Raval, R21236**

[VT189] - Endoresection Of Choroidal Melanoma: A Surgical Insight **Chief & Presenting Author : Vishal Raval, R21236**

[VT190] - Navigating Combined Retinal Detachments In Advanced Pdr:streamlined Strategies For Challenging Cases

Chief & Presenting Author : Naman Sahni, S23104, Co-Author(s) : Naresh Kumar Yadav, Chaitra Jayadev, Santosh Gopi Krishna Gadde

[VT214] - Navigating Complex Macular Maze - With 41g Compass...!!!

Chief & Presenting Author : Giriraj Vibhute, V21945, Co-Author(s) : A.S. Guruprasad, Apoorva A.G., Shrinivas M. Joshi

[VT216] - Going The ‘sub-Way’- Tackling Complex Subretinal And Sub-Illm Hemorrhages. **Chief & Presenting Author : Shrinivas M. Joshi, J12259**, Co-Author(s) : A.S. Guruprasad, Apoorva A.G., Giriraj Vibhute

[VT221] - The Triple-S Toolkit For Demystifying Amniotic Membrane Grafting In Complex Retinal Disorders.

Chief & Presenting Author : Gagan Bhatia, B12375, Co-Author(s) : Minal Sharma, Sandeep Kumar, Daraius Shroff

[VT222] - A Tale Of Vision Restoration In A Severely Microphthalmic Eye With Coloboma And Retinal Detachment.

Chief & Presenting Author : Jayant Kumar, K17257 , Co-Author(s) : Satyen Deka, Ganesh pillay, Nitesh Kumar Singh

[VT225] - Approaches In Intraocular Foreign Body Removal - Highlighting High-Suction Extrusion Assistance

Chief & Presenting Author : Samendra Karkhur, K16065, Co-Author(s) : Lagnajeeta Banerjee, Vidhya Verma, Priti Singh

[VT260] - Optical Coherence Tomography Guided Cystotomy In Patients With Intracystic Hyperreflective Material

Chief & Presenting Author : Abhishek Upadhyaya, U23425, Co-Author(s) : Dilip Kumar Mishra, Ritesh Narula, Brijesh Takkar

[VT287] - Nuances Of ILM Flap In Failed Macular Hole

Chief & Presenting Author : Avindra Gupta, G06870 , Co-Author(s) : Lalit Verma, Ahan Gupta, Shweta Singh

[VT300] - Surgical Management Of Invisible Macular Hole In A Hyperpigmented Macular Scar- Hole In A Black Hole

Chief & Presenting Author : Pallavi Priya, P28530 , Co-Author(s) : Birendra Prasad Kashyap, Rutayani Dash, Bibhuti B. Kashyap

[VT303] - Sutureless To Sutured: Refixation Of Dislocated Cm T Flex Iol

Chief & Presenting Author : Kirti Jaisingh, K15734 , Co-Author(s) : Jyoti Shakrawal, Nikhil Agrawal, Kavita Rajan Bhatnagar

[VT304] - Submacular Dance Of Doom

Chief & Presenting Author : Rutayani Dash, R21007 , Co-Author(s) : Birendra Prasad Kashyap, Pallavi Priya, Bibhuti B. Kashyap

[VT319] - Turning The Tide: Transforming Unsalvageable Bleb-Related Endophthalmitis Into Visionary Recovery

Chief & Presenting Author : Anita Sharma, A23114

[VT335] - Gonio Massage In Central Retinal Artery Occlusion
Chief & Presenting Author : Kapil Barange, B13142

[VT336] - Globe Damage During Peribulbar Block For Anterior Segment Surgery

Chief & Presenting Author : Nawazish Shaikh, N21203 , Co-Author(s) : Shorya Vardhan Azad, Akshaya Balaji

[VT338] - Tackling Macular Hole Associated Epiretinal Proliferation (Mhpe) **Chief & Presenting Author : Suganya N, N14791** , Co-Author(s) : Saravanan VR

[VT343] - Deep Dive Into The Sea: In The Search Of Retina
Chief & Presenting Author : Harsh Vardhan Singh, S20121, Co-Author(s) : Iva Rani Kalita

[VT344] - Atypical Case Of Intraocular Cysticercosis Mimicking Old Chronic Retinal Detachment

Chief & Presenting Author : Harsh Vardhan Singh, S20121

[VT345] - A Case Of Blunt Trauma With Subluxated Lens, High Iop And Sub-ILM Bleed **Chief & Presenting Author :**

Harsh Vardhan Singh, S20121

[VT354] - Retinitis Post Febrile Illness : An Overview Chief & Presenting Author : Ridham Nanda, R22592

[VT359] - Freely Floating Vitreous Cyst Sans Any Symptoms : A Rare Clinical Entity **Chief Author : Pooja Dash, Presenting**

Author : Shraddha Shataparba, S28654, Co- Author(s) : Anjalika Parhi, Sonali Sarangi, Santosh Mahapatra

[VT364] - Don't...let It Go: Re-Fixation Of A Subluxated Well-Encapsulated Foldable Intraocular Lens

Chief & Presenting Author : Niroj Kumar Sahoo, S19344

[VT380] - Optic Nerve Sheath Fenestration In Iih- A Vision Saving Procedure

Chief & Presenting Author : Rebika, R16797 , Co-Author(s): Rohit Saxena, Swati Phuljhele, Deepak gupta

[VT381] - Management Scenarios Of Posterior Intra-Ocular Foreign Body

Chief & Presenting Author : Venkata Pavan Kumar Gottumukkala, G12345 , Co-Author(s) : Swetha Penmatsa

[VT389] - Intravitreal Injection Technique For Rop In Neonates

Chief & Presenting Author : Rahul Bhatia, B27885 , Co-Author(s) : Bharti Arya, Devesh Kumawat, Sarita Beri

[VT393] - Modified Trocar-Cannula Approach For Drainage Of Serous Choroidals During Vitreo-Retinal Surgery

Chief & Presenting Author : Devesh Kumawat, K18457, Co-Author(s) : Pradeep Venkatesh, Shorya Vardhan Azad, Saurabh Verma

[VT400] - 'what Lies Beneath-Challenging Removal Of Large Intraocular Foreign Body **Chief & Presenting Author :**

Sherine M Dsouza, D07880

[VT414] - Multilayered ILM Flap As Rescue For Macular Hole Retinal Detachment In A High Myope

Chief & Presenting Author : Awaneesh Upadhyay, U22183

[VT417] - 3-D Heads-Up-Display Visualisation Systems – Real World Experience **Chief & Presenting Author : Ramandeep Singh, S10100**

[VT424] - The Terrible Twist

Chief & Presenting Author : Ashwini Kulkarni, A24974 , Co-Author(s) : Ninan P. Jacob, Jashandeep Singh, Niroj Kumar Sahoo

[VT428]-The Art Of Art (Autologous Retinal Transplantation)... Why Should I Know It? **Chief & Presenting Author : Boral Subhendu Kumar, B09751**, Co-Author(s) : Santanu Mitra

[VT429] - "meet The Thunder"....unexpected Case Of Suprachoroidal Hematoma After Rotation Of Haptics **Chief & Presenting Author : Boral Subhendu Kumar, B09751**, Co-Author(s) : Santanu Mitra

[VT437] - Inverted ILM Flap In Macular Hole Surgery: Tips And Tricks **Chief & Presenting Author : Kapil Barange, B13142**

[VT453] - Unravelling The Mystery Under Epiretinal Membrane **Chief & Presenting Author : Avadhesh Oli, O13081**

[VT455] - Suave Regression Of Exudative Retinal Detachment (Erd) In A Case Of Coat's Disease-External Approach **Chief & Presenting Author : Debolina Deb, D21510**, Co-Author(s) : Anand Rajendran, Prabu Baskaran

[VT461] - "chipped Sword, Unchipped Skill: Overcoming A Rare Surgical Challenge" **Chief & Presenting Author : Jashandeep Singh, S29649**, Co-Author(s) : Aditya Kapoor

[VT462] - Suture-Less Glue-Less Flap-Less Sfiol: The Modified Gabor Scharioth Technique In Different Scenarios **Chief & Presenting Author : Chitaranjan Mishra, M13916**, Co-Author(s) : Sindhu Nandini Sahoo, Shiva Prasad Sahoo, Nabatika Mohanty

[VT470] - Conquering Crypts And Craters - Cavitory Disc Maculopathy **Chief & Presenting Author : Anand Rajendran, R11483**, Co-Author(s) : Debolina Deb

[VT474] - Closed Globe IOL Refixation Manoeuvres: A Second Chance For The Lost IOL **Chief & Presenting Author: Karishma Tendulkar, K27138**, Co-Author(s) : Chaitra Jayadev, Nagesha Chokkahalli Krishnappa

[VT483] - Straight Forward Surgery, yet A Twisted Course? **Chief & Presenting Author : Sindhuja Srinivasan, S22769**, Co-Author(s) : Padmaja Kumari Rani

[VT486] - IOL Scaffold - The Savior **Chief & Presenting Author : M. Ravishankar, R11675**, Co-Author(s) : Mohan Rajan

[VT504] - IOL Acrobatics **Chief & Presenting Author : Mohan Rajan, M02916**, Co-Author(s) : Sujatha Mohan

[VT511] - Traumatic Cataract Panorama **Chief & Presenting Author : Sujatha Mohan, S07283**, Co-Author(s) : Mohan Rajan

[VT533] - Unspooling Closed Funnel - Interim Perfluorocarbon Liquid Tamponade In Retinal Detachment (PVR D3) **Chief & Presenting Author : K. Naresh Babu, B11937**, Co-Author(s) : Kim Ramasamy, Athul S Puthalath, Muthu Krishnan Vallinayagam

[VT534] - Safest Ways In Managing Intraocular Foreign Bodies?

Chief & Presenting Author : Vinod Kumar Singh, S18430, Co-Author(s) : Manavi Deokrishna Sindal, Rakesh Shakya

[VT549] - Air Perfused Dissection Of Tractional Membranes In Diabetic Vitrectomy - "a Breath Of Fresh Air"

Chief & Presenting Author : K. Naresh Babu, B11937, Co-Author(s) : Kim Ramasamy, Toshit Varshney, Muthu Krishnan Vallinayagam

[VT550] - Management Of ARN Associated Retinal Detachment **Chief & Presenting Author : Basavaraj Tigari, T16999**

[VT565] - Explantation Of Posteriorly Dislocated IOL Using The Unimanual Pronation- Supination (Ups) Technique **Chief & Presenting Author : Raju S., R09402**, Co-Author(s) : Hemalatha B.C.

[VT584] - All In-One Based Smartphone Annotating And Referral App For 15 Common Retinal Disorders

Chief & Presenting Author : Arvind Kumar Morya, M17612, Co-Author(s) : Satish Shet, Ramesh C. Shah, Jagdeep M. Kakadia

[VT585] - "the One Who Does Not Operate, Does Not Have Complications"- Vitreoretinal Surgery Challenges

Chief & Presenting Author : Basavaraj Tigari, T16999, Co-Author(s) : Simar Rajan Singh, Ramandeep Singh, Mohit Dogra

[VT588] - Vitrectomy For Diabetic-Tractional Retinal Detachment With Large Sub-Hyaloid Bleed

Chief & Presenting Author : Sham Talati, T22569

[VT589] - ILM To The Rescue

Chief Author : Manav Setiya, Presenting Author : Ruchi Setiya, R24331

[VT596] - Taming Sub Retinal Cysticercosis

Chief & Presenting Author : Shivangi Singh, S20265, Co-Author(s) : Sanket Kulkarni

[VT599] - A Rare Presentation Of Vitreous Hemorrhage Secondary To Retinal Cavernous Hemangioma

Chief & Presenting Author : Ravin Punamia, P23848, Co-Author(s) : Vani Sankanagoudar, Apoorva A.G., A.S. Guruprasad

[VT606] - Vitrectomy For Dislocated IOL Removal With Scleral Fixated IOL Implantation **Chief & Presenting Author : Sham Talati, T22569**, Co-Author(s) : A.K. Talati

[VT612] - Diabetic Tractional Detachment - A Game Of Hands And Patience

Chief & Presenting Author : Bhumika Sharma, S13519, Co-Author(s) : Priyadarshi Gupta, Thakar Meenakshi

[VT621] - Full Thickness Macular Hole Secondary To Sub-ILM Bleed In Leukemia: An Intra- Operative Escapade

Chief & Presenting Author : Nikita Gupta, N21344, Co-Author(s) : Panchmi Gupta

[VT624] - Belt Buckle + Vitrectomy For Myopic Rrd
Chief & Presenting Author : Sham Talati, T22569 , Co-Author(s) : A.K. Talati

[VT671] - The Art And Science Of Scleral Buckling Surgery
Chief & Presenting Author : Priyadarshi Gupta, G23093, Co-Author(s) : Ketaki Rajurkar, Bhumiika Sharma, Thakar Meenakshi

[VT675] - A Confluence Of Complications Following Eye Trauma
Chief & Presenting Author : Sameeksha Agrawal, S20207, Co-Author(s) : Krishna Kumar Agrawal, Vijay Kumar Agrawal, Ankit Agrawal

[VT680] - Retinal Hypo-Perfusion During Retinal Detachment Surgery: Identification Of Cause And Management
Chief & Presenting Author : Dr Priyavrat Bhatia, B19452 , Co-Author(s) : Alok Sen

[VT685] - Interstellar - Pfcl As Third Hand And I-Oct As Third Eye In The Macular Hole Multiverse
Chief & Presenting Author : Saurabh Luthra, L09493 , Co-Author(s) : Shweta Parakh, Vaibhav Bhatt, Shrutanjoy Mohan Das

[VT695] - Suprachoroidal Buckling: Innovative New "approach"

Chief & Presenting Author : Himadri Choudhury, C12704, Co-Author(s) : Choudhury Hirendra Kumar, Haimanti Choudhury

[VT704] - Multilayered IIm Flap For Plugging Of Retino-Choroidal Defect After Iofb Removal: A Novel Technique
Chief & Presenting Author : Kasturi Chavan, K21681 , Co-Author(s) : Vishal Jadhav, Anup Kelgaonkar

[VT706] - Handling The Retrolental Membrane In Stage 5 Rop: A Combined Strategy (Inside Out And Outside In)
Chief & Presenting Author : Tapas Padhi, P19272

[VT707] - A Novel Non Invasive Sclerotomy Closure And Scleral Depressor Device
Chief & Presenting Author : Ajay Aurora, A03243 , Co-Author(s) : Arjun Aurora

[VT717] - Flying Ovd Cannula: An Intracameral Missile
Chief & Presenting Author : Suresh K. Pandey, P06502 , Co-Author(s) : Abhishek Kothari, Vidushi Sharma

WET LAB COURSES

Surgical Skill Transfer Courses

Scientific Coordinators : Amit PORWAL & Piyush BANSAL
Convenors : Satanshu MATHUR, Deepak MISHRA, Pranita SAHAY

- Phacoemulsification with foldable intraocular lens implantation
- Small incision cataract surgery
- Iris Fixated IOLs
- Anterior Vitrectomy
- Glued / Scleral Fixated IOL
- Microkeratome LASIK
- Lenticule based refractive surgery
- Phakic IOLs
- Intacs Rings
- Trabeculectomy
- Valves In Glaucoma
- iStent Implantation
- Corneal Suturing
- Penetrating keratoplasty
- Descemet stripping automated endothelial keratoplasty
- Deep anterior lamellar keratoplasty
- Descemet's membrane endothelial keratoplasty
- Descemet stripping endothelial keratoplasty donor preparation
- Pre Descemet's Endothelial Keratoplasty
- Corneal Allogenic Intrastromal Ring Segments
- Corneal Cross Linking
- Simple limbal epithelial transplantation
- Amniotic membrane transplantation
- Intravitreal Injections
- Squint surgery
- Botulinum toxin
- Iris repair procedures
- Virtual Reality Simulator
- PDEK
- CAIRS

Diagnostic Skill Transfer Courses

Scientific Coordinators : Somasheila MURTHY, J S BHALLA
DIOSTC Coordinators : Mallika GOYAL, Ankur SINGH

- OCT Angiography
- Fundus autofluorescence & Ultra-wide field imaging
- Fundus Fluorescein & ICG Angiography
- Orthoptek
- Prosthesis Fitting
- Macular OCT
- ERG, VEP EOG interpretations
- ASOCT
- USG: A & B Scan
- Orbital Imaging
- Myopia progression Control
- Contact Lens Advanced: Scleral Contact Lens Fitting
- Contact Lens Advanced: Orthokeratology
- Contact Lens Advanced: ROSE-K Contact Lens Fitting
- Contact Lens Advanced: Multifocal Contact Lens Fitting
- Contact Lens Basic: Soft Contact Lens fitting
- Contact Lens Basic: RGP Contact Lens Fitting
- Slit-lamp Biomicroscopy (including 78 or 90 D exam)
- Retinoscopy
- Low Vision Aids
- Neuro-Ophthalmology Imaging
- Corneal Topography
- Gonioscopy/Tonometry (NCT & Applanation)
- Squint & Orthoptics
- Perimetry
- Biometry
- Green Laser
- RNFL OCT
- Indirect Ophthalmoscopy
- UBM
- Specular Microscopy

Technical skill Transfer Courses

TSTC Scientific Committee Coordinators Amit PORWAL & Vardhman KANKARIYA
Convenors : Sonu GOEL, Nilesh KUMAR, Prasanna V RAMESH, PRATYUSH

- The Technology Behind Newer IOLs
- Recording and Editing Award Winning Videos
- Conceptualizing and Prototyping Your Innovations
- Nuts and Bolts of Anterior Segment Imaging
- Nuts and Bolts of Smartphone Fundus Imaging
- Imaging ROP
- AI-Based Screening of Eye Diseases
- Virtual Auto-Perimetry
- Digital Ecosystem for New Age Hospital
- Digital Therapies for Paediatric and Adult Amblyopia
- NABH Accreditation- How and Why?
- OT designing- Infrastructure and Equipment
- Financial Planning for a Hospital
- Dry Eye Clinic: Diagnostics, Pharmaceuticals and Therapeutics
- Ethical Utilisation of Technology in Research and Manuscript Preparation
- Delivering a Killer Presentation: Effective Utilization of PowerPoint and Beyond

7 DISCLOSURE



FINANCIAL DISCLOSURE

In accordance with EACCME requirements, financial disclosures from members of the Scientific Program Committee and invited faculty have been published on the Congress website at <https://2025.apaophth.org/publications/>.

Additionally, the table below lists declarations by abstract submitters.

Description of Financial Interests:

- c - Currently, or within the last 3 years, been a consultant for a company or competing company with a business interest which is the subject matter of presentation.
- e - Employee of a company or competing company with a business interest which is the subject of presentation.
- f - Through employing institution support from a for-profit company, or competing company, in the form of research funding or research materials or services at no cost, for subject of presentation.
- i - Investor in a company or competing company, but not a mutual or retirement fund, providing a product, service process or equipment which is the subject of presentation.
- p - Inventor/developer designated on a patent, patent application, copyright, or trade secret, whether or not presently licensed or commercialized, which is the subject of presentation or could be in competition with the technology described.
- r - Received gifts in kind, honoraria or travel reimbursement valued at over US\$1000 in the last 12 months from a company or competing company providing a product, service, process or equipment which is the subject of presentation.

Aachal KOTTECHA	Allergan, Bayer,	Exegenesis Bio,	e	c
e	Novartis	EyePoint	Alcon Research	Ziemer
r	r	Pharmaceuticals,	LLC, US	Cheng Sim Anna TAN
Ltd.	Alcon, Allergan,	Fronterra	Carl C. AWH	c
Akemi IWASAKI	Apellis, Bayer, NIDEK,	Therapeutics,	c	Bayer,
r	Novartis, Roche	Genentech, Inc.,	Bausch + Lomb,	Heidelberg, Nidek,
FiberTech	Andrey ANDREEV	Gyroscope	Genentech, Inc	Novartis, Roche, Zeiss
Alex KOTAK	p	Therapeutics, i-Lumen	Bausch + Lomb,	f
e	Imtek Ltd	Scientific, Iveric Bio,	Genentech, Inc.	AbbVie, Bayer,
Roche Products	Anh Nguyen DUC	Janssen	Genentech, Inc	Nidek, Novartis,
Ltd.	e	Pharmaceuticals,	f	Roche, Zeiss
Alex NIXON	F. Hoffmann-La	Kodiak Sciences, Kriya	4D Molecular	Christiana DINAH
e	Roche Ltd.	Therapeutics,	Therapeutics,	c
Johnson &	Anjana	Nanoscope, Novartis,	Adverum, Allergan,	AbbVie, Apellis,
Johnson	PARAMESWARAN	Ocular Therapeutix,	Apellis, Astellas/AIRM,	Boehringer Ingelheim,
Algis VINGRYS	e	Oculus, Ocuphire,	Aura, Aviceda,	Janssen, Ora Clinical,
p	Alcon	OcuTerra, Olive	Chengdu Kanghong,	Roche
GLANCE Optical	Laboratories (India)	BioPharma, Opthea,	Cognition, Eluminex,	f
Allison CAMPOLO	Pvt Ltd	Oxular, Oxurion,	Genentech, Inc., Ionis,	Institution
e	Alcon Research	Perfuse, Ray	Kodiak Sciences,	Grants: Apellis, NIHR,
Alcon Research	LLC	Therapeutics,	Mylan, NGM Bio,	Roche, Topcon
LLC, US	Anne-cecile RETIERE	RecensMedical,	Ocular, Oxurion,	r
Anastasios	e	Regeneron	Regeneron,	Apellis, Roche,
DAKOURAS	Roche Products	Pharmaceuticals,	Regenxbio, Stealth	Topcon
e	Ltd., Welwyn Garden	Regenxbio, Revive,	4D Molecular	Christopher SMITH
F. Hoffmann-La	City, UK	RevOpsis, Roche,	Therapeutics,	e
Roche Ltd., Basel,	Arshad KHANANI	Sanofi, Stealth	Adverum, Allergan,	VividWhite
Switzerland	c	BioTherapeutics, Théa	Apellis, Astellas/AIRM,	p
Andreas MAUNZ	4D Molecular	Pharmaceuticals, Unity	Aura, Aviceda,	VividWhite
e	Therapeutics, AbbVie,	Biotechnology,	Chengdu Kanghong,	Craig ROSS
Roche Products	Adverum, Aerie,	Vanotech, Vial	Cognition, Eluminex,	e
Ltd.	Aldebaran, Allergan,	f	Genentech, Inc., Ionis,	VividWhite
Andres EMANUELLI	Apellis, Applied	4D Molecular	Kodiak Sciences,	p
c	Genetic Technologies	Therapeutics,	Mylan, NGM Bio,	VividWhite
Genentech, Inc.,	Corporation,	Adverum, Annexion,	Ocular, Oxurion,	Daiki SAKAI
Ocular Therapeutics,	Arrowhead, Aviceda,	Apellis, Genentech,	Regenxbio, Stealth;	f
Regeneron,	Bausch + Lomb,	Inc., Gyroscope, Iveric	Royalties: Bausch +	Santen
Genentech, Inc.,	Broadwing Bio,	Bio, Kodiak,	Lomb, FCI	Vision Care
Ocular Therapeutics	Clearside Biomedical,	Novartis, Ocular	Ophthalmics/Katalyst	David CHANG
f	Exegenesis Bio,	Therapeutix, Oculus,	Surgical	c
Adverum	EyePoint, Fronterra,	OcuTerra, Opthea,	i	Alcon
Biotechnologies,	Genentech, Inc.,	Oxurion, Regenxbio,	ArcticDX	Carl Zeiss
Kodiak Sciences,	Gyroscope, iLumen,	Roche, Unity; Equity:	Bausch + Lomb,	Centricity
Nanoscope, Novartis,	Iveric Bio, Janssen,	Aviceda, PolyPhotonix,	FCI	J&J Vision
Novartis Institute of	Kartos, Kato, Kodiak	RecensMedical,	Ophthalmics/Katalyst	David SILVERMAN
Biomedical Research,	Sciences, Kriya,	RevOpsis, Vial	Surgical	e
Regeneron,	Nanoscope, Notal	4D Molecular	r	Hoffmann-La
Genentech,	Vision, Novartis,	TherapeuticsAdverum,	Genentech, Inc.;	Roche AG, Basel
Inc./Roche, Opthea,	Ocular Therapeutix,	Alexion, Annexion,	Stock: ArcticDX	f
Regenxbio	Oculus, OcuTerra,	Apellis	Carl D. REGILLO	Hoffmann-La
Andrew BATTY	Olives Bio, Opthea,	Pharmaceuticals,	c	Roche AG, Basel
i	Oxurion, Perfuse,	Aviceda Therapeutics,	4D Molecular	David TABANO
VividWhite	PolyPhotonix,	EyePoint	Therapeutics,	e
p	Protagonist, Ray	Pharmaceuticals,	Adverum, Allergan,	Genentech, Inc.
VividWhite	Therapeutics,	Exegenesis Bio,	Annexion, Apellis,	Dawn SIM
Andrew CHANG	RecensMedical,	Genentech, Inc.,	Aviceda, Bausch +	e
c	Regeneron,	Gyroscope	Lomb, Clearside,	Genentech, Inc.
Alcon, Allergan,	Regenxbio, RevOpsis,	Therapeutics, Iveric	Cognition, EyePoint,	Deepak SAMBHARA
Apellis, Astellas, Bayer,	Roche, Stealth, Thea,	Bio, Janssen, Kodiak	Genentech, Inc., Iveric	c
Novartis, Opthea,	Unity, Vanotech, Vial	Sciences, Neurotech,	Bio, Kodiak Sciences,	Alimera Sciences
Roche, ZEISS	4D Molecular	Ocular Therapeutix,	Janssen, Lineage,	Coherus
Bayer, Alcon	Therapeutics, AbbVie,	Oxular, Regenxbio	Merck, NGM Bio,	Biosciences,
Opthea	Adverum, Alcon,	i	Novartis, Ocugen,	Genentech
Regeneron,	Amgen, Annexion,	Aviceda	Ocular Therapeutix,	Regeneron
Apellis	Annexon, Apellis	Therapeutics, Oculus,	Ocuphire, OcuTerra,	Pharmaceuticals
Roche, Astellis	Pharmaceuticals,	Opthea, Perfuse,	Opthea, Ray,	Derrek HIBAR
Zeiss	Aviceda Therapeutics,	PolyPhotonix,	Regenxbio, Sanofi,	e
f	Beacon Therapeutics,	RecensMedical,	Stealth, Takeda, Thea,	Genentech, Inc.
	Clearside Biomedical,	RevOpsis, Vial	Zeiss	Diane USCHNER
	Complement	Brian PATTERSON	Carlos ARCE	
	Therapeutics,			

e Roche Products
Ltd.

Divya RAO

e Remidio
Innovative Solutions
Dominic HEINRICH

e F. Hoffmann-La
Roche Ltd.
Egor OSIDAK

p Imtek Ltd.
Eisuke SHIMIZU

f Japan Agency for
Medical Research and
Development

i OUI Inc.

p OUI Inc.

**Ekaterina
NEKRASOVA**

e Association of
Pediatric
Ophthalmology Clinics
"Yasny Vzor"

Emma HARRELL

e Roche Products

Ltd.

Esther LARA

e Alcon Research
LLC, US

Florian SAVOY

e Remidio
Innovative Solutions

p Remidio
Innovative Solutions

Francis ABREU

e Genentech, Inc.

Fred CHEN

c Apellis
Janssen
PVC Therapeutics

Galín SPICER

e Genentech, Inc.

Gavin TAN

c Abbvie-allergan
Bayer

Novartis
Roche

Gemmy CHEUNG

c Allergan, Bayer,
Boehringer Ingelheim,
Novartis, Roche,
Samsung, Topcon

Gloria CHI

e Genentech, Inc.

Gumeng CHENG

e Roche (China)
Holding Ltd

Harsha NAIK

e Alcon Research
LLC

Harvey UY

f Carl Zeiss
Meditec

Hiroyuki NISHIMURA

e OUI Inc.

Hongzhi GUO

e Johnson &
Johnson

Hunter CHERWEK

e Orbis Canada
Inma PEREZ-GOMEZ

e Alcon
Management S.A.
Ivo STOILOV

e Genentech, Inc.

**Jacinto
SANTODOMINGO-
RUBIDO**

e Menicon

Company Limited

Jennifer LIM

c AbbVie/Allergan
Chengdu
Genentech/Roch

e Novartis

Regeneron

r Bausch & Lomb
Iveric

Jeremiah BROWN

c Genentech,
Allergan, Outlook
Pharmaceuticals

f Genentech,
Outlook
Pharmaceuticals,
Apellis, Character
Biosciences,
Regenxbio

r Genentech,
Astellas, Apellis

Jessie LEMP-HULL

e Alcon Research

Jie XU

e Johnson &
Johnson

John GRIGG

c Belite Bio
Janssen
Novartis

Jordan M. GRAFF

c Alimera,
Genentech,
Inc./Roche, Hi-Health,
Regenxbio

f Digital
Diagnostics,
Genentech,
Inc./Roche, Novartis,
Regenxbio

Judy KIM

r Alimera Sciences,
Allergan, Apellis,
Astellas Pharma,
Bausch + Lomb,
Clearside, DORC,
Genentech,
Inc./Roche, Notal
Vision, Novartis,
Outlook Therapeutics,
Regeneron

Jun OHASHI

f OUI Inc.

Justus GARWEG

c AbbVie
Bayer
Novartis
Roche

f Bayer
Novartis
Roche

Kaillin TIAN

e

F. Hoffmann-La
Roche Ltd.

Kara GIBSON

e Roche Products
Ltd.

Katie M LITTS

e Genentech, Inc.

Keiji SUGIMOTO

e Menicon
Company Limited

Kelvin TEO

c Bayer, Novartis
Boehringer

Ingelheim, Roche
Carl Zeiss AG

Nidek, Opharmic
technology, Topcon

Kenneth FONG

r Roche, Lumibird
Medical, Bayer, Abbvie

Lachlan MACGREGOR

e Hoffmann-La
Roche AG, Basel

f Hoffmann-La
Roche AG, Basel

**Lakshman
SUBBARAMAN**

e Alcon Research
LLC

Laura STEEPLES

e Roche Products
Limited, Welwyn, UK

Liliana P. PARIS

e Genentech, Inc.,
South San Francisco,
CA, USA

Manejeh YAQUB

e Genentech, Inc.

Manuel AMADOR

e Genentech, Inc
Genentech, Inc.

Margaret CHANG

c Genentech,
Inc./Roche, Iveric Bio,
Regenxbio

f Alexion, EyeBio,
NGM Bio, Novartis,
OcuTerra, Opthea

Marina MESQUIDA

e F. Hoffmann-La
Roche AG, Basel

Mario DE LA TORRE

e Quantel Medical

Marius STAN

c Horizon,
Immunovant, Sling,
Lassen, Third Rock
Ventures, Septerna,
Roivant, OSE
Immunotherapeutics,
OrthoDiagnostics,
ArgenX, Tourmaline,
Genentech, Inc.,
MedicXi (mixed
funding, institutional
and personal)

Mark BULLIMORE

c Ridgevue
Technologies LLC
(Own company)

Markus C. ELZE

e Hoffmann-La
Roche AG, Basel

f

Hoffmann-La
Roche AG, Basel

Marta SARTORI

f Mediphacos

Marten BRELEN

c Roche, Bayer

Masayo TAKAHASHI

f Genetic

i Vision Care

**Matthew A
CUNNINGHAM**

c Alcon, Alimera,
Allergan, Genentech,
Inc., Novartis,
Ocuphire

f Alimera,
Genentech, Inc., Jaeb
Center for Health
Research, Kodiak
Sciences, Novartis,
Parexel

r Apellis,
Genentech, Inc., Iveric
Bio, Regeneron

Meike PAULY-EVERS

e F. Hoffmann-La
Roche AG, Basel

Mel RABENA

e Genentech, Inc.,
South San Francisco,
CA, USA

Michael COOTE

i VividWhite

p VividWhite

Michael IP

c Allergan
Clearside
Biomedical

Novartis
OccuRx
Regeneron

f Biogen
Genentech
Iveric Bio
Lineage Cell
Therapeutics
Regenxbio

Michiko MANDAI

f Santen
Vision Care

Ming YANG

e Genentech, Inc.

Mitsuharu UEDA

f Alnylam
Pharmaceuticals
Pfizer Inc.

**Mohamad Aziz
SALOWI**

f Ministry of Health
Malaysia

Monica CRARY

e Alcon Research
LLC, US

Monica JONG

e Johnson &
Johnson

Nathan MATA

e Belite Bio

**Nicholas
DAGINCOURT**

e Genentech, Inc.

**Niranjan
MANOHARAN**

c Genentech, Inc

f Genentech, Inc.,
Iveric Bio

Noel BRENNAN

e Johnson &
Johnson

Noelle WHITESTONE

e Orbis Canada

**Nuntachai
SURAWATSATIEN**

r AbbVie
Bayer
Novartis
Roche

Oluwatobi IDOWU

e Genentech, Inc.

Pablo ARRISI

e Roche Products
Ltd., Welwyn Garden
City, UK

**Paisan
RUAMVIBOONSUK**

c Roche, Bayer,
Iveric Bio

f Roche
Roche, Bayer

Paul LATKANY

e Genentech, Inc.

Philippe MARGARON

e F. Hoffmann-La
Roche Ltd.

Hoffmann-La
Roche Ltd

f Hoffmann-La
Roche Ltd

**Purnima
RAJKARNIKAR**

STHAPIT

r HCP
Cureblindness

Quan Dong NGUYEN

f Acelyrin
Affibody
Genentech
Priovant
Regeneron

**Rajaraman
SURYAKUMAR**

e Alcon Research

Reed PIFER

e Alcon Research
LLC, US

Richard GALE

c AbbVie, Allergan
Apellis, Bayer
Biogen,
Boehringer Ingelheim
Notal, Novartis
Roche, Santen

f Bayer
Novartis
Roche

Robert ANG

c AcuFocus, Bausch
+ Lomb, BVI
AcuFocus,
Bausch+Lomb, BVI

f Ace Vision Group,
AcuFocus,
Bausch+Lomb, BVI,

Glaukos, Hoya, Ivantis,
STAAR Surgical
Roberto GALLEGOPINAZO

c Boehringer
Ingelheim, Novartis,
ORA Clinical, Roche,
ZEISS

f Bloss Group,
Celltrion, Ionis, Iveric
Bio, Novartis, NTC
Pharma, Roche

Robyn JAMIESON

c Janssen

r Novartis
Roger GOLDBERG

c Annexon
Biosciences
Biogen
Coherus
IrisVision
Regeneron

f Allergan
Apellis
Boehringer

Ingelheim
Genentech, Inc
Novo Nordisk

i Emmetrope
Ophthalmics

r Apellis
Biogen
Genentech, Inc.

**Rohan Jeetendra
KHEMLANI**

e OUI Inc.

Rohan KHEMLANI

e OUI Inc.

Ruobing BAI

e Roche Products
Ltd.

Ryota YOKOIWA

i OUI Inc.

p OUI Inc.

Sachiko NISHIMURA

e Menicon
Company Limited

Sean ADREAN

c Adverum,
Alimera,
Genentech,

f Adverum,
Alexion, Amgen
Apellis,

Genentech, Iveric Bio
Kodiak Life
Sciences, NGM

Pharmaceuticals,
Regeneron
Pharmaceuticals, Inc.,

REGENXBIO, and
Rezolut

Sergey DOMOGATSKY

p Imtek Ltd.

Shih Jen CHEN

c Roche

r Novartis,
Allergan, Bayer

Shintaro NAKAYAMA

f Japan Agency for
Medical Research and
Development

Shriji PATEL

e Genentech, Inc.

Shrinivas M JOSHI

f

Lambda
therapeutics

Simran MANGAT

r Alcon

Sophie LEPOGAM

e Genentech, Inc.

Srinivas SADDA

c AbbVie
Bayer Healthcare
Pharmaceuticals

Genentech
Hoffman La
Roche, Ltd

Regeneron
Pharmaceuticals Inc

f Carl Zeiss
Meditec

Heidelberg
Engineering

Nidek
Optos Inc
Topcon

r Novartis Pharma
AG

Steve NEWMAN

e Menicon
Company Limited

Steven BLOTNER

e Genentech, Inc.

Ta Ching CHEN

c Belite Bio

Tadao MAEDA

f Santen
Vision Care

Thomas KOHNEN

c Alcon, J&J,
Lensgen, Oculentis,
Oculus, Presbia,
Schwind, Zeiss,

Allergan, Bausch &
Lomb, Geuder, Med
Update, Santen, Staar,
Thieme, Ziemer

Timothy LAI

c Alcon, Allergan,
Bayer, Boehringer
Ingelheim, Chengdu
Kanghong, Iveric Bio,
Novartis, Oculus, Roche

Alcon, Allergan,
Astellas, Bayer,
Boehringer Ingelheim,
Chengdu Kanghong,

Iveric Bio, Novartis,
Oculus, Roche

Allergan, Astellas,
Bayer, Boehringer
Ingelheim, Novartis,
Oculus, Roche

f Bayer, Novartis,
Roche

Tobias MACHEWITZ

e Employee

Tomohiro IIDA

c Bayer, Boehringer
Ingelheim, Chugai
Pharmaceutical Co.,
Ltd./Roche, Novartis,
Senju

Vanessa OCHS

e Johnson &
Johnson

**Vishaal
BHAMBHWANI**

f Eyenuk Inc
iCare Inc
Northern Ontario
Academic Medicine
Association

Northern Ontario
Academic Medicine
Association

Orbis Canada

r Bayer Inc
Roche Inc

**Viswanathan
RAMASUBRAMANIAN**

e Alcon Research

Xin ZHANG

e Bayer

Xu CHENG

e Johnson &
Johnson

Yannan TANG

e Genentech, Inc.

Yasuhiko HIRAMI

f Santen
Vision Care

Yasuo KURIMOTO

f Santen
Vision Care

Yazan GAMMOH

r Zeiss

Ying LIU

e Genentech, Inc.,
South San Francisco,
CA, USA

Yiyi WANG

e Genentech, Inc.

Yoshinori MITAMURA

f SANTEN
PHARMACEUTICAL
CO.,LTD.

**Yu Xiang George
KONG**

p GLANCE Optical

Zdenka HASKOVA

e Genentech Inc
Genentech, Inc.

LIST OF INDUSTRY SPONSORS

Diamond Sponsor



Platinum Sponsors



Gold Sponsors



Seeing beyond



Bronze Sponsors



access to innovation



APAO

2026

HONGKONG



The 41st Asia-Pacific Academy of Ophthalmology (APAO) Congress

You Don't Want to Miss!



APAOphth



APAOphth



APAO_PHTH



APAOphth