

APAO-AIOS 2025

The 40th Asia Pacific Academy of Ophthalmology & 83rd Annual Conference of All India Ophthalmological Society



Pre Congress: Wednesday 2 April 2025 (Day 0)

Halls Location	Basement 1			Basement 2	2nd Floor		3rd Floor				4th Floor					6th Floor					
Scientific Halls	Brahmkamal Hall - Auditorium A	Amaltas Hall - B101 A	Amaltas Hall - B101 B	Brahmkamal Hall - Auditorium B	Parijat Hall 201	Kesar Hall 202	Kumudini Hall 301	Gulmohar Hall 302	Javakusum Hall 303	Champa Hall 304	Neelkamal Hall 305	Suryamukhee Hall 401	Moulshree Hall 402	Kaner Hall 403	Mogra Hall 404 A	Mogra Hall 404 B	Kadamb Hall 405	Palash Hall - Grand Ball Room A	Palash Hall - Grand Ball Room B	Palash Hall - Grand Ball Room C	
09:00 - 10:30	AIOS Videos Anterior Segment - 1	prep of council meeting	AIOS Meetings 09:00 - 13:00	Free Paper Glaucoma 1	PG Capsule (Case Presentations) : 08:30 - 17:15	Free Paper External Diseases 1	AIOS ARC Open House LDP Session : 09:00 - 17:45	AIOS ARC PG Thesis Competition (Young Researcher Award session) : 09:00 - 17:45	Ophthalmology Leaders in Education Program (Training the Teachers Program) : 09:00 - 16:30	Think under the Apple Tree (Prelims & finals) : 09:00 - 17:45	Free Paper Cataract 1	Free Paper Diabetic Retinopathy & Medical Retina 1	APAO Committee Meeting	APAO Committee Meeting	APAO Committee Meeting	APAO Committee Meeting	VAST	09:00 - 10:00 Hyde Park Community / Social Ophthalmology + Comprehensive Ophthalmology	Eye Shala 09:00 - 16:30	Free Paper Ocular Pathology / Ocular Oncology & Tumors 1	
10:30 - 12:00	AIOS Videos Anterior Segment - 2			Free Paper Glaucoma 2		Free Paper Pediatric 1					Free Paper Cataract 2	Free Paper Diabetic Retinopathy & Medical Retina 2						Free Paper Cataract 3		Free Paper Diabetic Retinopathy & Medical Retina 3	Free Paper Neuro Ophthalmology 1
12:00 - 13:30	AIOS Videos Anterior Segment - 3	Lunch break (12:00 - 14:00)	Lunch break (13:00 - 14:00)	Free Paper Glaucoma 3		Poster Podium Presentation Trauma					Free Paper Cornea 1	Free Paper Community / Social Ophthalmology-1	Free Paper Neuro Ophthalmology 2	Free Paper Trauma 1	Poster Podium Presentation Glaucoma	Poster Podium Presentation Ocular Pathology/oncology / tumors	Poster Podium Presentation Community / Social Ophthalmology	Poster Podium Presentation Comprehensive Ophthalmology		11:10 - 12:00 Hyde Park Ocular Pathology + Oculoplasty	Free Paper Orbit & Oculoplasty 1
13:30 - 15:00	13:30 - 15:30 AIOS Videos General	APAO Council Meeting 14:00 - 16:30	AIOS MC Meetings 14:00 - 17:00	Free Paper Vitreo-Retina 1		Poster Podium Presentation Squint					Free Paper Cornea 2	Free Paper Community / Social Ophthalmology - 2	Free Paper Neuro Ophthalmology 3	Free Paper Uvea 1	Poster Podium Presentation Ocular Pathology/oncology / tumors					Poster Podium Presentation Community / Social Ophthalmology	Poster Podium Presentation Comprehensive Ophthalmology
15:00 - 16:30	16:00 - 18:00 AIOS Videos Posterior			Break 16:30 - 17:00		Free Paper Vitreo-Retina 2					Poster Podium Presentation Vitreo - Retina	Free Paper Cornea 3	Free Paper Comprehensive Ophthalmology - 1	Free Paper Lacrimal	Free Paper Squint	Poster Podium Presentation Cataract & Optics / Refraction / Contact Lens	Poster Podium Presentation Diabetic Retinopathy & Medical Retina	Poster Podium Presentation Neuro Ophthalmology		13:00 - 14:10 Hyde Park Glaucoma + Neuro Ophthalmology	Poster Podium Presentation Pediatric Ophthalmology
16:30 - 18:00		APAO General Assembly 17:00 - 18:00	VAST	Free Paper Vitreo-Retina 3		Poster Podium Presentation Uvea					16:30 - 18:30 When the tough gets going (Prelims)	Free Paper Comprehensive Ophthalmology - 1	Free Paper Lacrimal	Free Paper Squint	Poster Podium Presentation Cataract & Optics / Refraction / Contact Lens	Poster Podium Presentation Diabetic Retinopathy & Medical Retina	Poster Podium Presentation Neuro Ophthalmology	14:10 - 15:20 Hyde Park Vitreo Retina + Uvea - II		Preparation	
AIOS Pre- Coronation Dinner : 19:30; Palash Hall Grand Ballroom B (6th Floor) (by invitation only)																					



Prof. (Dr.) Dennis Lam
APAO 2025
Scientific Program Committee Chair



Prof. (Dr.) Namrata Sharma
AIOS Scientific Committee Chair APAO 2025,
Scientific Program Committee Co-Chair (India)

Thursday 3 April 2025 (Day 1)



Halls Location	Basement 1			Basement 2	2nd Floor		3rd Floor			4th Floor						6th Floor			Exhibition Hall								
Scientific Halls	Brahmkamal Hall - Auditorium A	Amaltas Hall - B101 A	Amaltas Hall - B101 B	Brahmkamal Hall - Auditorium B	Parijat Hall 201	Kesar Hall 202	Kumudini Hall 301	Gulmohar Hall 302	Javakusum Hall 303	Champa Hall 304	Neelkamal Hall 305	Suryamukhee Hall 401	Moulshree Hall 402	Kaner Hall 403	Mogra Hall 404 A	Mogra Hall 404 B	Kadamb Hall 405	Palash Hall - Grand Ball Room A	Palash Hall - Grand Ball Room B	Palash Hall - Grand Ball Room C	Trade Room 1	Trade Room 2	Trade Room 3	Trade Room 4	Trade Room 5	Trade Room 6	
08:00 - 09:30	IC16 6/6 N6 But unhappy Post Cataract Sx	IC51 AAA: Algorithmic Approach and Analysis of Retinal diseases	VAST	IC314 Recent Concepts -Optimizing IOL Power Calculation	Update Secondary Glaucomas - Case based discussion on Diagnosis and Management of the various subtypes	Current Concepts Retina -Where inflammation meets Neo-vascularization: basics to clinics !! A novel approach	Nucleotomy	Current Concepts All About Esotropias	IC321 To tube or not to tube	IC316 Zinging /Sensational Vitreo-Retinal Surgeries	Perspectives in Ophthalmology	IC55 Learning lessons in uveitis practice	Hall Setup	(World Health Organization) Achieving effective Refractive errors coverage in India	IC453 Cataract Surgery in Presence of Ocular Co-morbidity	IC13 My 7 Best Learnings: VT based Surgical Pearls In Ocular Surface Sx	IC282 ERG ? Say with confidence that you know it.	Update What the hell is EDOF?	(Indian Pedatric Glaucoma Society) RecentTrends in Managing Childhood Glaucoma	IC401 Micro Innovations, Macro Impact: Transformative Breakthroughs in Cataract & Refractive Sx	08:00 - 09:10	IC438 The Oculoplastics secrets -demystified	Refractive surgery X files (Debates & Cases)	Free Paper Cataract 4 + Semi finals	Free Paper Diabetic Retinopathy & Medical Retina 4 + Semi finals	Free Paper Ocular Pathology / Ocular Oncology & Tumors 2 + Semi Finals	Free Paper Trauma 2 + Semi Finals
09:30 - 09:45	15-mins Break																										
09:45 - 11:15	IC 33 Phaco in Challenging Situations: Simplifying The Complex Mahipal Sachdev David Chang	Controversies in Medical Retina	Glaucoma Surgery: Advancement and Innovation	IC22 Microbial Keratitis – Stop Bugging us!	Managing Complex Strabismus	AIOS Endowment Lectures 2025 & AIOS General Awardees 2024	IC377 Medicolegal Challenges: Sight, Rights, and Legal Fights	My First Choice in Lacrimal and Socket Surgeries	IC287 Proliferative Vitreo Retinopathy: Countering the Scourge Paritosh Arvind Kamdar Manoj Saswade	[APOIS Symposium] Future of Ocular Imaging: From Diagnosis to AI	AI Innovation: Opportunities and Challenges for Start-Ups and Investors	Rapid Fire Cornea, Dry Eyes, External Eye Diseases and Eye Banking Update Session (1)	APAO Leadership Development Program (LDP) 2025-26 Orientation Class by invitation only	SAO APAO Academic Partnership Institutional Scientific session	Challenging Cases in Ocular Oncology	Eye Health in the Elderly	IC123 Decision Making in the Mx of Keratoconus: Queries based Solution	IC17 Surgical management of pediatric cataract- Video-based learning	Looking for a Solution to Presbyopia: What Options Do We Have Today?	International Guild of Editors – Trends & Perspectives on Ophthalmic Publishing	09:10 - 10:20	IC143 Allergic Eye Disease - An Enigma for Ophthalmologists	Best Papers of AIOC 2024 Kolkata	Free Paper Community / Social Ophthalmology - 3 + Semi Finals	Free Paper External Diseases 2 + Semi Finals	Free Paper Orbit & Oculoplas-ty 3 + Semi Finals	Impact Of Artificial Intelligence In Various Sub-Specialities (YOSI)
11:15 - 11:30	15-mins Break																										
11:30 - 13:00	[Plenary Session] Celebrating Excellence in Ophthalmology - APAO 2025 Award Lectures (11:30 - 13:00) Brahmkamal Hall - Auditorium A																										
13:00 - 13:15	15-mins Break																										
13:15 - 14:45	Cataract Video Complications - You Make the Call	New Approaches to Retinal Diseases	IC1 Surgically Suspending Intraocular Implants in Dislocated Lenses: Newer Techniques	2 Mins 2 Win	Myopia and Complications	IC489 Measuring & Monitoring – Way to Improving Quality of Cataract Surgery	IOLs : Newer Advances	In the Eye of the Storm: Challenging Cases in Ophthalmic Trauma	Joint Symposium of Ophthalmological Society of Bangladesh and Jordanian Ophthalmological Society	IC338 Target Emmetropia – Refractive Cataract Surgery	Mastering Uveitis Care: Essential Do's and Don'ts	Rapid Fire Glaucoma Update Session (1)	APAO Leadership Development Program (LDP) World Cafe: Speed Mentoring by invitation only	Molecular Mechanisms of Pathogenesis in Eye Diseases	Lessons Learned From Unforgettable Neuro-Ophthalmologic Cases	Understanding Scleral Buckling (SB) and Pneumatic Retinopathy (PnR) in Post Vitrectomy Era	Macular surgery	Challenging Clinical and Surgical Cases in Corneal and External Diseases	Management of Complex Retinal Detachments	IC 504 Tumors of the Ocular Surface Decoded	13:00 - 14:15	IC191 PTERYGIUM SURGERY– What is new?	IC211 Complex Strabismus Simplified	Free Paper Cornea 4 + Semi finals	Free Paper Neuro Ophthalmology 4 + Semi Finals	Free Paper Refractive Surgery 2 + Semi Finals	Free Paper Vitreo-Retina 4 + Semi Finals
14:45 - 15:00	Break 15 mins																										
15:00 - 16:30	Inauguration Arrangements	Tackling Posterior Capsule Rupture and Associated Complications: A Video Course	IC473 Decoding & conquering Hard Cataracts with Phaco	IC443 Success lies in Broca's Area - Comm. Pearls for Successful Clinical Practice	[ADES Symposium] Recent Advances in the Diagnosis, Pathophysiology, and Management of Dry Eye in Asia	IC286 Power Capsule in Learning Corneal Surgical Basics - VAST based approach	IC579 Errors to Expertise : Decoding Phaco Mistakes	[APSOPRS Symposium] Challenging Orbital Tumors: Expert Approaches and Multidisciplinary Management	Rapid Fire Neuro-Ophthalmology Update Session	IC102 DMEK - Made Simple for the Beginners: Step-by-Step	Angle-Closure Glaucoma in the Young: Exploring the Unexplored	Rapid Fire Pediatric Ophthalmology and Strabismus Update Session (1)	IC381 When the going gets tough in Glaucoma Surgery	[ICO Symposium] Cutting-Edge Trends in Eye Disease Management	Innovations in Resident Education	[APAO-AAO-SAO Joint Symposium] What's New in 2024 in Ophthalmic Research	Update : What After Residency? Fellowships, FRCS, FRCOPHTH, Training Abroad & Career Options	[APVRS Symposium] Vitreo-Retinal Surgeries for Ocular Surgery Complications	Refractive Lenticule Extraction: Recent Progress and New Surgical Techniques	Cell Talks : Innovations in Cell-Based Ophthalmology	14:15 - 15:30	IC591 Landmark anatomy to advance Lacrimal drainage Sx! A to Z care of Epiphora	Electroretinogram : Everything an Eye specialist should know	Goa Ophthalmological Association	Delhi Ophthalmological Society	Chattisgarh State Ophthalmological Society	MIGS - An update & Indian perspectives
15:30 - 16:45	[Plenary Session] APAO 2025 Dennis Lam Award (16:45 - 17:25) Brahmkamal Hall - Auditorium A																										
INAUGURATION APAO & AIOS Opening Ceremony (17:30 - 19:00) Brahmkamal Hall - Auditorium A (Basement 1)																											
AIOS Inaugural Dinner & Utsav 19:30 hrs																											
APAO Presidential Dinner (19:30 - 21:30) Palash Hall - Grand Ball Room B (6th Floor) (by invitation only)																											
ALL DAYS	Wetlab Area : (Adjacent to Scientific Halls at Trade Area) Exhibition Hall 1						PHYSICAL POSTER Area (Adjacent to Scientific Halls at Trade Area) Exhibition Hall 1						MC Meeting FOTI 11:30 - 13:00 (Trade Room 6) MC Meeting ACOIN 16:45 onwards (Trade Room 6)						AIOC Theatre : Screen 1 and Screen 2 (Showcase Centre) Exhibition Hall 1								
	SSTC Scientific Committee Coordinators : Amit Porwal & Piyush Bansal Convenors : Satanshu Mathur, Deepak Mishra,Pranita Sahay		DSTC Scientific Committee Coordinators: J S Bhalla, Somasheila Murthy Convenors: Mallika Goyal, Ankur Singh		TSTC Scientific Committee Coordinators : Amit Porwal & Vardhaman Kankaria Convenors : Sonu Goel, Nilesh Kumar, Prasanna V Ramesh, Pratyush		AIOS Scientific Coordinators : Jatinder S Bhalla, Somasheila Murthy, Vardhman Kankaria, Fairouz P Manjandavida						Prof. (Dr.) Dennis Lam APAO 2025 Scientific Program Committee Chair						Prof. (Dr.) Namrata Sharma AIOS Scientific Committee Chair APAO 2025, Scientific Program Committee Co-Chair (India)								

Friday 4 April 2025 (Day 2)



Halls Location	Basement 1			Basement 2	2nd Floor			3rd Floor					4th Floor					6th Floor			Exhibition Hall						
Scientific Halls	Brahmkamal Hall - Auditorium A	Amaltas Hall - B101 A	Amaltas Hall - B101 B	Brahmkamal Hall - Auditorium B	Parijat Hall 201	Kesar Hall 202	Kumudini Hall 301	Gulmohar Hall 302	Javakusum Hall 303	Champa Hall 304	Neelkamal Hall 305	Suryamukhee Hall 401	Moulshree Hall 402	Kaner Hall 403	Mogra Hall 404 A	Mogra Hall 404 B	Kadamb Hall 405	Palash Hall - Grand Ball Room A	Palash Hall - Grand Ball Room B	Palash Hall - Grand Ball Room C	Trade Room 1	Trade Room 2	Trade Room 3	Trade Room 4	Trade Room 5	Trade Room 6	
08:00 - 09:30	IC125 Learn from the Masters: While Chopping, When The Cataract Doesn't Crack, What To Do?	Glaucoma Society of India	IC44 What Next Situations in cataract Surgery - it is different every time	IC 394 Retina in systemic diseases- Be the Sherlock Holmes of clinical medicine	IC232 The A to Z... of FLACS	IC 610 Phakic IOL: Learn it from the Masters	[SAO Symposium] Ophthalmic Education	IC60 A practical guide to Manage Corneal perforations: A case-based and video-assisted course!	Sanjay Chaudhary Alok Tekriwal	IC131 A STITCH IN TIME SAVES NINE	IC148 A Paradigm Shift in Initial Surgery for Primary Congenital Glaucoma	Medico Legal Issues in Ophthalmic Practice		IC146 Small Pupils, More than What Meets the Eye	IC313 Reaching the Unreached - Ways and Means	IC101 Mastering Endophthalmitis: Tackling the Loch Ness Monster	IC245 Anterior segment imaging: hidden clues and unseen treasures	IC398 Retinoblastoma Revisited: What is New in 2025?	IC481 Surgical X Files in Retina	IC122 Video-based elucidation of clinical and diagnostic ophthalmic investigative modalities	IC80 Navigating challenges: Managing and mitigating complications associated with glaucoma surgery	IC495 Premium IOLs - Selection Criteria, Investigations, IOL Models & Residual Correction	Update DME : A Practical guide to up - Scaling VRSpecialists Practice	IC96 The Upward struggle: How to handle vertical strabismus	IC159 Clinical Case Presentation Pearls for Success @ Exams Simplified for Post Graduates	IC213 Novel tissue expander of 10/14 F catheter the wonder in Ophthalmology	
09:30 - 09:45	15-mins Break																										
09:45 - 11:15	Five Pearls in Cataract and Ocular Comorbidity	President's Guest Lectures	[APAO WIO Symposium] Real-World Experiences in Combating Retinal Diseases	Film Festival HOYA	What Not to Miss in Pediatric Refractive Errors and Seemingly Common Strabismus	IC559 My Approach to Treatable Macular Disorders	Translational Research in Age-Related Macular Degeneration (AMD) and Diabetic Retinopathy	APAO Grand Round in Orbital Disorders	IC95 Identifying Glaucoma Masqueraders : Multi-Specialty Insights	Recent Advances in AI Across Ophthalmic Subspecialties	(IUSG) Multimodal Imaging in (NIPU): What Comprehensive Ophthalmologists need to know	Rapid Fire Retina (Medical) Update Session (1)		IC49 Bailout options in Cataract Surgery	[APSOII Symposium] Frontiers in Uveitis: Innovations and Insights	Imaging in Ocular Oncology	IC179 OBITUARY: Clinical examination in glaucoma diagnosis	Macular Surgery	[APGS Symposium] Surgical Management of Primary Angle Closure Glaucoma	AIOS International Heroes	IC190 Cataract Comorbid Capsule	IC353 Retropupillary Iris Claw Lenses For Comprehensive Ophthalmologist	IC506 Solving The Jigsaw Puzzle - The Nuts & Bolts of Immunotherapy in Uveitis	IC210 Simple Limbal Epithelial Transplantation (SLET) : Hope in the horizon	Current Concept Why orthoptek for general ophthalmologist?	Hot Debates Glaucoma	
11:15 - 11:30	15-mins Break																										
11:30 - 13:00	[AAO Symposium] Debates in Retina: Where Are We Now?	[Alcon Sponsored Symposium] Advanced IOLs Solutions: Ensuring Patient Satisfaction	Advancing DME Standards of Care with Afibercept 8mg in the real world	IC600 Phacoemulsification - Case based learning	[APMS Symposium] Myopia Prevention and Control	Evolving Paradigms of nAMD Management 12:00 - 13:00	Trends in Corneal Transplantation	Mastering the Art of Ophthalmic Trauma: A 90-Minute Masterclass	World Society of Paediatric Ophthalmology and Strabismus	When the tough gets going	Controversies in Uveitis: Debates and Cutting-Edge Treatments	Rapid Fire Orbital and Oculoplastic Surgery Update Session		OCT : All that you want to know	Approach to a Patient With Double Vision	Ocular Tumors: Emerging Drugs and New Trials	Advances in Multi-Omics Approaches to Understanding Eye Diseases	Women Ophthalmologists Society	Ophthalmic Premier League (OPL)	Diabetic Vitrectomies	Rajasthan Ophthalmological Society	IC275 Orbital pathologies demystified	IC403 Unveiling the approach in complicated cataract surgery	Indian ROP Society	Eye banking association of India	Forum of Ophthal Teachers of India	
13:00 - 13:15	15-mins Break																										
13:15 - 14:30	Cataract Surgery : Challenges & Advances Keynote Address : Newer Developments Dennis Lam	[Johnson & Johnson Vision Sponsored Symposium] SILK Symposium	Innovations in Ophthalmology	Glaucoma Surgery	Complex Pediatric Ophthalmology	IC161 Who is afraid of medico legal cases?	IC205 Horror Show in Cataract Surgery !	Mystery Retina Cases	APAO Young Ophthalmologists (YO) Symposium	Keratitis Kaleidoscope - Asian Perspective and Practice Pearls	IC263 Peripheral Ulcerative Keratitis (PUK)- An Enigma for Clinicians	Rapid Fire Ocular Imaging & AI, Digital Innovation and Virtual Health Update Session		International Cornea Symposium	Translational Research in High Myopia	[APAO Research Workshop] From Grant Writing to Global Collaboration - Strategic Approaches to Securing	IC418 'My Longest Retina Day!!'	What Is New in Customized LASIK and Phakic IOLs for Myopia With Astigmatism	Different Management Strategies for a Wide Spectrum of White Cataracts	IC11 Scientific Publications: Pearls and Pitfalls	IC 474 Viral Endothelitis: The Challenges Prafulla Maharana	IC108 Neuro Ophthalmic Disc Conditions - Diagnostic Challenges	Bihar Ophthalmological Society	IC84 Nuances in ophthalmic pathology	Maximising Residency (YOSI)	Video Assisted Problem Oriented Retinal Surgery (VAPORS)	
14:30 - 14:45	15 mins break																										
14:45 - 16:30	Eye 100 Award Ceremony (14:30 - 15:45)	International Society of Refractive Surgeons	IC392 The Complicated Anophthalmic Socket - Comprehensive Management Perspective	Cataract Panorama	IC516 Phakic IOLs - overcoming challenges	Ocular graft versus Host Disease - Current Understanding & Future Promise	Management of Glaucoma	IC597 The Smart SICS- Technological Advances	IC252 Simple tips to make Phaco easy	Corneal Potpourri from Europe (EUCORNEA)	IC207 Comprehensive Understanding of Humphrey Perimetry in Glaucoma	IC222 EXPLANTING IOLS AND IMPLANTING SECONDARY IOLS-RECENT STRATEGIES	Newer technologies for perfect	IC175 All about Capsulotomy: Avoiding and managing complications of capsulotomy in Phaco and SICS.	IC421 OCT for the Comprehensive Ophthal.	3:00 - 3:45 Phacoemulsification + IOL : Different Strokes	Rare Vision: Exploring Emerging Frontiers in Rare Eye Disease Research	IC136 Happy Patient, Happy Doctor: The Art & Science of Effective Communication in Challenging Scenarios	IC121 Cataract Surgery Crisis Management 101	IC319 AV ideo gallery of tough surgical situations	Student of the year finale	IC117 Approach to a child with acute acquired visual problem	Outcomes in Cataract & Refractive Surgery	Are Cluster of Infections & Reactions becoming an Increasing Threat	Current Concept Do's and Don't in Ocular Trauma : How to maximize Outcome?	Updates The Most Cost - Effective Eye Hospital Model to Provide Best Clinical Services With Supreme Results	
16:30 - 16:45	15-mins Break																										
16:45 - 17:20	15:45 - 16:30 APJO Consensus Symposium	Tips and Tricks in Difficult Vitreo-Retinal Surgery Cases	Glaucoma Looks to the Future: Challenges and Prospects	IC323 Practical Pearls to Enhance Cataract Surgical Outcomes	Fundus SIGNS - Catch them, Interpret them!, Differentiate them!	Lessons From Uveitis: Avoiding Common Diagnostic and Treatment Errors	Comprehensive Guide to Managing Ocular Complications of Stevens-Johnson Syndrome and Toxic Epidermal	Central Serous Chorioretinopathy: Case-Based Discussion on Imaging Findings and Management Challenges	International Society of Manual Small Incision Cataract Surgeons Magic of SICS 1	[ASNOS Symposium] Neuro-Ophthalmology in Asia	IC144 Trouble Shooting in Sterilization	Rapid Fire Pediatric Ophthalmology and Strabismus Update Session (2)	Recent Advances in Retina New	Rapid Fire Retina (Surgical) Update Session	SPECS Asia: Addressing the Refractive Error Challenges	Retinoblastoma 2025 - They Live and See	IC331 The dilemmas in cataract Sx IOL Selection	[ACS Symposium] Cutting-Edge Topics in Cornea and Ocular Surface Disease	Conquering Capsule Complications: My Best Teaching Videos	IC181 Silicone oil emulsification Mx strategies	Teachers of Tomorrow (Prelims)	IC229 Taming the Untamed: Mastering Recalcitrant Corneal Infections Naveen Radhakrishnan Frank Larkin	All Gujarat Ophthalmological Society	Walking Hand in Hand in Difficult roads to beautiful destinations!	Strabismus New	RETINAWS	
17:20 - 18:15	International Guests Felicitation 16:30 - 17:30																										
AIOS Award Ceremony 17:30 onwards Brahmkamal Hall - Auditorium A APAO Award Ceremony I & Cultural Party (18:45 - 19:30) A DOT Convention Centre Near Leela Gurgaon																											

APAO Leadership Development Program (LDP) 2025-26 insights Workshop (09:45-14:45) by invitation only

ALL DAYS	Wetlab Area : (Adjacent to Scientific Halls at Trade Area) Exhibition Hall 1											PHYSICAL POSTER Area (Adjacent to Scientific Halls at Trade Area) Exhibition Hall 1											APAO QUIZ (10:30 - 11:15) Showcase Centre	AIOC Theatre : Screen 1 and Screen 2 (Showcase Centre) Exhibition Hall 1	APAO WIO Luncheon (12:45-14:15) Juhl Café (2/F) by invitation only	 Prof. (Dr.) Dennis Lam APAO 2025 Scientific Program Committee Chair	 Prof. (Dr.) Namrata Sharma AIOS Scientific Committee Chair APAO 2025, Scientific Program Committee Co-Chair (India)
	SSTC Scientific Committee Coordinators : Amit Porwal & Piyush Bansal Convenors : Satanshu Mathur, Deepak Mishra, Pranita Sahay	DSTC Scientific Committee Coordinators: J S Bhalla, Somasheila Murthy Convenors: Mallika Goyal, Ankur Singh	TSTC Scientific Committee Coordinators : Amit Porwal & Vardhaman Kankaria Convenors : Sonu Goel, Nilesh Kumar, Prasanna V Ramesh, Pratyush	AIOS Scientific Coordinators : Jatinder S Bhalla, Somasheila Murthy, Vardhman Kankaria, Fairouz P Manjandavida																							



Saturday 5 April 2025 (Day 3)

Halls Location	Basement 1			Basement 2		2nd Floor		3rd Floor			4th Floor					6th Floor			Exhibition Hall										
Scientific Halls	Brahmkamal Hall - Auditorium A	Amaltas Hall - B101 A	Amaltas Hall - B101 B	Brahmkamal Hall - Auditorium B	Parijat Hall 201	Kesar Hall 202	Kumudini Hall 301	Gulmohar Hall 302	Javakusum Hall 303	Champa Hall 304	Neelkamal Hall 305	Suryamukhee Hall 401	Moulshree Hall 402	Kaner Hall 403	Mogra Hall 404 A	Mogra Hall 404 B	Kadamb Hall 405	Palash Hall - Grand Ball Room A	Palash Hall - Grand Ball Room B	Palash Hall - Grand Ball Room C	Trade Room 1	Trade Room 2	Trade Room 3	Trade Room 4	Trade Room 5	Trade Room 6			
(Fundraising Run 06:00 - 07:00)																													
08:00 - 09:30	One point at a time (OPAT)	IC 65 Genetics in Ophthal... Current Methods of Genetic Analysis & Potential Genetic Treatments	IC 227 Beyond the Eye: Navigating Orbi-to-Facial Trauma	IC 38 Iris Repair & Pupiloplasty: All you need to know	IC536 Ocular Tumors - Dx & Management Guidelines	IC271 OCT Angiography- Navigating the Teenage tantrums	[SAO Symposium] Retinopathy of Prematurity (ROP): Newer Developments	IC145 Managing Astigmatism with MSICS	IC444 Simple Innovative Tips in Your Operation Theatre for Optimal Outcomes -A VT Based course	IC439 Decoding Macular Sx-Case based understanding of surgical management in macular disorders.	IC294 Breaking the Deadliest of all Formation of Complex Cataract with Innovative Surgical Techniques	IC4 How to handle uveitis patients. A step-wise approach of Dx & Mx.	IC199 Black white brown red and more cataracts	IC86 Navigating the thorns in the MIGS path: when All is not Well	IC529 Managing Primary Angle Closure Disease	IC387 Corneal infections: When to suspect unusual pathogens	Best Videos CS Reshmi	IC25 VAST for Use of Botulinum Toxin, Fillers & Facial Thread Lifts, For Cosmetic Facial Rejuvenation	IC183 Double Trouble: Cataract Sx Challenges in Ocular Co morbidities	IC479 My Mistake -You Learn: Managing Peroperative Challenges & Complications during Phaco	Current Concept - Biometric Blueprints for Brilliance: Mastering IOL Power Decisions	IC184 Medico-Legal Update – Current Scenario for an Ophthalmologists.	IC359 Mastering Scleral Fixated IOL (SFIOL) : Techniques, Troubleshooting, Tips and Tricks	Updates Comprehensive Mx of Corneal Emergencies. The Dx Dilemma & Treatment Challenges	(EIZOC) Recent Advances in Cataract & Refractive Surgery				
09:30 - 09:45	15-mins Break																												
09:45 - 11:15	Age-Related Macular Degeneration (AMD) and Related Diseases	VKC Uncovered: Comprehensive Dx & Cutting-Edge Treatments (Ocular Allergy)	09:45 - 10:15 Medical Legals in Ophthalmology	[ESCRS-APAO Joint Symposium] Tackling Posterior Capsule Tears: How to Avoid, How to Rescue	[APSPoS Symposium] Childhood Myopia	Translational Research in Anterior Segment	IC142 IOL Fixation Techniques – Managing Decentered Dislocated Dangling IOLs	Eyelid Surgery: Functional and Aesthetic – a Video Odyssey	Instructional Course Ultrasound and UBM: Basic Exam and Clinical Cases	IC92 Optimizing Outcomes in Challenging Cataract Cases	Recent Advances and Updates of AI in Ophthalmology	Rapid Fire Academia. Research, Teaching and Education in Ophthalmology & Translational Research in Ophthalmology Update Session	APAO Leadership Development Program (LDP) Project Presentation (1)	IC484 Two Sides of A Coin: The Big Fight - Debates on Refractive Controversies	Latest Developments in Neuro-Ophthalmology	PENTATHLON	National Symposium Glaucoma	Recent Glaucoma Trials: Impact on Management	Quiz	(IAPB) Mid-term assessment of 2030 Insight in Asia Pacific regional advocacy strategy for Global Summit on Eye Health	IC496 Corneal infections: When to suspect unusual pathogens	Revolutionizing Ophthalmology: Global Advances by the Armed Forces in Vision Care and Combat Readiness"	Medicolegal aspects for young Ophthalmologists (YOSI)	Punjab Ophthalmological Society	VISION 2020				
11:15 - 11:30	15-mins Break																												
11:30 - 13:00	Diabetic Retinopathy	IC6 Phaco Nightmares	Time for ChANGe: Integrating faricimab into first line therapy for nAMD and DME	IC488 Think on your feet – Surgical pearls in anterior segment Sx which helped save the day!	Cornea Society (USA)	Expanding refractive surgery options with EVO ICL™	Eye Health in Children	[APOTS Symposium] In the Blink of an Eye: Understanding Ophthalmic Trauma	IC141 Innovative Cataract Sx Training for Generation Z - Embracing Modern Techniques	Ocular Tumors: Management Challenges	[AAO-APAO Joint Symposium] Perspectives on Translating AI and Digital Technology Into the Real World	Rapid Fire Refractive Surgery Update Session	APAO Leadership Development Program (LDP) Project Presentation (2)	Changing paradigms in glaucoma	Making Complex Strabismus Easier	Trending Topics in Medical Education Research	Gene and Cell-Based Therapies in Eye Diseases	Managing Corneal, Conjunctival and Anterior Segment Trauma	Court Martial	IC 466 Mission Possible: Phaco, Femto-Laser & Zepto Assisted Phaco in Challenging Cases	Practical approach to a patient with Neuro Ophthalmic Disorders	IC168 Thick ("Pachy") Choroid Phenomena: Exploring the Full Spectrum	IC324 Mastering Lasers for Comprehensive Ophthalmologists: Essential Techniques and Insights	Entod Childhood Progressive Myopia-Recent Advances and Unresolved Challenges	Tele Ophthalmology Society of India				
13:00 - 13:15	15-mins Break																												
13:15 - 14:45	IC138 Posterior Capsule Rupture Mx & Newer Secondary IOL Techniques	Science and Fun in Ophthalmology	[Johnson & Johnson Vision Sponsored Symposium] Latest IOL Advancements in Cataract Surgery	IC201 OOPS moments in Cataract Sx : Handling intraoperative complications Kumar Doctor Vladimir Pfeifer	Essential Pediatric Ophthalmology	Lower Eyelid Blepharoplasty and Rejuvenation – Achieving Finesse and Optimising Outcomes	Structure Function evaluation in Glaucoma	Exploring Visual Frontiers: Advances in Ocular Imaging Across Subspecialties	Emerging Areas of Eye Research	IC 611 Pediatric Cataract	[APSOII Symposium] Living With Uveitis: Patients' Perspectives on Managing Ocular Inflammation	Rapid Fire Cataract Update Session	Rapid Fire Glaucoma Update Session (2)	IC485 Peripheral Ulcerative Keratitis: Evidence-based Management Pearls	Contemporary and Future Corneal Rehabilitation: Replacement and Enhancement	Simplifying Subluxation and Scleral Fixation	IC188 Salvaging failing bleb in early postoperative period	Refractive Lens Exchange: Innovations, Outcomes and Limitations	IC553 Oops moments in Refractive surgery & managing them appropriately.	IC375 Resurgence of Surface Ablation as a Primary Procedure in Refractive Surgery	IC266 Human Amniotic Membrane: Preparation andApplications	IC571 Innovative & practical tips in managing cataract surgery complications	Karnataka Ophthalmological Society	ACOIN Association of Community Ophthalmologists	Updates : Navigating the Curves: Problems and Solutions in Keratoconus				
14:45 - 16:00	IC52 Phakic IOL Mastering till Perfection	15 mins break	Real world benefits of Afibercept 8mg in nAMD and PCV	IC26 Raising the Bar in Refractive surgery	IC476 Cataract surgery in special situations	IC118 Comprehensive Management of Diabetic Retinopathy	AI and Evidence based medicine in Glaucoma	IC119 Simplifying strabismus: Managing basic to complex cases	(SOLS) Subthreshold Ophthalmic Laser Society	IC56 CENTRATION & STABILISATION OF THE CAPSULAR BAG & INTRAOCULAR LENS: VIDEO COURSE	International Society of Manual Small Incision Cataract Surgeons	Eye Sustainability	The College of Ophthalmologists of Sri Lanka Ischaemic Optic Neuropathy	Endothelial Keratoplasty Learner's Group and Research Forum	IC59 Genetic testing in Peds. Ophthal: When,Why, What-Case based approach	Best Free Papers Col. Rangachari	IC357 Open your Eyes to Angle Closure- A Complete Guide for a Comprehensive Oph.	IC432 Planning cataract surgery in a patient with retinal pathology? – The must know points	IC90 Glaucoma Kaleidoscope: Evolving patterns redefining mx. algorithms in glaucoma's of Asia	VAST	IC280 Clinical Insights into Neuro-Ophthalmology	IC449 Diagnostic Conundrums in orbital inflammation	Telangana Ophthalmological Society	IC197 How to Make Unhappy Patient Happy Even After Uneventful Phaco Surgery	North Zone Ophthalmological Society				
AIOS General Body Meeting : 16:00 Hrs ; Hall : Palash Grand Ballroom A																													
APAO Award Ceremony II (16:45 - 18:15) Brahmkamal Hall - Auditorium A (Basement 1)																													
Young Ophthalmologists Night : 18:30 - 20:00																													
ALL DAYS	Wetlab Area : (Adjacent to Scientific Halls at Trade Area) Exhibition Hall 1											PHYSICAL POSTER Area (Adjacent to Scientific Halls at Trade Area) Exhibition Hall 1																	
	SSTC Scientific Committee Coordinators : Amit Porwal & Piyush Bansal Convenors : Satanshu Mathur, Deepak Mishra, Pranita Sahay			DSTC Scientific Committee Coordinators: J S Bhalla, Somasheila Murthy Convenors: Mallika Goyal, Ankur Singh			TSTC Scientific Committee Coordinators: Amit Porwal & Vardhaman Kankaria Convenors : Sonu Goel, Nilesh Kumar, Prasanna V Ramesh, Pratyush			AIOS Scientific Coordinators : Jatinder S Bhalla, Somasheila Murthy, Vardhman Kankaria, Fairouz P Manjandavida			APAO LDP Alumni Reception (13:00-14:15) Juhl Café (2/F) by invitation only			APPREA Meeting Trade Room 5 15:30 hrs			 Prof. (Dr.) Dennis Lam APAO 2025 Scientific Program Committee Chair						 Prof. (Dr.) Namrata Sharma AIOS Scientific Committee Chair APAO 2025, Scientific Program Committee Co-Chair (India)				

Sunday 6 April 2025 (Day 4)

Halls Location	Basement 1			Basement 2	2nd Floor		3rd Floor					4th Floor					6th Floor			Exhibition Hall							
Scientific Halls	Brahmkamal Hall - Auditorium A	Amaltas Hall - B101 A	Amaltas Hall - B101 B	Brahmkamal Hall - Auditorium B	Parijat Hall 201	Kesar Hall 202	Kumudini Hall 301	Gulmohar Hall 302	Javakusum Hall 303	Champa Hall 304	Neelkamal Hall 305	Suryamukhee Hall 401	Moulshree Hall 402	Kaner Hall 403	Mogra Hall 404 A	Mogra Hall 404 B	Kadamb Hall 405	Palash Hall - Grand Ball Room A	Palash Hall - Grand Ball Room B	Palash Hall - Grand Ball Room C	Trade Room 1	Trade Room 2	Trade Room 3	Trade Room 4	Trade Room 5	Trade Room 6	
08:00 - 09:30	Update 10 Pearls in the ocean of uveitis for the general practitioner	IC274 Enhancing mono-focality, enhancing life!	IC596 Optimising anterior segment ocular trauma outcomes	IC328 Next-Gen Retinal Imaging: Transformative OCTA Applications and AI Integration	IC464 Road ahead for private practice -What they didn't teach us in medical school	IC445 Aqueous Drainage Implant Surgery: Optimising Outcomes and Managing Post Operative Complications	IC233 Bailout IOL Options from Basic to Advanced in the Absence of Capsular Support – A VT Course	IC406 Recent advances in Imaging in glaucoma	IC270 Managing complex and complications of cataract surgery	IC463 Oops in Ophthalmic Plastic Surgery	Updates Reaching The Unreached : Taking Ophthalmic Care to the Community	IC248 Advanced Strategies for Mastering Small Incision Cataract Surgery(SICS) in Complex Ocular Conditions	IC350 Developmental Corneal Abnormalities: A Systematic Approach in Unraveling the Diagnosis	IC551 Masterclass on Diabetic Retinopathy : Step by Step from Basics till 2025 & the growing role of AI	IC441 Retinal vein occlusion A to Z	Facial Cosmetic Surgery: The New Frontier	Mixed Bag (Anterior Segment)	IC517 'Real world applications of Corneal Diagnostics': A case based approach!	Current concept WEALTHCON way to financial freedom-Save Tax, Select Insurance, MF, Stocks & Paper Gold	IC528 Target 20/ happy- While providing Freedom from Glasses after Cataract surgery - Evidence based	08:00 - 09:15	IC77 Protocols & Infection Control Practices in Ophthalmic Operation theatre	IC76 Mastering the Complexities in Pediatric Cataract Sx : Challenges & Advanced Solutions	Jharkhand Ophthalmological Society	Current Concept Running a Successful Cataract Practice: Tips for Stand Alone Practitioners -	Update Traumatic Cataract: Practical Pearls : A VT Case-Based Approach -	
09:30 - 09:45	15-mins Break																										
09:45 - 11:15	When the Going Gets Tough in Cataract Surgery: A Video Symposium	IC540 TARGET 20/20 IN CATARACT SURGERY	Glaucoma AI and Imaging	National Symposium Diabetic Retinopathy	National Symposium Cornea	National Symposium Ocular Trauma	National Symposium Lenticule Procedures in Refractive Surgery	Approach to Dry Eye Disease – Addressing an Emerging Ocular Epidemic	Rapid Fire Myopia Update Session (1)	Asian Blepharoplasty and Its Intricacies	Teacher of Tomorrow Finale	Rapid Fire Retina (Medical) Update Session (2)	Rapid Fire AI, Digital Innovation and Virtual Health Update Session	Rapid Fire Ocular Oncology and Pathology Update Session	Rapid Fire Cornea, Dry Eyes, External Eye Diseases and Eye Banking Update Session (2)	National Symposium Cutting Edge in Oculoplasty & Ocular Oncology	National Symposium Recent Trends in Strabismus	Retinal Detachment	IC356 Amniotic membrane - The new biological in ophthalmology	IC 5 The War of Flaps!	09:15 - 10:30	IC539 journey of IOL in 75 yrs	IC83 Controlling myopia progression - turning the dream into reality	Andhra Pradesh Ophthalmological Society	Current Concepts Visionary Mastery: Ophthalmology Clinical Techniques for Postgraduates for Walk-in OPD Patients	Current Concept Pediatric Ocular Pathologies: Exploring etiologies, Dx challenges & therapeutic advancements	
11:15 - 11:30	15-mins Break																										
11:30 - 13:00	Perfecting Surgical and Refractive Outcomes in a Wide Spectrum of New-Generation Premium Intraocular Lenses	IC587 Retina essentials for the General Ophthalmologist	Update Deep Dive into Complexities of Ophthalmic Practice Management	IC311 Directed Energy inflicted Ocular injuries: Industrial, Iatrogenic Hazards & Military Warfare	Pediatric Corneal Disorders – the Spectrum and Its Challenges	IC21 Steering through orbital and lacrimal surgery shepherded by GPS based Navigation Technology	IC503 Diagnostics in medical retina-recent advances	When You Don't Get It Right the First Time – Revision of Oculoplastic Surgeries	Rapid Fire Myopia Update Session (2)	Rapid Fire Ophthalmic Trauma & Visual Sciences & Orbital and Oculoplastic Surgery Update Session	Tips and Tricks to Make Descemet's Membrane Endothelial Keratoplasty Simple and Efficient	Rapid Fire Retina (Medical) Update Session (3)	Rapid Fire Intraocular Inflammation, Uveitis and Scleritis Update Session	Rapid Fire Ophthalmic Epidemiology and Prevention of Blindness Update Session	IC63 Unraveling Retinitis	Rapid Fire Glaucoma Update Session (3)	IC241 Refractive surgery options and decision making	Vitreo-Retinal Surgeon's Nightmares	Troubles in Topography: A Tutorial in Corneal Mapping	IC296 Blueprints of Eyelid Restoration	10:30 - 11:45	National Symposium "What's new in Uveitis"	PG Capsule	Private Practice Management for beginners (YOSI) Dr Jignesh Taswala	Innovations	Update Corneal epithelium in health and disease - Uma Sridhar	
																					11:45 - 13:00	Kerala Ophthalmic Association	PG Capsule	Maharashtra Ophthalmological Society	Current Concept Suprachoroidal hemorrhage	Update TED Talks: Transformative Strategies in Thyroid Eye Disease Management -	

Valedictory 13:30 Hrs ; Hall : Brahmkamal (Amaltas Hall - B101A) Basement 1

ALL DAYS	Wetlab Area : (Adjacent to Scientific Halls at Trade Area) Exhibition Hall 1						PHYSICAL POSTER Area (Adjacent to Scientific Halls at Trade Area) Exhibition Hall 1						British Contact Lens Association (BCLA) – A Dry Eye Workshop (14:00 - 16:00) ; Hall : Amaltas B101 A						 Prof. (Dr.) Dennis Lam APAO 2025 Scientific Program Committee Chair						 Prof. (Dr.) Namrata Sharma AIOS Scientific Committee Chair APAO 2025, Scientific Program Committee Co-Chair (India)					
	SSTC Scientific Committee Coordinators : Amit Porwal & Piyush Bansal Convenors : Satanshu Mathur, Deepak Mishra,Pranita Sahay			DSTC Scientific Committee Coordinators: J S Bhalla, Somasheila Murthy Convenors: Mallika Goyal, Ankur Singh			TSTC Scientific Committee Coordinators : Amit Porwal & Vardhaman Kankaria Convenors : Sonu Goel, Nilesh Kumar, Prasanna V Ramesh, Pratyush			AIOS Scientific Coordinators : Jatinder S Bhalla, Somasheila Murthy, Vardhman Kankaria, Fairouz P Manjandavida																				

British Contact Lens Association (BCLA) – A Dry Eye Workshop