




Step by Step Ophthalmic Surgical Learning (SSOSL)

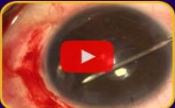







17/05/2024
25/05/2024


 All India Ophthalmological Society
Scientific Committee 

Step by Step Ophthalmic Surgical Learning Iris Repair Procedures



Course Director Dr. Priya Narang , MS
Director, Narang Eye Care & Laser Centre, Ahmedabad

 Modified Sewing Machine & SFT Technique Click here to watch	 SFT for Urrets-Zavalía Syndrome Click here to watch	 Single Pass 4 - Throw Pupilloplasty Click here to watch	 Urrets-Zavalía Syndrome Click here to watch
 Pinhole Pupilloplasty Click here to watch	 Reverse Four-Throw Technique for Pupilloplasty Click here to watch	 Post - Traumatic Cataract & Iridodialysis Repair Click here to watch	 Trocar Assisted Iridodialysis + Reverse 4 - Throw Pupilloplasty Click here to watch

 **Do you have a different technique**
[Click here to submit](#)

Master's Stroke : Iris Repair Procedures (SSOSL)

Click here to watch

<https://aios-scientificcommittee.org/step-by-step-surgical-learning-by-dr-priya-narang/?playlist=ffd1b52&video=645982c>



All India Ophthalmological Society
Scientific Committee



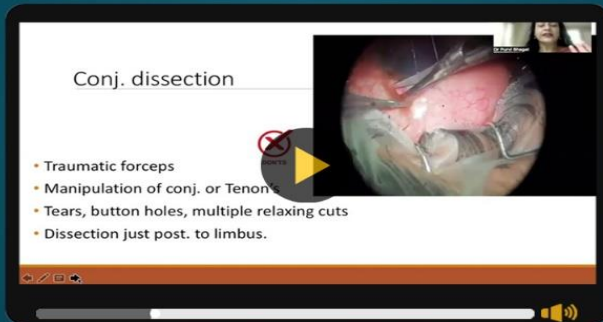
Step by Step Trabeculectomy

Surgical Learning

Chapter-1



Dr. Purvi Bhagat , MBBS, D.O., M.S., FAIMER (CMCL)
Professor & Head of Glaucoma Clinic
M & J Western Regional Institute of Ophthalmology
Ahmedabad, Gujarat, India.



Click here to watch



Do you have a different technique
Click here to submit

Step by Step Trabeculectomy (Chapter-1) : Dr. Purvi Bhagat

Click here to watch

<https://www.youtube.com/watch?v=ihjo2R-nPgg>



All India Ophthalmological Society
Scientific Committee



Step by Step Peripheral iridotomy

Surgical Learning



Dr. Prasanna Venkatesh Ramesh, MBBS, MS, DNB, MNAMS, FAICO
Glaucoma Medical Officer, DNB Coordinator & Research Director
Mahathma Eye Hospital Private Limited, Trichy, Tamil Nadu, India



YAG Peripheral Iridotomy

▶ Click here to watch



Do you have a different technique
Click here to submit

Peripheral Iridotomy (SSOSL) : Dr. Prasanna Venkatesh Ramesh

Click here to watch

<https://www.youtube.com/watch?v=xMA7oFumed8>

Do you have a different technique Click here to submit

<https://sc.aios-scientificcommittee.org/1/aios/login>

All India Ophthalmological Society
Scientific Committee

Step by Step KDB Goniotomy
Surgical Learning

Dr. Prasanna Venkatesh Ramesh, MBBS, MS, DNB, MNAMS, FAICO
Glaucoma Medical Officer, DNB Coordinator & Research Director
Mahatma Eye Hospital Private Limited, Trichy, Tamil Nadu, India

KDB Goniotomy

Click here to watch

Do you have a different technique
Click here to submit

KDB Goniotomy (SSOSL) : Dr. Prasanna Venkatesh Ramesh

Click here to watch

<https://www.youtube.com/watch?v=6pqQTgfvhmY>

Do you have a different technique Click here to submit

<https://sc.aios-scientificcommittee.org/1/aios/login>

All India Ophthalmological Society
Scientific Committee

AIOS SC

Step by Step Trabeculectomy Surgery
Trabeculectomy - The Beginning

Section **3**

Dr. S.R. Krishna Das
Senior Consultant, Glaucoma Services
Aravind Eye Hospital & Post Graduate Institute of
Ophthalmology, Madurai (India)

**TRABECULECTOMY
MODULE
The Beginning**
ARAVID EYE HOSPITAL
MADURAI

Click here to watch

**Pre-operative evaluation and planning surgical
modifications video to follow**

Author : B Shantha

Trabeculectomy - The Beginning (SSOSL)

Click here to watch

<https://www.youtube.com/watch?v=aZWYJ1zrTB0>


All India Ophthalmological Society
Scientific Committee

AIOS-SC

Step by Step Trabeculectomy Surgery

Pre-operative evaluation and planning
surgical modifications

Section **3**



Dr. B Shantha
Glaucomas Associated with Disorders of the
Retina, Vitreous and Choroid and Neovascular Glaucoma
Sankara Nethralaya, Chennai

TRABECULECTOMY

PREOPERATIVE EVALUATION

MODIFICATION OF SURGICAL TECHNIQUE

Click here to watch

Surgical Anatomy Video to Follow

Author : Mona Khurana

Pre-operative evaluation and planning surgical modifications (SSOSL)


Click here to watch

https://www.youtube.com/watch?v=M_CPJk4RiZI


All India Ophthalmological Society
Scientific Committee

Step by Step Trabeculectomy Surgery
Surgical Anatomy

Section 3



Dr Mona Khurana
Senior Consultant,
Glaucoma Services Sankara Nethralaya
Medical Research Foundation, Chennai (India)



Surgical Anatomy of the Limbus

 Click here to watch

Trabeculectomy Surgery video to follow

1. Trabeculectomy technique
2. Trabeculectomy – Step by Step
3. Trabeculectomy- Intra-operative complications
4. Releasable Suture Techniques
5. Limited deep sclerectomy augmented trabeculectomy
6. Management of premature entry into anterior chamber
7. Management of vitreous prolapse from ostium
8. Trypan blue-assisted assessment of bleb functioning and bleb leak
9. Combined phaco- trabeculectomy
10. Trabeculectomy combined with Manual Small Incision Cataract Surgery

Surgical Anatomy (SSOSL)

Click here to watch

<https://www.youtube.com/watch?v=EVI0hpJzM7s>

All India Ophthalmological Society
Scientific Committee

Step by Step Trabeculectomy Surgery
(100 surgical videos available)
Trabeculectomy technique

Section **3**

4th Video

Dr. A. Parivadhini
Senior Consultant,
Smt Jadhavbai Nathmal Singhvee Glaucoma Services,
Sankara Nethralaya, Chennai, India

Trabeculectomy

Click here to watch

Trabeculectomy Surgery video to follow

1. Trabeculectomy technique
2. Trabeculectomy – Step by Step
3. Trabeculectomy- Intra-operative complications
4. Releasable Suture Techniques
5. Limited deep sclerectomy augmented trabeculectomy
6. Management of premature entry into anterior chamber
7. Management of vitreous prolapse from ostium
8. Trypan blue-assisted assessment of bleb functioning and bleb leak
9. Combined phaco- trabeculectomy
10. Trabeculectomy combined with Manual Small Incision Cataract Surgery

Trabeculectomy technique (SSOSL)

Click here to watch


<https://www.youtube.com/watch?v=MoQm4kCwmhk>

All India Ophthalmological Society
Scientific Committee


Step by Step Trabeculectomy Surgery
(100 surgical videos available)
Trabeculectomy – Step by Step

Section **3**

5th Video



Dr Anand Naik Bukke, MD
Consultant and surgeon at Vasani Eye Care Hospital,
Tirupati, Andhra Pradesh, India



Click here to watch

Trabeculectomy Surgery video to follow

1. Trabeculectomy technique
- 2. Trabeculectomy – Step by Step**
3. Trabeculectomy- Intra-operative complications
4. Releasable Suture Techniques
5. Limited deep sclerectomy augmented trabeculectomy
6. Management of premature entry into anterior chamber
7. Management of vitreous prolapse from ostium
8. Trypan blue-assisted assessment of bleb functioning and bleb leak
9. Combined phaco- trabeculectomy
10. Trabeculectomy combined with Manual Small Incision Cataract Surgery

Trabeculectomy - Step by Step (SSOSL)

Click here to watch

<https://youtu.be/Y-wqTe2D2bE?si=qbqS2pIfVuX-fa2S>

The cover features the All India Ophthalmological Society Scientific Committee logo at the top left. The title 'Step by Step Trabeculectomy Surgery' is in yellow, with '(100 surgical videos available)' in white below it. The subtitle 'Trabeculectomy- Intra-operative complications' is in white. A yellow banner on the left says 'Section 3'. A circular badge on the right says '6th Module (10 Videos)'. A portrait of Dr. Trupti Sudhir Patil is in a hexagonal frame. Below her name and title, there is a video player thumbnail showing the title 'Intraoperative complications in trabeculectomy- prevention and management' and her name and affiliation.

Trabeculectomy- Intra-operative complications (SSOSL)

Click here to watch
<https://youtu.be/2DNu5auwngl?si=ZXGHne3amXxO1rua>

Click here to watch

Trabeculectomy Surgery video to follow


- 1. Trabeculectomy technique
- 2. Trabeculectomy – Step by Step
- 3. Trabeculectomy- Intra-operative complications
- 4. Releasable Suture Techniques
- 5. Limited deep sclerectomy augmented trabeculectomy
- 6. Management of premature entry into anterior chamber
- 7. Management of vitreous prolapse from ostium
- 8. Trypan blue-assisted assessment of bleb functioning and bleb leak
- 9. Combined phaco- trabeculectomy
- 10. Trabeculectomy combined with Manual Small Incision Cataract Surgery

All India Ophthalmological Society
Scientific Committee


Step by Step Trabeculectomy Surgery
(100 surgical videos available)
Releasable Suture Techniques


Section 3

7th
Module
(5 Videos)



Dr Anand Naik Bukke, MD
Consultant and surgeon at Vasan Eye Care Hospital,
Tirupati, Andhra Pradesh, India



 [Click here to watch](#)

Trabeculectomy Surgery video to follow

1. Trabeculectomy technique
2. Trabeculectomy – Step by Step
3. Trabeculectomy- Intra-operative complications
- 4. Releasable Suture Techniques**
5. Limited deep sclerectomy augmented trabeculectomy
6. Management of premature entry into anterior chamber
7. Management of vitreous prolapse from ostium
8. Trypan blue-assisted assessment of bleb functioning and bleb leak
9. Combined phaco- trabeculectomy
10. Trabeculectomy combined with Manual Small Incision Cataract Surgery

Releasable Suture Techniques (SSOSL)

Click here to watch


<https://youtu.be/XfXvis770vg?si=Si9VjuLbH5IC1aAr>

All India Ophthalmological Society
Scientific Committee


Step by Step Trabeculectomy Surgery
(100 surgical videos available)
Limited deep sclerectomy augmented
trabeculectomy

Section 3

8th
Module













Dr Arpit Sharma, MD, FVRS, FAICO, MRCS Glasgow
Assistant Professor of Ophthalmology
Geetanjali Medical College, Udaipur



 [Click here to watch](#)

Trabeculectomy Surgery video to follow

- 1. Trabeculectomy technique (12 Videos) 
- 2. Trabeculectomy – Step by Step (10 Videos) 
- 3. Trabeculectomy- Intra-operative complications (10 Videos) 
- 4. Releasable Suture Techniques (5 Videos) 
- 5. Limited deep sclerectomy augmented trabeculectomy (1 Video) **
- 6. Management of premature entry into anterior chamber 
- 7. Management of vitreous prolapse from ostium (1 Video) 
- 8. Trypan blue-assisted assessment of bleb functioning and bleb leak (1 Video) 
- 9. Combined phaco- trabeculectomy (2 Videos) 
- 10. Trabeculectomy combined with Manual Small Incision Cataract Surgery (2 Videos) 

Limited deep sclerectomy augmented trabeculectomy (SSOSL)

Click here to watch


<https://www.youtube.com/watch?v=hEtoUYdmc-A>

All India Ophthalmological Society
Scientific Committee


Step by Step Trabeculectomy Surgery
[100 surgical videos available]
Management of vitreous prolapse from ostium

Section **3**

9th
Module



Dr Anin Sethi
Consultant Ophthalmologist,
Glaucoma, Pediatric Ophthalmology and adult strabismus,
Dr Agarwals Eye Hospital, Chandigarh



[Click here to watch](#)

Trabeculectomy Surgery video to follow

1. Trabeculectomy technique	(12 Videos)	▶
2. Trabeculectomy – Step by Step	(10 Videos)	▶
3. Trabeculectomy- Intra-operative complications	(10 Videos)	▶
4. Releasable Suture Techniques	(5 Videos)	▶
5. Limited deep sclerectomy augmented trabeculectomy	(1 Video)	▶
6. Management of premature entry into anterior chamber		▶
7. Management of vitreous prolapse from ostium	(1 Video)	
8. Trypan blue-assisted assessment of bleb functioning and bleb leak	(1 Video)	▶
9. Combined phaco- trabeculectomy	(2 Videos)	▶

Management of vitreous prolapse from ostium (SSOSL)

Click here to watch


<https://www.youtube.com/watch?v=6ctLgLABCy8>

All India Ophthalmological Society
Scientific Committee


Step by Step Trabeculectomy Surgery
[100 surgical videos available]
Trypan blue-assisted assessment of bleb
functioning and bleb leak

Section 3

10th
Module



Dr Kanchangouri Satpute
Consultant at Vimal Eye Hospital, Latur



Click here to watch

Trabeculectomy Surgery video to follow

1. Trabeculectomy technique (12 Videos) ▶
2. Trabeculectomy – Step by Step (10 Videos) ▶
3. Trabeculectomy- Intra-operative complications (10 Videos) ▶
4. Releasable Suture Techniques (5 Videos) ▶
5. Limited deep sclerectomy augmented trabeculectomy (1 Video) ▶
6. Management of premature entry into anterior chamber ▶
7. Management of vitreous prolapse from ostium (1 Video) ▶
- 8. Trypan blue-assisted assessment of bleb functioning and bleb leak (1 Video) 11**
9. Combined phaco- trabeculectomy (2 Videos) ▶
10. Trabeculectomy combined with Manual Small Incision Cataract Surgery (2 Videos) ▶

Trypan blue-assisted assessment of bleb functioning and bleb leak (SSOSL)

Click here to watch


<https://www.youtube.com/watch?v=kJfMM1eeHao>

All India Ophthalmological Society
Scientific Committee


Step by Step Trabeculectomy Surgery
(100 surgical videos available)
Combined phaco- trabeculectomy

Section 3

11th
Module
(2 Videos)



Dr R. Venkatesh
Chief Medical Officer and Chief of Glaucoma Services,
Aravind Eye Hospital, Pondicherry



[Click here to watch](#)

Trabeculectomy Surgery video to follow

1. Trabeculectomy technique (12 Videos) ▶
2. Trabeculectomy – Step by Step (10 Videos) ▶
3. Trabeculectomy- Intra-operative complications (10 Videos) ▶
4. Releasable Suture Techniques (5 Videos) ▶
5. Limited deep sclerectomy augmented trabeculectomy (1 Video) ▶
6. Management of premature entry into anterior chamber ▶
7. Management of vitreous prolapse from ostium (1 Video) ▶
8. Trypan blue-assisted assessment of bleb functioning and bleb leak (1 Video) ▶
- 9. Combined phaco- trabeculectomy (2 Videos) 11**
10. Trabeculectomy combined with Manual Small Incision Cataract Surgery (2 Videos) ▶

Combined phaco- trabeculectomy (SSOSL)

Click here to watch

<https://www.youtube.com/watch?v=gBbalboNpIE>

All India Ophthalmological Society
Scientific Committee

Step by Step Trabeculectomy Surgery
[100 surgical videos available]
Trabeculectomy combined with
Manual Small Incision Cataract Surgery

Section 3

12th
Module
(2 Videos)



Dr R. Venkatesh
Chief Medical Officer and Chief of Glaucoma Services,
Aravind Eye Hospital, Pondicherry



Click here to watch

Trabeculectomy Surgery video to follow

1. Trabeculectomy technique (12 Videos)
2. Trabeculectomy – Step by Step (10 Videos)
3. Trabeculectomy- Intra-operative complications (10 Videos)
4. Releasable Suture Techniques (5 Videos)
5. Limited deep sclerectomy augmented trabeculectomy (1 Video)
6. Management of premature entry into anterior chamber
7. Management of vitreous prolapse from ostium (1 Video)
8. Trypan blue-assisted assessment of bleb functioning and bleb leak (1 Video)
9. Combined phaco- trabeculectomy (2 Videos)
10. Trabeculectomy combined with Manual Small Incision Cataract Surgery (2 Videos)

Trabeculectomy combined with Manual Small Incision Cataract Surgery (SSOSL)

Click here to watch

<https://www.youtube.com/watch?v=45UKZQKAao4>

All India Ophthalmological Society
Scientific Committee

Step by Step Trabeculectomy Surgery
[100 surgical videos available]
Trabeculectomy- Post-operative modifications

Section 3

13th
Module
[4 Videos]

Dr Ronnie George
Director Glaucoma Services,
Sankara Nethralaya, Chennai

Click here to watch

**Trabeculectomy post-operative management
videos to follow**

- 1. Trabeculectomy- Post-operative modifications (4 Videos)
- 2. Anterior Chamber Reformation (1 Videos)

Trabeculectomy- Post-operative modifications (SSOSL)

Click here to watch

<https://www.youtube.com/watch?v=dSIIdBB4YCIQ>

All India Ophthalmological Society
Scientific Committee

Step by Step Trabeculectomy Surgery
[100 surgical videos available]
Anterior Chamber Reformation

Section 3

14th
Module

Dr Aswini Kumar Behera, MD
Glaucoma, Pediatric Ophthalmology, Strabismus & Cataract Specialist,
Founder & Director NAITRIKA Super Specialty Eye Care,
Berhampur, Odisha



Click here to watch

**Trabeculectomy post-operative management
videos to follow**

- 1. Trabeculectomy- Post-operative modifications (4 Videos)
- 2. Anterior Chamber Reformation (1 Video)

Anterior Chamber Reformation (SSOSL)

Click here to watch


<https://www.youtube.com/watch?v=PYneSxm1X1E>

All India Ophthalmological Society
Scientific Committee

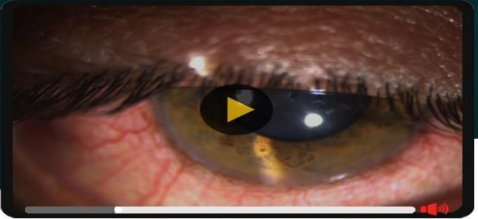
Step by Step Trabeculectomy Surgery
(100 surgical videos available)
Anterior chamber reformation on slit lamp

Section 3

15th
Module



Dr Shikha Gupta, MD
Associate Professor, Dr. Rajendra Prasad Centre for
Ophthalmic Sciences, AIIMS, New Delhi



[Click here to watch](#)

**Post-operative considerations and Rescue Operations
videos to follow**

1. Anterior chamber reformation on slit lamp	(1 Videos)	▶
2. Malignant glaucoma management	(1 Videos)	▶
3. Surgical retrieval of clogged iris at scleral ostium	(1 Videos)	▶
4. Bleb needling	(1 Videos)	▶
5. Bleb Excision	(1 Videos)	▶
6. Management of overfiltering bleb	(1 Videos)	▶
7. Bleb needling and blebotomy	(2 Videos)	▶
8. Ab interno bleb revision	(2 Videos)	▶
9. Overhanging bleb	(1 Videos)	▶
10. Limited external bleb revision	(1 Videos)	▶
11. Repeat trabeculectomy	(1 Videos)	▶

Anterior chamber reformation on slit lamp (SSOSL)

Click here to watch


<https://www.youtube.com/watch?v=0N60aTW8Leg>

All India Ophthalmological Society
Scientific Committee


Step by Step Trabeculectomy Surgery
[100 surgical videos available]
Malignant glaucoma management

Section 3

16th
Module



Dr Mohit Dogra
Assistant Professor, Vitreoretina and Uveitis Service,
Advanced Eye Centre, PGIMER, Chandigarh



Click here to watch


Post-operative considerations and Rescue Operations videos to follow


1. Anterior chamber reformation on slit lamp	(1 Videos)	▶
2. Malignant glaucoma management	(1 Videos)	▶
3. Surgical retrieval of clogged iris at scleral ostium	(1 Videos)	▶
4. Bleb needling	(1 Videos)	▶
5. Bleb Excision	(1 Videos)	▶
6. Management of overfiltering bleb	(1 Videos)	▶
7. Bleb needling and blebotomy	(2 Videos)	▶
8. Ab interno bleb revision	(2 Videos)	▶
9. Overhanging bleb	(1 Videos)	▶
10. Limited external bleb revision	(1 Videos)	▶
11. Repeat trabeculectomy	(1 Videos)	▶

Malignant glaucoma management (SSOSL)

Click here to watch

<https://www.youtube.com/watch?v=8DpJlVDQlDI>


 All India Ophthalmological Society
 Scientific Committee




Step by Step Trabeculectomy Surgery

(100 surgical videos available)


Surgical retrieval of clogged iris at scleral ostium


Section 3

17th
Module














Dr Sushmita Kaushik
 Professor, Glaucoma Services, Advanced Eye Center,
 PGIMER, Chandigarh



 Click here to watch

Post-operative considerations and Rescue Operations videos to follow

1. Anterior chamber reformation on slit lamp	(1 Videos)	
2. Malignant glaucoma management	(1 Videos)	
3. Surgical retrieval of clogged iris at scleral ostium	(1 Videos)	
4. Bleb needling	(1 Videos)	
5. Bleb Excision	(1 Videos)	
6. Management of overfiltering bleb	(1 Videos)	
7. Bleb needling and blebotomy	(2 Videos)	
8. Ab interno bleb revision	(2 Videos)	
9. Overhanging bleb	(1 Videos)	
10. Limited external bleb revision	(1 Videos)	
11. Repeat trabeculectomy	(1 Videos)	

Surgical retrieval of clogged iris at scleral ostium (SSOSL)

Click here to watch


<https://www.youtube.com/watch?v=kVgePxdLFpk>

All India Ophthalmological Society
Scientific Committee


Step by Step Trabeculectomy Surgery
(100 surgical videos available)
Bleb Needling

Section **3**

18th
Module



Dr Surinder S Pandav
Prof. & Head,
Advanced Eye Centre, PGIMER, Chandigarh














 [Click here to watch](#)

Bleb Needling (SSOSL)

Click here to watch

https://www.youtube.com/watch?v=T1qrd9_FQzM

Post-operative considerations and Rescue Operations videos to follow


- | | | |
|---------------------------------------------------------|------------|-------------------------------------------------------------------------------------|
| 1. Anterior chamber reformation on slit lamp | (1 Videos) |  |
| 2. Malignant glaucoma management | (1 Videos) |  |
| 3. Surgical retrieval of clogged iris at scleral ostium | (1 Videos) |  |
| 4. Bleb needling | (1 Videos) |  |
| 5. Bleb Excision | (1 Videos) |  |
| 6. Management of overfiltering bleb | (1 Videos) |  |
| 7. Bleb needling and blebotomy | (2 Videos) |  |
| 8. Ab interno bleb revision | (2 Videos) |  |
| 9. Overhanging bleb | (1 Videos) |  |
| 10. Limited external bleb revision | (1 Videos) |  |
| 11. Repeat trabeculectomy | (1 Videos) |  |

All India Ophthalmological Society
Scientific Committee


Step by Step Trabeculectomy Surgery
(100 surgical videos available)
Bleb Excision

Section **3**

19th
Module



Dr Faisal TT
Associate Professor,
Advanced Eye Centre, PGIMER, Chandigarh














 [Click here to watch](#)

Bleb Excision (SSOSL)

Click here to watch

<https://www.youtube.com/watch?v=lj3AO-5VBZ8>

Post-operative considerations and Rescue Operations videos to follow


1. Anterior chamber reformation on slit lamp	(1 Videos)	
2. Malignant glaucoma management	(1 Videos)	
3. Surgical retrieval of clogged iris at scleral ostium	(1 Videos)	
4. Bleb needling	(1 Videos)	
5. Bleb Excision	(1 Videos)	
6. Management of overfiltering bleb	(1 Videos)	
7. Bleb needling and blebotomy	(2 Videos)	
8. Ab interno bleb revision	(2 Videos)	
9. Overhanging bleb	(1 Videos)	
10. Limited external bleb revision	(1 Videos)	
11. Repeat trabeculectomy	(1 Videos)	

All India Ophthalmological Society
Scientific Committee

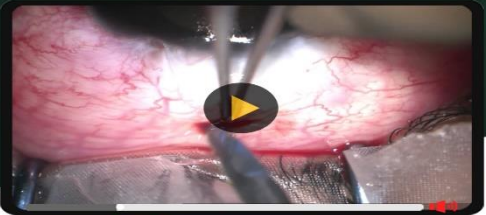
Step by Step Trabeculectomy Surgery
(100 surgical videos available)
Management of overfiltering bleb

Section 3

20th
Module



Dr Surinder S Pandav
Prof. & Head,
Advanced Eye Centre, PGIMER, Chandigarh



[Click here to watch](#)


Post-operative considerations and Rescue Operations videos to follow


1. Anterior chamber reformation on slit lamp	(1 Videos)	▶
2. Malignant glaucoma management	(1 Videos)	▶
3. Surgical retrieval of clogged iris at scleral ostium	(1 Videos)	▶
4. Bleb needling	(1 Videos)	▶
5. Bleb Excision	(1 Videos)	▶
6. Management of overfiltering bleb	(1 Videos)	⏸
7. Bleb needling and blebotomy	(2 Videos)	▶
8. Ab interno bleb revision	(2 Videos)	▶
9. Overhanging bleb	(1 Videos)	▶
10. Limited external bleb revision	(1 Videos)	▶
11. Repeat trabeculectomy	(1 Videos)	▶

Management of overfiltering bleb (SSOSL)

Click here to watch

<https://www.youtube.com/watch?v=N9yWN1heQB8>


 All India Ophthalmological Society
 Scientific Committee




Step by Step Trabeculectomy Surgery

[100 surgical videos available]


Bleb needling and blebotomy

Section **3**

21st
Module
(2 Videos)



Dr Sandeep Choudhary
 MBBS, MS (PGIMER, Chandigarh),
 Consultant: Refractive surgery (LASIK/ Contoura/ ICL),
 Cornea, Cataract and Glaucoma














[Click here to watch](#)

Bleb needling and blebotomy (SSOSL)

Click here to watch

<https://www.youtube.com/watch?v=ZCMTtHrkH7I>

Post-operative considerations and Rescue Operations videos to follow


- | | | |
|---------------------------------------------------------|------------|-------------------------------------------------------------------------------------|
| 1. Anterior chamber reformation on slit lamp | (1 Videos) |  |
| 2. Malignant glaucoma management | (1 Videos) |  |
| 3. Surgical retrieval of clogged iris at scleral ostium | (1 Videos) |  |
| 4. Bleb needling | (1 Videos) |  |
| 5. Bleb Excision | (1 Videos) |  |
| 6. Management of overfiltering bleb | (1 Videos) |  |
| 7. Bleb needling and blebotomy | (2 Videos) |  |
| 8. Ab interno bleb revision | (2 Videos) |  |
| 9. Overhanging bleb | (1 Videos) |  |
| 10. Limited external bleb revision | (1 Videos) |  |
| 11. Repeat trabeculectomy | (1 Videos) |  |

All India Ophthalmological Society
Scientific Committee


Step by Step Trabeculectomy Surgery
(100 surgical videos available)
Ab interno bleb revision

Section 3

22nd
Module
(2 Videos)



Dr Sushmita Kaushik
Professor, Glaucoma Services, Advanced Eye Center,
PGIMER, Chandigarh



[Click here to watch](#)

**Post-operative considerations and Rescue Operations
videos to follow**

1. Anterior chamber reformation on slit lamp	(1 Video)	▶
2. Malignant glaucoma management	(1 Video)	▶
3. Surgical retrieval of clogged iris at scleral ostium	(1 Video)	▶
4. Bleb needling	(1 Video)	▶
5. Bleb Excision	(1 Video)	▶
6. Management of overfiltering bleb	(1 Video)	▶
7. Bleb needling and blebotomy	(2 Videos)	▶
8. Ab interno bleb revision	(2 Videos)	11
9. Overhanging bleb	(1 Video)	▶
10. Limited external bleb revision	(1 Video)	▶
11. Repeat trabeculectomy	(1 Video)	▶

Ab Interno Bleb Revision (SSOSL)

Click here to watch

<https://www.youtube.com/watch?v=SBNtRQeJOis>

All India Ophthalmological Society
Scientific Committee

Step by Step Trabeculectomy Surgery
(100 surgical videos available)
Overhanging Bleb

Section 3

23rd
Module

Dr Surinder S Pandav
Prof. & Head,
Advanced Eye Centre, PGIMER, Chandigarh

Click here to watch

Overhanging Bleb (SSOSL)

Click here to watch

<https://www.youtube.com/watch?v=fP-7fY9FERI>

Post-operative considerations and Rescue Operations videos to follow


- | | | |
|---------------------------------------------------------|------------------|----------|
| 1. Anterior chamber reformation on slit lamp | (1 Video) | ▶ |
| 2. Malignant glaucoma management | (1 Video) | ▶ |
| 3. Surgical retrieval of clogged iris at scleral ostium | (1 Video) | ▶ |
| 4. Bleb needling | (1 Video) | ▶ |
| 5. Bleb Excision | (1 Video) | ▶ |
| 6. Management of overfiltering bleb | (1 Video) | ▶ |
| 7. Bleb needling and blebotomy | (2 Video) | ▶ |
| 8. Ab interno bleb revision | (2 Video) | ▶ |
| 9. Overhanging bleb | (1 Video) | ▶ |
| 10. Limited external bleb revision | (1 Video) | ▶ |
| 11. Repeat trabeculectomy | (1 Video) | ▶ |

All India Ophthalmological Society
Scientific Committee


Step by Step Trabeculectomy Surgery
(100 surgical videos available)
Limited External Bleb Revision

Section **3**

24th
Module



Dr Surinder S Pandav
Prof. & Head,
Advanced Eye Centre, PGIMER, Chandigarh














 [Click here to watch](#)

Limited External Bleb Revision (SSOSL)

Click here to watch

<https://www.youtube.com/watch?v=o9dT54Bc0LE>

Post-operative considerations and Rescue Operations videos to follow

- | | | |
|---------------------------------------------------------|------------|-------------------------------------------------------------------------------------|
| 1. Anterior chamber reformation on slit lamp | (1 Videos) |  |
| 2. Malignant glaucoma management | (1 Videos) |  |
| 3. Surgical retrieval of clogged iris at scleral ostium | (1 Videos) |  |
| 4. Bleb needling | (1 Videos) |  |
| 5. Bleb Excision | (1 Videos) |  |
| 6. Management of overfiltering bleb | (1 Videos) |  |
| 7. Bleb needling and blebotomy | (2 Videos) |  |
| 8. Ab interno bleb revision | (2 Videos) |  |
| 9. Overhanging bleb | (1 Videos) |  |
| 10. Limited external bleb revision | (1 Videos) |  |
| 11. Repeat trabeculectomy | (1 Videos) |  |

All India Ophthalmological Society
Scientific Committee

Step by Step Trabeculectomy Surgery
(100 surgical videos available)
Repeat Trabeculectomy

Section 3

25th
Module

Dr Madhuri Akella
Assistant Professor,
AIIMS Raipur

[Click here to watch](#)

Repeat Trabeculectomy (SSOSL)

Click here to watch

<https://www.youtube.com/watch?v=cLaLhgbYNYo>

Post-operative considerations and Rescue Operations videos to follow

- | | | |
|---------------------------------------------------------|-----------|--|
| 1. Anterior chamber reformation on slit lamp | (1 Video) | |
| 2. Malignant glaucoma management | (1 Video) | |
| 3. Surgical retrieval of clogged iris at scleral ostium | (1 Video) | |
| 4. Bleb needling | (1 Video) | |
| 5. Bleb Excision | (1 Video) | |
| 6. Management of overfiltering bleb | (1 Video) | |
| 7. Bleb needling and blebotomy | (2 Video) | |
| 8. Ab interno bleb revision | (2 Video) | |
| 9. Overhanging bleb | (1 Video) | |
| 10. Limited external bleb revision | (1 Video) | |
| 11. Repeat trabeculectomy | (1 Video) | |

All India Ophthalmological Society
Scientific Committee

Step by Step Trabeculectomy Surgery
(100 surgical videos available)
Trabeculectomy in Neovascular Glaucoma

Section 3

26th
Module
(2 Videos)

















Dr Rashmi Krishnamurthy
Consultant Glaucoma Services, VST Centre for Glaucoma Care,
KAR Campus, L V Prasad Eye Institute, Hyderabad



 [Click here to watch](#)

Special situations videos to follow

- | | | |
|-----------------------------------------------------------------------------------------------------------------------------|------------|-------------------------------------------------------------------------------------|
| 1. Trabeculectomy in Neovascular glaucoma | (2 Videos) |  |
| 2. Trabeculectomy in primary angle closure glaucoma and its post-operative care | (8 Videos) |  |
| 3. Trabeculectomy post-implantable collamer lens | (2 Videos) |  |
| 4. Trabeculectomy post-penetrating keratoplasty | (1 Videos) |  |
| 5. Modified SICS Trabeculectomy suitable for underserved regions | (1 Videos) |  |
| 6. Trabeculectomy in congenital glaucoma with a very enlarged limbus | (1 Videos) |  |
| 7. Trabeculectomy in aphakia | (1 Videos) |  |
| 8. Trabeculectomy with primary air injection to avoid shallow anterior chamber in Weill-Marchesani Syndrome | (2 Videos) |  |
| 9. Glaucoma surgery in Pregnancy | (1 Videos) |  |
| 10. Trabeculectomy in Sturge-Weber Syndrome | (1 Videos) |  |
| 11. Trabeculectomy in uveitic glaucoma | (1 Videos) |  |
| 12. Primary combined Trabeculectomy- Trabeculectomy with Ologen Implant in advanced Primary Congenital Glaucoma | (1 Videos) |  |
| 13. Revision trabeculectomy | (1 Videos) |  |
| 14. Management of hypotony maculopathy due to over filtration using a lamellar transverse scleral flap and collagen implant | (1 Videos) |  |
| 15. Management of hypotony maculopathy post-trabeculectomy with scleral patch graft and conjunctival overlay | (1 Videos) |  |
| 16. Intra-operative optical coherence tomography (I OCT) guided glaucoma surgeries | (2 Videos) |  |

Trabeculectomy in Neovascular Glaucoma (SSOSL)

Click here to watch

<https://www.youtube.com/watch?v=vELHmldtNQ8>

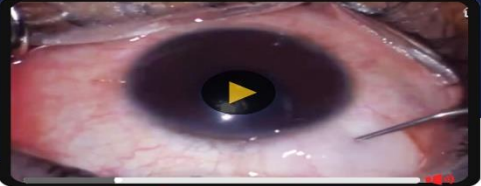
All India Ophthalmological Society
Scientific Committee

Step by Step Trabeculectomy Surgery
(100 surgical videos available)
Trabeculectomy in primary angle closure
glaucoma and its post-operative care

Section 3












27th
Module
(8 Videos)

Dr Sirisha Senthil, MS, FRCS,
Head of Glaucoma Services,
L V Prasad Eye Institute, Hyderabad



 [Click here to watch](#)

Special situations videos to follow

- | | | |
|-----------------------------------------------------------------------------------------------------------------------------|------------|---------------------------------------------------------------------------------------|
| 1. Trabeculectomy in Neovascular glaucoma | (2 Videos) |  |
| 2. Trabeculectomy in primary angle closure glaucoma and its post-operative care | (8 Videos) |  (1) |
| 3. Trabeculectomy post-implantable collamer lens | (2 Videos) |  |
| 4. Trabeculectomy post-penetrating keratoplasty | (1 Videos) |  |
| 6. Modified SICS Trabeculectomy suitable for underserved regions | (1 Videos) |  |
| 6. Trabeculectomy in congenital glaucoma with a very enlarged limbus | (1 Videos) |  |
| 7. Trabeculectomy in aphakia | (1 Videos) |  |
| 8. Trabeculectomy with primary air injection to avoid shallow anterior chamber in Weill-Marchesani Syndrome | (2 Videos) |  |
| 9. Glaucoma surgery in Pregnancy | (1 Videos) |  |
| 10. Trabeculectomy in Sturge Weber Syndrome | (1 Videos) |  |
| 11. Trabeculectomy in uveitic glaucoma | (1 Videos) |  |
| 12. Primary combined Trabeculectomy, Trabeculectomy with Ologen Implant in advanced Primary Congenital Glaucoma | (1 Videos) |  |
| 13. Revision trabeculectomy | (1 Videos) |  |
| 14. Management of hypotony maculopathy due to over filtration using a lamellar transverse scleral flap and collagen implant | (1 Videos) |  |
| 15. Management of hypotony maculopathy post-trabeculectomy with scleral patch graft and conjunctival overlay | (1 Videos) |  |
| 16. Intra-operative optical coherence tomography (OCT) guided glaucoma surgeries | (2 Videos) |  |

Trabeculectomy in primary angle closure glaucoma and its post-operative care (SSOSL)

Click here to watch

<https://www.youtube.com/watch?v=7Wll76-tkvl>

All India Ophthalmological Society
Scientific Committee

Step by Step Trabeculectomy Surgery
(100 surgical videos available)
Trabeculectomy Post-implantable
Collamer Lens

Section 3

28th
Module
(2 Videos)

Dr Sirisha Senthil, MS, FRCS,
Head of Glaucoma Services,
LV Prasad Eye Institute, Hyderabad



 [Click here to watch](#)

Special situations videos to follow

1. Trabeculectomy in Neovascular glaucoma (2 Videos) 
2. Trabeculectomy in primary angle closure glaucoma and its post-operative care (8 Videos) 
3. Trabeculectomy post-implantable collamer lens (2 Videos) 
4. Trabeculectomy post-penetrating keratoplasty (1 Videos) 
5. Modified SICS Trabeculectomy suitable for underserved regions (1 Videos) 
6. Trabeculectomy in congenital glaucoma with a very enlarged limbus (1 Videos) 
7. Trabeculectomy in aphakia (1 Videos) 
8. Trabeculectomy with primary air injection to avoid shallow anterior chamber in Weill-Marchesani Syndrome (2 Videos) 
9. Glaucoma surgery in Pregnancy (1 Videos) 
10. Trabeculectomy in Sturge Weber Syndrome (1 Videos) 
11. Trabeculectomy in uveitic glaucoma (1 Videos) 
12. Primary combined Trabeculectomy, Trabeculectomy with Ologen Implant in advanced Primary Congenital Glaucoma (1 Videos) 
13. Revision trabeculectomy (1 Videos) 
14. Management of hypotony maculopathy due to over filtration using a lamellar transverse scleral flap and collagen implant (1 Videos) 
15. Management of hypotony maculopathy post-trabeculectomy with scleral patch graft and conjunctival overlay (1 Videos) 
16. Intra-operative optical coherence tomography (OCT) guided glaucoma surgeries (2 Videos) 

Trabeculectomy Post-implantable Collamer Lens (SSOSL)

Click here to watch

<https://www.youtube.com/watch?v=L7JqFF-S-Uc>

All India Ophthalmological Society
Scientific Committee

Step by Step Trabeculectomy Surgery
[100 surgical videos available]
Trabeculectomy Post-penetrating Keratoplasty

Section 3

29th
Module



Dr Ramyashri S
Consultant, VST Centre for Glaucoma Care,
L V Prasad Eye Institute, Hyderabad



 [Click here to watch](#)

Special situations videos to follow

- | | | |
|-----------------------------------------------------------------------------------------------------------------------------|------------|-------------------------------------------------------------------------------------|
| 1. Trabeculectomy in Neovascular glaucoma | (2 Videos) |  |
| 2. Trabeculectomy in primary angle closure glaucoma and its post-operative care | (8 Videos) |  |
| 3. Trabeculectomy post-implantable collamer lens | (2 Videos) |  |
| 4. Trabeculectomy post-penetrating keratoplasty | (1 Video) |  |
| 5. Modified SICS Trabeculectomy suitable for underserved regions | (1 Video) |  |
| 6. Trabeculectomy in congenital glaucoma with a very enlarged limbus | (1 Video) |  |
| 7. Trabeculectomy in aphakia | (1 Video) |  |
| 8. Trabeculectomy with primary air injection to avoid shallow anterior chamber in Weill Marchesani Syndrome | (2 Videos) |  |
| 9. Glaucoma surgery in Pregnancy | (1 Video) |  |
| 10. Trabeculectomy in Sturge Weber Syndrome | (1 Video) |  |
| 11. Trabeculectomy in uveitic glaucoma | (1 Video) |  |
| 12. Primary combined Trabeculectomy- Trabeculectomy with Ologen implant in advanced Primary Congenital Glaucoma | (1 Video) |  |
| 13. Revision trabeculectomy | (1 Video) |  |
| 14. Management of hypotony maculopathy due to over filtration using a lamellar transverse scleral flap and collagen implant | (1 Video) |  |
| 15. Management of hypotony maculopathy post-trabeculectomy with scleral patch graft and conjunctival overlay | (1 Video) |  |
| 16. Intra-operative optical coherence tomography (IOCT) guided glaucoma surgeries | (2 Videos) |  |

Trabeculectomy Post-penetrating Keratoplasty (SSOSL)

Click here to watch


<https://www.youtube.com/watch?v=u5kw2cUZsQE>

All India Ophthalmological Society
Scientific Committee


Step by Step Trabeculectomy Surgery
(100 surgical videos available)
Modified SICS Trabeculectomy Suitable
for Underserved Regions

Section **3**

30th
Module









Dr Nikhil S. Choudhari, DNB
Consultant, VST Centre for Glaucoma Care,
LV Prasad Eye Institute, Hyderabad



 [Click here to watch](#)


Special situations videos to follow

1. Trabeculectomy in Neovascular glaucoma	(2 Videos)	
2. Trabeculectomy in primary angle closure glaucoma and its post-operative care	(8 Videos)	
3. Trabeculectomy post-implantable collamer lens	(2 Videos)	
4. Trabeculectomy post-penetrating keratoplasty	(1 Videos)	
5. Modified SICS Trabeculectomy suitable for underserved regions	(1 Videos)	
6. Trabeculectomy in congenital glaucoma with a very enlarged limbus	(1 Videos)	
7. Trabeculectomy in aphakia	(1 Videos)	
8. Trabeculectomy with primary air injection to avoid shallow anterior chamber in Weill-Marchesani Syndrome	(2 Videos)	
9. Glaucoma surgery in Pregnancy	(1 Videos)	
10. Trabeculectomy in Sturge Weber Syndrome	(1 Videos)	
11. Trabeculectomy in uveitic glaucoma	(1 Videos)	
12. Primary combined Trabeculectomy: Trabeculectomy with Ologen Implant in advanced Primary Congenital Glaucoma	(1 Videos)	
13. Revision trabeculectomy	(1 Videos)	
14. Management of hypotony maculopathy due to over filtration using a lamellar transverse scleral flap and collagen implant	(1 Videos)	
15. Management of hypotony maculopathy post-trabeculectomy with scleral patch graft and conjunctival overlay	(1 Videos)	
16. Intra operative optical coherence tomography (OCT) guided glaucoma surgeries	(2 Videos)	

Modified SICS Trabeculectomy Suitable for Underserved Regions (SSOSL)

Click here to watch


https://www.youtube.com/watch?v=3s_3jwgJLDM

 All India Ophthalmological Society
Scientific Committee

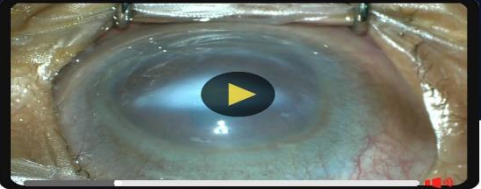
Step by Step Trabeculectomy Surgery
[100 surgical videos available]
Trabeculectomy in Congenital Glaucoma
With a Very Enlarged Limbus

Section 3

31st
Module


















Dr Anuja Patil
Senior Resident at Dr RP Centre, AIIMS Delhi
Ex Vitreous-Retina fellow at Centre for Sight, Delhi



 [Click here to watch](#)

Special situations videos to follow

1. Trabeculectomy in Neovascular glaucoma	(2 Videos)	
2. Trabeculectomy in primary angle closure glaucoma and its post-operative care	(8 Videos)	
3. Trabeculectomy post-implantable collamer lens	(2 Videos)	
4. Trabeculectomy post-penetrating keratoplasty	(1 Videos)	
5. Modified SICS Trabeculectomy suitable for underserved regions	(1 Videos)	
6. Trabeculectomy in congenital glaucoma with a very enlarged limbus	(1 Videos)	
7. Trabeculectomy in aphakia	(1 Videos)	
8. Trabeculectomy with primary air injection to avoid shallow anterior chamber in Weill-Marchesani Syndrome	(2 Videos)	
9. Glaucoma surgery in Pregnancy	(1 Videos)	
10. Trabeculectomy in Sturge Weber Syndrome	(1 Videos)	
11. Trabeculectomy in uveitic glaucoma	(1 Videos)	
12. Primary combined Trabeculectomy- Trabeculectomy with Ologen Implant in advanced Primary Congenital glaucoma	(1 Videos)	
13. Revision trabeculectomy	(1 Videos)	
14. Management of hypotony maculopathy due to over filtration using a lamellar transverse scleral flap and collagen implant	(1 Videos)	
15. Management of hypotony maculopathy post-trabeculectomy with scleral patch graft and conjunctival overlay	(1 Videos)	
16. Intra-operative optical coherence tomography (I OCT) guided glaucoma surgeries	(2 Videos)	

Trabeculectomy in Congenital Glaucoma With a Very Enlarged Limbus (SSOSL)

Click here to watch


<https://www.youtube.com/watch?v=aaVIM4cT-ZM>

All India Ophthalmological Society
Scientific Committee


Step by Step Trabeculectomy Surgery
(100 surgical videos available)
Trabeculectomy in Aphakia

Section **3**

32nd
Module



Dr Swathi Vallabh Badakere
Consultant, Glaucoma Services,
Sankara Nethralaya, Chennai



 [Click here to watch](#)

Special situations videos to follow

1. Trabeculectomy in Neovascular glaucoma (2 Videos) 
2. Trabeculectomy in primary angle closure glaucoma and its post-operative care (8 Videos) 
3. Trabeculectomy post-implantable collamer lens (2 Videos) 
4. Trabeculectomy post-penetrating keratoplasty (1 Videos) 
5. Modified SICS Trabeculectomy suitable for underserved regions (1 Videos) 
6. Trabeculectomy in congenital glaucoma with a very enlarged limbus (1 Videos) 
- 7. Trabeculectomy in aphakia (1 Videos) **
8. Trabeculectomy with primary air injection to avoid shallow anterior chamber in Weill-Marchesani Syndrome (2 Videos) 
9. Glaucoma surgery in Pregnancy (1 Videos) 
10. Trabeculectomy in Sturge Weber Syndrome (1 Videos) 
11. Trabeculectomy in uveitic glaucoma (1 Videos) 
12. Primary combined Trabeculectomy: Trabeculectomy with Ologen Implant in advanced Primary Congenital Glaucoma (1 Videos) 
13. Revision trabeculectomy (1 Videos) 
14. Management of hypotony maculopathy due to over filtration using a lamellar transverse scleral flap and collagen implant (1 Videos) 
15. Management of hypotony maculopathy post-trabeculectomy with scleral patch graft and conjunctival overlay (1 Videos) 
16. Intra-operative optical coherence tomography (iOCT) guided glaucoma surgeries (2 Videos) 

Trabeculectomy in Aphakia (SSOSL)

Click here to watch

<https://www.youtube.com/watch?v=hlscY9Jm2w>

All India Ophthalmological Society
Scientific Committee


Step by Step Trabeculectomy Surgery
(100 surgical videos available)

Trabeculectomy with primary air injection to avoid shallow anterior chamber in Weill-Marchesani Syndrome

Section 3

33rd
Module
(2 Videos)

Dr Anil K Mandal
Emeritus Ophthalmologist, VST Centre for Glaucoma Care,
Jasti V Ramanamma Children's Eye Care Centre,
L V Prasad Eye Institute, Hyderabad



 [Click here to watch](#)

Special situations videos to follow

1. Trabeculectomy in Neovascular glaucoma (2 Videos) 
2. Trabeculectomy in primary angle closure glaucoma and its post-operative care (8 Videos) 
3. Trabeculectomy post-implantable collamer lens (2 Videos) 
4. Trabeculectomy post-penetrating keratoplasty (1 Videos) 
6. Modified SICS Trabeculectomy suitable for underserved regions (1 Videos) 
6. Trabeculectomy in congenital glaucoma with a very enlarged limbus (1 Videos) 
7. Trabeculectomy in aphakia (1 Videos) 
- 8. Trabeculectomy with primary air injection to avoid shallow anterior chamber in Weill-Marchesani Syndrome (2 Videos) **
9. Glaucoma surgery in Pregnancy (1 Videos) 
10. Trabeculectomy in Sturge Weber Syndrome (1 Videos) 
11. Trabeculectomy in uveitic glaucoma (1 Videos) 
12. Primary combined Trabeculectomy- Trabeculectomy with Ologen Implant in advanced Primary Congenital Glaucoma (1 Videos) 
13. Revision trabeculectomy (1 Videos) 
14. Management of hypotony maculopathy due to over filtration using a lamellar transverse scleral flap and collagen implant (1 Videos) 
15. Management of hypotony maculopathy post trabeculectomy with scleral patch graft and conjunctival overlay (1 Videos) 
16. Intra-operative optical coherence tomography (OCT) guided glaucoma surgeries (2 Videos) 

Trabeculectomy with primary air injection to avoid shallow anterior chamber in Weill-Marchesani Syndrome (SSOSL)

Click here to watch

<https://www.youtube.com/watch?v=hyPLwB6jCOQ>


All India Ophthalmological Society
Scientific Committee

Step by Step Trabeculectomy Surgery
[100 surgical videos available]
Glaucoma Surgery in Pregnancy

Section 3

34th
Module

Dr Sirisha Senthil, MS, FRCS,
Head of Glaucoma Services,
L V Prasad Eye Institute, Hyderabad



 [Click here to watch](#)

Special situations videos to follow

- | | | |
|-----------------------------------------------------------------------------------------------------------------------------|------------------|--------------------------------------------------------------------------------------------|
| 1. Trabeculectomy in Neovascular glaucoma | (2 Videos) |  |
| 2. Trabeculectomy in primary angle closure glaucoma and its post-operative care | (8 Videos) |  |
| 3. Trabeculectomy post-implantable collamer lens | (2 Videos) |  |
| 4. Trabeculectomy post-penetrating keratoplasty | (1 Video) |  |
| 5. Modified SICS Trabeculectomy suitable for underserved regions | (1 Video) |  |
| 6. Trabeculectomy in congenital glaucoma with a very enlarged limbus | (1 Video) |  |
| 7. Trabeculectomy in aphakia | (1 Video) |  |
| 8. Trabeculectomy with primary air injection to avoid shallow anterior chamber in Weill-Marchesani Syndrome | (2 Videos) |  |
| 9. Glaucoma surgery in Pregnancy | (1 Video) |  |
| 10. Trabeculectomy in Sturge Weber Syndrome | (1 Video) |  |
| 11. Trabeculectomy in uveitic glaucoma | (1 Video) |  |
| 12. Primary combined Trabeculectomy. Trabeculectomy with Ologen Implant in advanced Primary Congenital Glaucoma | (1 Video) |  |
| 13. Revision trabeculectomy | (1 Video) |  |
| 14. Management of hypotony maculopathy due to over filtration using a lamellar transverse scleral flap and collagen implant | (1 Video) |  |
| 15. Management of hypotony maculopathy post-trabeculectomy with scleral patch graft and conjunctival overlay | (1 Video) |  |
| 16. Intra-operative optical coherence tomography (OCT) guided glaucoma surgeries | (2 Videos) |  |

Glaucoma Surgery in Pregnancy (SSOSL)

Click here to watch

<https://www.youtube.com/watch?v=0kSIQ0W5008>

All India Ophthalmological Society Scientific Committee

Step by Step Trabeculectomy Surgery
 [100 surgical videos available]
 Trabeculectomy in Sturge Weber Syndrome

Section 3

35th
Module



Dr Kiranmaya Turaga
 Glaucoma Services,
 L V Prasad Eye Institute GMRV Campus, Visakhapatnam



 [Click here to watch](#)

Special situations videos to follow

- | | | |
|-----------------------------------------------------------------------------------------------------------------------------|------------|-------------------------------------------------------------------------------------|
| 1. Trabeculectomy in Neovascular glaucoma | (2 Videos) |  |
| 2. Trabeculectomy in primary angle closure glaucoma and its post-operative care | (8 Videos) |  |
| 3. Trabeculectomy post-implantable collamer lens | (2 Videos) |  |
| 4. Trabeculectomy post-penetrating keratoplasty | (1 Videos) |  |
| 5. Modified SICS Trabeculectomy suitable for underserved regions | (1 Videos) |  |
| 6. Trabeculectomy in congenital glaucoma with a very enlarged limbus | (1 Videos) |  |
| 7. Trabeculectomy in aphakia | (1 Videos) |  |
| 8. Trabeculectomy with primary air injection to avoid shallow anterior chamber in Weill-Marchesani Syndrome | (2 Videos) |  |
| 9. Glaucoma surgery in Pregnancy | (1 Videos) |  |
| 10. Trabeculectomy in Sturge Weber Syndrome | (1 Videos) |  |
| 11. Trabeculectomy in uveitic glaucoma | (1 Videos) |  |
| 12. Primary combined Trabeculectomy: Trabeculectomy with Ologen Implant in advanced Primary Congenital Glaucoma | (1 Videos) |  |
| 13. Revision trabeculectomy | (1 Videos) |  |
| 14. Management of hypotony maculopathy due to over filtration using a lamellar transverse scleral flap and collagen implant | (1 Videos) |  |
| 15. Management of hypotony maculopathy post-trabeculectomy with scleral patch graft and conjunctival overlay | (1 Videos) |  |
| 16. Intra-operative optical coherence tomography (IOCT) guided glaucoma surgeries | (2 Videos) |  |

Trabeculectomy in Sturge Weber Syndrome (SSOSL)

Click here to watch

<https://www.youtube.com/watch?v=N2M-mZLJEFA>

All India Ophthalmological Society
Scientific Committee

Step by Step Trabeculectomy Surgery
(100 surgical videos available)
Trabeculectomy in Uveitic Glaucoma

Section 3

36th
Module

Dr Ramanjit Sihota MD, FRCS, FRCOphth
Shroff Eye Center, New Delhi

[Click here to watch](#)

Trabeculectomy in Uveitic Glaucoma (SSOSL)

Click here to watch

<https://www.youtube.com/watch?v=Hg6vP4eCE-o>

Special situations videos to follow

1. Trabeculectomy in Neovascular glaucoma (2 Videos) ▶
2. Trabeculectomy in primary angle closure glaucoma and its post-operative care (8 Videos) ▶
3. Trabeculectomy post-implantable collamer lens (2 Videos) ▶
4. Trabeculectomy post-penetrating keratoplasty (1 Video) ▶
5. Modified SICS Trabeculectomy suitable for underserved regions (1 Video) ▶
6. Trabeculectomy in congenital glaucoma with a very enlarged limbus (1 Video) ▶
7. Trabeculectomy in aphakia (1 Video) ▶
8. Trabeculectomy with primary air injection to avoid shallow anterior chamber in Weil-Marchesani Syndrome (2 Videos) ▶
9. Glaucoma surgery in Pregnancy (1 Video) ▶
10. Trabeculectomy in Sturge Weber Syndrome (1 Video) ▶
11. Trabeculectomy in uveitic glaucoma (1 Video) ▶
12. Primary combined Trabeculectomy- Trabeculectomy with Ologen Implant in advanced Primary Congenital Glaucoma (1 Video) ▶
13. Revision trabeculectomy (1 Video) ▶
14. Management of hypotony maculopathy due to over filtration using a lamellar transverse scleral flap and collagen implant (1 Video) ▶
15. Management of hypotony maculopathy post-trabeculectomy with scleral patch graft and conjunctival overlay (1 Video) ▶
16. Intra-operative optical coherence tomography (OCT) guided glaucoma surgeries (2 Videos) ▶


All India Ophthalmological Society
Scientific Committee

Step by Step Trabeculectomy Surgery
(100 surgical videos available)
Primary Combined Trabeculotomy- Trabeculectomy with
Ologen Implant in advanced Primary Congenital Glaucoma

Section 3

37th
Module

Dr Anil K Mandal
Emeritus Ophthalmologist, VST Centre for Glaucoma Care,
Jasti V Ramanamma Children's Eye Care Centre,
LV Prasad Eye Institute, Hyderabad



[Click here to watch](#)

Special situations videos to follow

1. Trabeculectomy in Neovascular glaucoma	(2 Videos)	▶
2. Trabeculectomy in primary angle closure glaucoma and its post-operative care	(8 Videos)	▶
3. Trabeculectomy post-implantable collamer lens	(2 Videos)	▶
4. Trabeculectomy post-penetrating keratoplasty	(1 Videos)	▶
5. Modified SICS Trabeculectomy suitable for underserved regions	(1 Videos)	▶
6. Trabeculectomy in congenital glaucoma with a very enlarged limbus	(1 Videos)	▶
7. Trabeculectomy in aphakia	(1 Videos)	▶
8. Trabeculectomy with primary air injection to avoid shallow anterior chamber in Weill-Marchesani Syndrome	(2 Videos)	▶
9. Glaucoma surgery in Pregnancy	(1 Videos)	▶
10. Trabeculectomy in Sturge Weber Syndrome	(1 Videos)	▶
11. Trabeculectomy in uveitic glaucoma	(1 Videos)	▶
12. Primary combined Trabeculotomy- Trabeculectomy with Ologen Implant in advanced Primary Congenital Glaucoma	(1 Videos)	▶
13. Revision trabeculectomy	(1 Videos)	▶
14. Management of hypotony maculopathy due to over filtration using a lamellar transverse scleral flap and collagen implant	(1 Videos)	▶
16. Management of hypotony maculopathy post-trabeculectomy with scleral patch graft and conjunctival overlay	(1 Videos)	▶
16. Intra-operative optical coherence tomography (OCT) guided glaucoma surgeries	(2 Videos)	▶

Primary Combined Trabeculotomy - Trabeculectomy with Ologen Implant in advanced Primary Congenital Glaucoma (SSOSL)

Click here to watch

<https://www.youtube.com/watch?v=QdYt6ESN1G0>


All India Ophthalmological Society
Scientific Committee


Step by Step Trabeculectomy Surgery
(100 surgical videos available)
Revision Trabeculectomy

Section 3




38th
Module

Dr Munish Dhawan
Professor and Head Department of Ophthalmology,
Guru Gobind Singh Medical College and Hospital, Faridkot, Punjab





Special situations videos to follow

- | | | |
|-----------------------------------------------------------------------------------------------------------------------------|-------------------|--------------------------------------------------------------------------------------------|
| 1. Trabeculectomy in Neovascular glaucoma | (2 Videos) |  |
| 2. Trabeculectomy in primary angle closure glaucoma and its post-operative care | (8 Videos) |  |
| 3. Trabeculectomy post-implantable collamer lens | (2 Videos) |  |
| 4. Trabeculectomy post-penetrating keratoplasty | (1 Videos) |  |
| 5. Modified SICS Trabeculectomy suitable for underserved regions | (1 Videos) |  |
| 6. Trabeculectomy in congenital glaucoma with a very enlarged limbus | (1 Videos) |  |
| 7. Trabeculectomy in aphakia | (1 Videos) |  |
| 8. Trabeculectomy with primary air injection to avoid shallow anterior chamber in Weill Marchesani Syndrome | (2 Videos) |  |
| 9. Glaucoma surgery in Pregnancy | (1 Videos) |  |
| 10. Trabeculectomy in Sturge Weber Syndrome | (1 Videos) |  |
| 11. Trabeculectomy in uveitic glaucoma | (1 Videos) |  |
| 12. Primary combined Trabeculectomy: Trabeculectomy with Ologen Implant in advanced Primary Congenital Glaucoma | (1 Videos) |  |
| 13. Revision trabeculectomy | (1 Videos) |  |
| 14. Management of hypotony maculopathy due to over filtration using a lamellar transverse scleral flap and collagen implant | (1 Videos) |  |
| 15. Management of hypotony maculopathy post-trabeculectomy with scleral patch graft and conjunctival overlay | (1 Videos) |  |
| 16. Intra-operative optical coherence tomography (OCT) guided glaucoma surgeries | (2 Videos) |  |

Revision Trabeculectomy (SSOSL)

Click here to watch

<https://www.youtube.com/watch?v=GLQAHdqoqcs>

All India Ophthalmological Society Scientific Committee

Step by Step Trabeculectomy Surgery
[100 surgical videos available]


Management of Hypotony Maculopathy Due to Over Filtration Using a Lamellar Transverse Scleral Flap and Collagen Implant

Section 3

39th
Module

Dr Anirudh Kapoor
Senior Resident,
RP Centre for Ophthalmic Sciences,
AIIMS, New Delhi

Dr Tanuj Dada
Professor & Head of Glaucoma Services,
RP Centre for Ophthalmic Sciences,
AIIMS, New Delhi



[Click here to watch](#)

Special situations videos to follow

1. Trabeculectomy in Neovascular glaucoma	(2 Videos)	▶
2. Trabeculectomy in primary angle closure glaucoma and its post-operative care	(8 Videos)	▶
3. Trabeculectomy post-implantable collamer lens	(2 Videos)	▶
4. Trabeculectomy post-penetrating keratoplasty	(1 Videos)	▶
5. Modified SICS Trabeculectomy suitable for underserved regions	(1 Videos)	▶
6. Trabeculectomy in congenital glaucoma with a very enlarged limbus	(1 Videos)	▶
7. Trabeculectomy in aphakia	(1 Videos)	▶
8. Trabeculectomy with primary air injection to avoid shallow anterior chamber in Weill Marchesani Syndrome	(2 Videos)	▶
9. Glaucoma surgery in Pregnancy	(1 Videos)	▶
10. Trabeculectomy in Sturge Weber Syndrome	(1 Videos)	▶
11. Trabeculectomy in uveitic glaucoma	(1 Videos)	▶
12. Primary combined Trabeculectomy- Trabeculectomy with Ologen Implant in advanced Primary Congenital Glaucoma	(1 Videos)	▶
13. Revision trabeculectomy	(1 Videos)	▶
14. Management of hypotony maculopathy due to over filtration using a lamellar transverse scleral flap and collagen implant	(1 Videos)	▶
15. Management of hypotony maculopathy post-trabeculectomy with scleral patch graft and conjunctival overlay	(1 Videos)	▶
16. Intra-operative optical coherence tomography (I OCT) guided glaucoma surgeries	(2 Videos)	▶

Management of Hypotony Maculopathy Due to Over Filtration Using a Lamellar Transverse Scleral Flap and Collagen Implant (SSOSL)

Click here to watch


<https://www.youtube.com/watch?v=6M7PVW49PFo>

**All India Ophthalmological Society
Scientific Committee**


Step by Step Trabeculectomy Surgery
[100 surgical videos available]
Management of Hypotony Maculopathy Post-Trabeculectomy
With Scleral Patch Graft and Conjunctival Overlay

Section 3

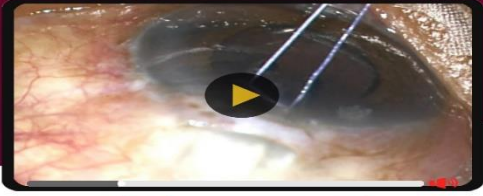
**40th
Module**



Dr Anirudh Kapoor
Senior Resident,
RP Centre for Ophthalmic Sciences,
AIIMS, New Delhi



Dr Tanuj Dada
Professor & Head of Glaucoma Services,
RP Centre for Ophthalmic Sciences,
AIIMS, New Delhi



[Click here to watch](#)

Special situations videos to follow

- | | | |
|-----------------------------------------------------------------------------------------------------------------------------|------------|-------------------|
| 1. Trabeculectomy in Neovascular glaucoma | (2 Videos) | ▶ |
| 2. Trabeculectomy in primary angle closure glaucoma and its post-operative care | (8 Videos) | ▶ |
| 3. Trabeculectomy post-implantable collamer lens | (2 Videos) | ▶ |
| 4. Trabeculectomy post penetrating keratoplasty | (1 Videos) | ▶ |
| 5. Modified SICS Trabeculectomy suitable for underserved regions | (1 Videos) | ▶ |
| 6. Trabeculectomy in congenital glaucoma with a very enlarged limbus | (1 Videos) | ▶ |
| 7. Trabeculectomy in aphakia | (1 Videos) | ▶ |
| 8. Trabeculectomy with primary air injection to avoid shallow anterior chamber in Weill-Marchesani Syndrome | (2 Videos) | ▶ |
| 9. Glaucoma surgery in Pregnancy | (1 Videos) | ▶ |
| 10. Trabeculectomy in Sturge Weber Syndrome | (1 Videos) | ▶ |
| 11. Trabeculectomy in uveitic glaucoma | (1 Videos) | ▶ |
| 12. Primary combined Trabeculectomy- Trabeculectomy with Ologen Implant in advanced Primary Congenital Glaucoma | (1 Videos) | ▶ |
| 13. Revision trabeculectomy | (1 Videos) | ▶ |
| 14. Management of hypotony maculopathy due to over filtration using a lamellar transverse scleral flap and collagen implant | (1 Videos) | ▶ |
| 15. Management of hypotony maculopathy post-trabeculectomy with scleral patch graft and conjunctival overlay | (1 Videos) | (1) |
| 16. Intra operative optical coherence tomography (OCT) guided glaucoma surgeries | (2 Videos) | ▶ |

Management of Hypotony Maculopathy Post-Trabeculectomy With Scleral Patch Graft and Conjunctival Overlay (SSOSL)

Click here to watch


<https://www.youtube.com/watch?v=MDOAlkmCwWk>

All India Ophthalmological Society
Scientific Committee

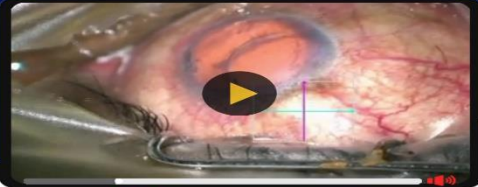
Step by Step Trabeculectomy Surgery
[100 surgical videos available]
Intra-Operative Optical Coherence Tomography (iOCT)
Guided Glaucoma Surgeries

Section 3

41st
Module
(2 Videos)














Dr Dewang Angmo MD, DNB, FRCS, FICO, MNAMS
Additional Professor of Ophthalmology,
RP Centre for Ophthalmic Sciences, AIIMS, New Delhi



 [Click here to watch](#)

Special situations videos to follow

1. Trabeculectomy in Neovascular glaucoma (2 Videos) 
2. Trabeculectomy in primary angle closure glaucoma and its post-operative care (8 Videos) 
3. Trabeculectomy post-implantable collamer lens (2 Videos) 
4. Trabeculectomy post-penetrating keratoplasty (1 Video) 
5. Modified SICS Trabeculectomy suitable for underserved regions (1 Video) 
6. Trabeculectomy in congenital glaucoma with a very enlarged limbus (1 Video) 
7. Trabeculectomy in aphakia (1 Video) 
8. Trabeculectomy with primary air injection to avoid shallow anterior chamber in Weill-Marchesani Syndrome (2 Videos) 
9. Glaucoma surgery in Pregnancy (1 Video) 
10. Trabeculectomy in Sturge Weber Syndrome (1 Video) 
11. Trabeculectomy in uveitic glaucoma (1 Video) 
12. Primary combined Trabeculectomy: Trabeculectomy with Ologen Implant in advanced Primary Congenital Glaucoma (1 Video) 
13. Revision trabeculectomy (1 Video) 
14. Management of hypotony maculopathy due to over filtration using a lamellar transverse scleral flap and collagen implant (1 Video) 
15. Management of hypotony maculopathy post-trabeculectomy with scleral patch graft and conjunctival overlay (1 Video) 
16. Intra-operative optical coherence tomography (iOCT) guided glaucoma surgeries (2 Videos) 

Intra-Operative Optical Coherence Tomography (iOCT) Guided Glaucoma Surgeries (SSOSL)

Click here to watch


<https://www.youtube.com/watch?v=stFQSAVLiuM>

All India Ophthalmological Society
Scientific Committee


Step by Step Trabeculectomy Surgery
(100 surgical videos available)
Managing Bleb Leak With Bleb Sparing Conjunctival Epithelial Exchange

Section **3**

42nd
Module



Dr Ramanjit Sihota MD, FRCS, FRCOphth
Shroff Eye Center, New Delhi



 [Click here to watch](#)

Special Techniques for Managing Post-trabeculectomy Complications Videos to Follow

- 1. Managing Bleb Leak With Bleb Sparing Conjunctival Epithelial Exchange (1 Video) 
- 2. Managing Bleb Leak With Bleb Sparing Conjunctival Epithelial Exchange With Conjunctival Pedicle Flap (1 Video) 
- 3. Ciliary Staphyloma Repair With a Donor Scleral Patch Graft (1 Video) 
- 4. Compression Suture for Overhanging Bleb (1 Video) 
- 5. Cyclodialysis Repair Post-trabeculectomy (1 Video) 
- 6. Leaky Bleb Repair Using a Lamellar Transverse Scleral Flap (1 Video) 
- 7. Thin and Leaky Cystic Bleb Repair with Autorotated Partial Thickness Scleral Flap and Conjunctival Pedicle (1 Video) 
- 8. Trabeculectomy Modifications in Malignant Glaucoma (5 Videos) 
- 9. Compression Sutures Post-trabeculectomy (1 Video) 
- 10. Transconjunctival Compression Suture Application for Management of Over Filtering Bleb (1 Video) 
- 11. Visco-assisted Dissection of Filtering Bleb Over Cornea (1 Video) 
- 12. Drainage of Suprachoroidal Hemorrhage (1 Video) 

Managing Bleb Leak With Bleb Sparing Conjunctival Epithelial Exchange (SSOSL)

Click here to watch

https://www.youtube.com/watch?v=DJbeyiytc_0

All India Ophthalmological Society
Scientific Committee

Step by Step Trabeculectomy Surgery
(100 surgical videos available)
Managing Bleb Leak With Bleb Sparing Conjunctival
Epithelial Exchange With Conjunctival Pedicle Flap

Section 3

43rd
Module



Dr Ramanjit Sihota MD, FRCS, FRCOphth
Shroff Eye Center, New Delhi



[Click here to watch](#)

**Special Techniques for Managing
Post-trabeculectomy Complications Videos to Follow**

1. Managing Bleb Leak With Bleb Sparing Conjunctival Epithelial Exchange (1 Video)
2. Managing Bleb Leak With Bleb Sparing Conjunctival Epithelial Exchange With Conjunctival Pedicle Flap (1 Video)
3. Ciliary Staphyloma Repair With a Donor Scleral Patch Graft (1 Video)
4. Compression Suture for Overhanging Bleb (1 Video)
5. Cyclodialysis Repair Post-trabeculectomy (1 Video)
6. Leaky Bleb Repair Using a Lamellar Transverse Scleral Flap (1 Video)
7. Thin and Leaky Cystic Bleb Repair with Autorotated Partial Thickness Scleral Flap and Conjunctival Pedicle (1 Video)
8. Trabeculectomy Modifications in Malignant Glaucoma (5 Videos)
9. Compression Sutures Post-trabeculectomy (1 Video)
10. Transconjunctival Compression Suture Application for Management of Over Filtering Bleb (1 Video)
11. Visco-assisted Dissection of Filtering Bleb Over Cornea (1 Video)
12. Drainage of Suprachoroidal Hemorrhage (1 Video)

Managing Bleb Leak With Bleb Sparing Conjunctival Epithelial Exchange With Conjunctival Pedicle Flap (SSOSL)

Click here to watch


https://www.youtube.com/watch?v=q_V_XmSGMQY

All India Ophthalmological Society
Scientific Committee


Step by Step Trabeculectomy Surgery
[100 surgical videos available]
Ciliary Staphyloma Repair With a Donor
Scleral Patch Graft

Section 3

44th
Module



Dr Tanuj Dada
Professor & Head of Glaucoma Services,
RP Centre for Ophthalmic Sciences, AIIMS, New Delhi





**Special Techniques for Managing
Post-trabeculectomy Complications Videos to Follow**

1. Managing Bleb Leak With Bleb Sparing Conjunctival Epithelial Exchange (1 Video) 
2. Managing Bleb Leak With Bleb Sparing Conjunctival Epithelial Exchange With Conjunctival Pedicle Flap (1 Video) 
- 3. Ciliary Staphyloma Repair With a Donor Scleral Patch Graft (1 Video) **
4. Compression Suture for Overhanging Bleb (1 Video) 
5. Cyclodialysis Repair Post-trabeculectomy (1 Video) 
6. Leaky Bleb Repair Using a Lamellar Transverse Scleral Flap (1 Video) 
7. Thin and Leaky Cystic Bleb Repair with Autorotated Partial Thickness Scleral Flap and Conjunctival Pedicle (1 Video) 
8. Trabeculectomy Modifications in Malignant Glaucoma (5 Videos) 
9. Compression Sutures Post-trabeculectomy (1 Video) 
10. Transconjunctival Compression Suture Application for Management of Over Filtering Bleb (1 Video) 
11. Visco-assisted Dissection of Filtering Bleb Over Cornea (1 Video) 
12. Drainage of Suprachoroidal Hemorrhage (1 Video) 

Ciliary Staphyloma Repair With a Donor Scleral Patch Graft (SSOSL)

Click here to watch

<https://www.youtube.com/watch?v=D-lpca9EXIk>

 All India Ophthalmological Society
Scientific Committee 

Step by Step Trabeculectomy Surgery
[100 surgical videos available]
Compression Suture for Overhanging Bleb

Section 3



45th
Module

Dr Talvir Sidhu
MBBS, MD (AIIMS, New Delhi)
Associate Professor,
Government Medical College, Patiala, Punjab




**Special Techniques for Managing
Post-trabeculectomy Complications Videos to Follow**

1. Managing Bleb Leak With Bleb Sparing Conjunctival Epithelial Exchange (1 Video) 
2. Managing Bleb Leak With Bleb Sparing Conjunctival Epithelial Exchange With Conjunctival Pedicle Flap (1 Video) 
3. Ciliary Staphyloma Repair With a Donor Scleral Patch Graft (1 Video) 
- 4. Compression Suture for Overhanging Bleb (1 Video) **
5. Cyclodialysis Repair Post-trabeculectomy (1 Video) 
6. Leaky Bleb Repair Using a Lamellar Transverse Scleral Flap (1 Video) 
7. Thin and Leaky Cystic Bleb Repair with Autorotated Partial Thickness Scleral Flap and Conjunctival Pedicle (1 Video) 
8. Trabeculectomy Modifications in Malignant Glaucoma (5 Videos) 
9. Compression Sutures Post-trabeculectomy (1 Video) 
10. Transconjunctival Compression Suture Application for Management of Over Filtering Bleb (1 Video) 
11. Visco-assisted Dissection of Filtering Bleb Over Cornea (1 Video) 
12. Drainage of Suprachoroidal Hemorrhage (1 Video) 

Compression Suture for Overhanging Bleb (SSOSL)

Click here to watch

<https://www.youtube.com/watch?v=QqcASpZaf74>

All India Ophthalmological Society
Scientific Committee

Step by Step Trabeculectomy Surgery
(100 surgical videos available)
Cyclodialysis Repair Post-trabeculectomy

Section 3

46th
Module



Dr Tanuj Dada
Professor & Head of Glaucoma Services,
RP Centre for Ophthalmic Sciences, AIIMS, New Delhi



Click here to watch

**Special Techniques for Managing
Post-trabeculectomy Complications Videos to Follow**

1. Managing Bleb Leak With Bleb Sparing Conjunctival Epithelial Exchange	(1 Video)	▶
2. Managing Bleb Leak With Bleb Sparing Conjunctival Epithelial Exchange With Conjunctival Pedicle Flap	(1 Video)	▶
3. Ciliary Staphyloma Repair With a Donor Scleral Patch Graft	(1 Video)	▶
4. Compression Suture for Overhanging Bleb	(1 Video)	▶
5. Cyclodialysis Repair Post-trabeculectomy	(1 Video)	▶
6. Leaky Bleb Repair Using a Lamellar Transverse Scleral Flap	(1 Video)	▶
7. Thin and Leaky Cystic Bleb Repair with Autorotated Partial Thickness Scleral Flap and Conjunctival Pedicle	(1 Video)	▶
8. Trabeculectomy Modifications in Malignant Glaucoma	(5 Videos)	▶
9. Compression Sutures Post-trabeculectomy	(1 Video)	▶
10. Transconjunctival Compression Suture Application for Management of Over Filtering Bleb	(1 Video)	▶
11. Visco-assisted Dissection of Filtering Bleb Over Cornea	(1 Video)	▶
12. Drainage of Suprachoroidal Hemorrhage	(1 Video)	▶

Cyclodialysis Repair Post-trabeculectomy (SSOSL)

Click here to watch

<https://www.youtube.com/watch?v=SFqog6WITPE>

 All India Ophthalmological Society
Scientific Committee 

Step by Step Trabeculectomy Surgery

(100 surgical videos available)

Leaky Bleb Repair Using a Lamellar Transverse Scleral Flap

Section 3

47th
Module



Dr. Neha Midha
MBBS, MD (AIIMS), DNB, FICO (UK) MNAMS,
Director Avantika Eye Care & Glaucoma Services






Special Techniques for Managing Post-trabeculectomy Complications Videos to Follow

1. Managing Bleb Leak With Bleb Sparing Conjunctival Epithelial Exchange (1 Video) 
2. Managing Bleb Leak With Bleb Sparing Conjunctival Epithelial Exchange With Conjunctival Pedicle Flap (1 Video) 
3. Ciliary Staphyloma Repair With a Donor Scleral Patch Graft (1 Video) 
4. Compression Suture for Overhanging Bleb (1 Video) 
5. Cyclodialysis Repair Post-trabeculectomy (1 Video) 
- 6. Leaky Bleb Repair Using a Lamellar Transverse Scleral Flap (1 Video) **
7. Thin and Leaky Cystic Bleb Repair with Autorotated Partial Thickness Scleral Flap and Conjunctival Pedicle (1 Video) 
8. Trabeculectomy Modifications in Malignant Glaucoma (5 Videos) 
9. Compression Sutures Post-trabeculectomy (1 Video) 
10. Transconjunctival Compression Suture Application for Management of Over Filtering Bleb (1 Video) 
11. Visco-assisted Dissection of Filtering Bleb Over Cornea (1 Video) 
12. Drainage of Suprachoroidal Hemorrhage (1 Video) 

Leaky Bleb Repair Using a Lamellar Transverse Scleral Flap (SSOSL)


Click here to watch

<https://www.youtube.com/watch?v=JOPDKvpIOS0>

 All India Ophthalmological Society
Scientific Committee


Step by Step Trabeculectomy Surgery
[100 surgical videos available]
Thin and Leaky Cystic Bleb Repair with Autorotated
Partial Thickness Scleral Flap and Conjunctival Pedicle

Section 3














48th
Module

Dr Tanuj Dada
Professor & Head of Glaucoma Services,
RP Centre for Ophthalmic Sciences, AIIMS, New Delhi




**Special Techniques for Managing
Post-trabeculectomy Complications Videos to Follow**

1. Managing Bleb Leak With Bleb Sparing Conjunctival Epithelial Exchange (1 Video) 
2. Managing Bleb Leak With Bleb Sparing Conjunctival Epithelial Exchange With Conjunctival Pedicle Flap (1 Video) 
3. Ciliary Staphyloma Repair With a Donor Scleral Patch Graft (1 Video) 
4. Compression Suture for Overhanging Bleb (1 Video) 
5. Cyclodialysis Repair Post-trabeculectomy (1 Video) 
6. Leaky Bleb Repair Using a Lamellar Transverse Scleral Flap (1 Video) 
- 7. Thin and Leaky Cystic Bleb Repair with Autorotated Partial Thickness Scleral Flap and Conjunctival Pedicle (1 Video) **
8. Trabeculectomy Modifications in Malignant Glaucoma (5 Videos) 
9. Compression Sutures Post-trabeculectomy (1 Video) 
10. Transconjunctival Compression Suture Application for Management of Over Filtering Bleb (1 Video) 
11. Visco-assisted Dissection of Filtering Bleb Over Cornea (1 Video) 
12. Drainage of Suprachoroidal Hemorrhage (1 Video) 

Thin and Leaky Cystic Bleb Repair with Autorotated Partial Thickness Scleral Flap and Conjunctival Pedicle (SSOSL)

Click here to watch

<https://www.youtube.com/watch?v=NDcTUKbVNU>

All India Ophthalmological Society
Scientific Committee

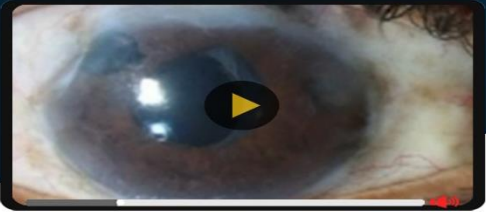
Step by Step Trabeculectomy Surgery
(100 surgical videos available)
Trabeculectomy Modifications in Malignant Glaucoma

Section 3

49th
Module
(5 Videos)



Dr Sirisha Senthil, MS, FRCS,
Head of Glaucoma Services,
L V Prasad Eye Institute, Hyderabad



Click here to watch

**Special Techniques for Managing
Post-trabeculectomy Complications Videos to Follow**

1. Managing Bleb Leak With Bleb Sparing Conjunctival Epithelial Exchange	(1 Video)	▶
2. Managing Bleb Leak With Bleb Sparing Conjunctival Epithelial Exchange With Conjunctival Pedicle Flap	(1 Video)	▶
3. Ciliary Staphyloma Repair With a Donor Scleral Patch Graft	(1 Video)	▶
4. Compression Suture for Overhanging Bleb	(1 Video)	▶
5. Cyclodialysis Repair Post-trabeculectomy	(1 Video)	▶
6. Leaky Bleb Repair Using a Lamellar Transverse Scleral Flap	(1 Video)	▶
7. Thin and Leaky Cystic Bleb Repair with Autorotated Partial Thickness Scleral Flap and Conjunctival Pedicle	(1 Video)	▶
8. Trabeculectomy Modifications in Malignant Glaucoma	(5 Videos)	11
9. Compression Sutures Post-trabeculectomy	(1 Video)	▶
10. Transconjunctival Compression Suture Application for Management of Over Filtering Bleb	(1 Video)	▶
11. Visco-assisted Dissection of Filtering Bleb Over Cornea	(1 Video)	▶
12. Drainage of Suprachoroidal Hemorrhage	(1 Video)	▶

Trabeculectomy Modifications in Malignant Glaucoma (SSOSL)

Click here to watch

<https://www.youtube.com/watch?v=qT31PCpw4jQ>

All India Ophthalmological Society
Scientific Committee

Step by Step Trabeculectomy Surgery
(100 surgical videos available)
Compression Sutures Post-trabeculectomy

Section 3

50th
Module



Dr Shikha Gupta, MD
Associate Professor,
RP Centre for Ophthalmic Sciences, AIIMS, New Delhi



[Click here to watch](#)



**Special Techniques for Managing
Post-trabeculectomy Complications Videos to Follow**

1. Managing Bleb Leak With Bleb Sparing Conjunctival Epithelial Exchange (1 Video)
2. Managing Bleb Leak With Bleb Sparing Conjunctival Epithelial Exchange With Conjunctival Pedicle Flap (1 Video)
3. Ciliary Staphyloma Repair With a Donor Scleral Patch Graft (1 Video)
4. Compression Suture for Overhanging Bleb (1 Video)
5. Cyclodialysis Repair Post-trabeculectomy (1 Video)
6. Leaky Bleb Repair Using a Lamellar Transverse Scleral Flap (1 Video)
7. Thin and Leaky Cystic Bleb Repair with Autorotated Partial Thickness Scleral Flap and Conjunctival Pedicle (1 Video)
8. Trabeculectomy Modifications in Malignant Glaucoma (5 Videos)
- 9. Compression Sutures Post-trabeculectomy (1 Video)**
10. Transconjunctival Compression Suture Application for Management of Over Filtering Bleb (1 Video)
11. Visco-assisted Dissection of Filtering Bleb Over Cornea (1 Video)
12. Drainage of Suprachoroidal Hemorrhage (1 Video)

Compression Sutures Post-trabeculectomy (SSOSL)

Click here to watch

<https://www.youtube.com/watch?v=S47dnQ8Ec3o>

 All India Ophthalmological Society
Scientific Committee 


Step by Step Trabeculectomy Surgery

(100 surgical videos available)


Transconjunctival Compression Suture Application
for Management of Over Filtering Bleb

Section 3


51st
Module



Dr Sumant Vinayak Sharma
Clinical Fellow - Retina and Vitreous,
Anant Bajaj Retina Institute,
L.V. Prasad Eye Institute, Hyderabad



Dr Tanuj Dada
Professor & Head of Glaucoma Services,
RP Centre for Ophthalmic Sciences,
AIIMS, New Delhi




Special Techniques for Managing Post-trabeculectomy Complications Videos to Follow

1. Managing Bleb Leak With Bleb Sparing Conjunctival Epithelial Exchange (1 Video) 
2. Managing Bleb Leak With Bleb Sparing Conjunctival Epithelial Exchange With Conjunctival Pedicle Flap (1 Video) 
3. Ciliary Staphyloma Repair With a Donor Scleral Patch Graft (1 Video) 
4. Compression Suture for Overhanging Bleb (1 Video) 
5. Cyclodialysis Repair Post-trabeculectomy (1 Video) 
6. Leaky Bleb Repair Using a Lamellar Transverse Scleral Flap (1 Video) 
7. Thin and Leaky Cystic Bleb Repair with Autorotated Partial Thickness Scleral Flap and Conjunctival Pedicle (1 Video) 
8. Trabeculectomy Modifications in Malignant Glaucoma (5 Videos) 
9. Compression Sutures Post-trabeculectomy (1 Video) 
10. Transconjunctival Compression Suture Application for Management of Over Filtering Bleb (1 Video) 
11. Visco-assisted Dissection of Filtering Bleb Over Cornea (1 Video) 
12. Drainage of Suprachoroidal Hemorrhage (1 Video) 

Transconjunctival Compression Suture Application for Management of Over Filtering Bleb (SSOSL)

Click here to watch


<https://www.youtube.com/watch?v=BTDM0FA6R70>

All India Ophthalmological Society
Scientific Committee


Step by Step Trabeculectomy Surgery
(100 surgical videos available)
Visco-assisted Dissection of Filtering Bleb Over Cornea

Section 3

52nd
Module



Dr Ekta Shaw, MS,DNB
Senior Resident,
RP Centre for Ophthalmic Sciences, AIIMS, New Delhi



 [Click here to watch](#)

**Special Techniques for Managing
Post-trabeculectomy Complications Videos to Follow**

1. Managing Bleb Leak With Bleb Sparing Conjunctival Epithelial Exchange (1 Video) 
2. Managing Bleb Leak With Bleb Sparing Conjunctival Epithelial Exchange With Conjunctival Pedicle Flap (1 Video) 
3. Ciliary Staphyloma Repair With a Donor Scleral Patch Graft (1 Video) 
4. Compression Suture for Overhanging Bleb (1 Video) 
5. Cyclodialysis Repair Post-trabeculectomy (1 Video) 
6. Leaky Bleb Repair Using a Lamellar Transverse Scleral Flap (1 Video) 
7. Thin and Leaky Cystic Bleb Repair with Autorotated Partial Thickness Scleral Flap and Conjunctival Pedicle (1 Video) 
8. Trabeculectomy Modifications in Malignant Glaucoma (5 Videos) 
9. Compression Sutures Post-trabeculectomy (1 Video) 
10. Transconjunctival Compression Suture Application for Management of Over Filtering Bleb (1 Video) 
- 11. Visco-assisted Dissection of Filtering Bleb Over Cornea (1 Video) **
12. Drainage of Suprachoroidal Hemorrhage (1 Video) 

Visco-assisted Dissection of Filtering Bleb Over Cornea (SSOSL)

Click here to watch

https://www.youtube.com/watch?v=DWluj8x_LNM

All India Ophthalmological Society
Scientific Committee

Step by Step Trabeculectomy Surgery
(100 surgical videos available)
Drainage of Suprachoroidal Hemorrhage

Section 3

53rd
Module



Dr Saurabh Verma
Assistant Professor,
RP Centre for Ophthalmic Sciences, AIIMS, New Delhi



Click here to watch


**Special Techniques for Managing
Post-trabeculectomy Complications Videos to Follow**

1. Managing Bleb Leak With Bleb Sparing Conjunctival Epithelial Exchange (1 Video)
2. Managing Bleb Leak With Bleb Sparing Conjunctival Epithelial Exchange With Conjunctival Pedicle Flap (1 Video)
3. Ciliary Staphyloma Repair With a Donor Scleral Patch Graft (1 Video)
4. Compression Suture for Overhanging Bleb (1 Video)
5. Cyclodialysis Repair Post-trabeculectomy (1 Video)
6. Leaky Bleb Repair Using a Lamellar Transverse Scleral Flap (1 Video)
7. Thin and Leaky Cystic Bleb Repair with Autorotated Partial Thickness Scleral Flap and Conjunctival Pedicle (1 Video)
8. Trabeculectomy Modifications in Malignant Glaucoma (5 Videos)
9. Compression Sutures Post-trabeculectomy (1 Video)
10. Transconjunctival Compression Suture Application for Management of Over Filtering Bleb (1 Video)
11. Visco-assisted Dissection of Filtering Bleb Over Cornea (1 Video)
12. Drainage of Suprachoroidal Hemorrhage (1 Video)

Drainage of Suprachoroidal Hemorrhage (SSOSL)

Click here to watch

<https://www.youtube.com/watch?v=d8ST51sZpn4>



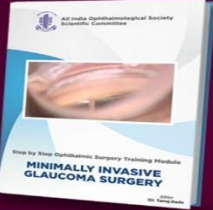
All India Ophthalmological Society
Scientific Committee




Step by Step Ophthalmic Learning
Minimally Invasive Glaucoma Surgery
[Audio Visual Training Module]

Intraoperative Gonioscopy & Microscope Settings

Session 1



Dr. Prasanna V. Ramesh
Medical Officer, Department of Glaucoma and
Research, Mahathma Eye Hospital Private Limited,
Trichy, Tamil Nadu



AIOS Step By Step MIGS Educational Module

Intraoperative Gonioscopy & Microscope Settings

Dr. Prasanna Venkatesh Ramesh
MS (Gold Medalist), DNB, MCh (MS), FICO, FAICO (Glaucoma)
FAICO (Cataract Surgery) Gold Medalist
Fellow in Glaucoma Surgery and Research (Dr. Sathyan),
Medical Officer, Mahathma Eye Hospital Private Limited, Trichy, Tamil Nadu, India

Nil Financial Disclosure

Click here to watch

**Anterior Segment Imaging for MIGS
Videos to Follow**

- 1. Intraoperative Gonioscopy & Microscope Settings
- 2. Intraoperative OCT in MIGS
- 3. Aqueous Angiography Guided MIGS
- 4. Intraoperative Predictors of Clinical Outcomes

Intraoperative Gonioscopy & Microscope Settings (SSOSL)

Click here to watch

<https://ciplaforsight-migs.com/Dr-Prasanna-Venkatesh/>

All India Ophthalmological Society Scientific Committee

Step by Step Ophthalmic Learning
Minimally Invasive Glaucoma Surgery
[Audio Visual Training Module]

Intraoperative OCT in MIGS

Session 1

Dr. Bryan Ang
National Healthcare Group Eye Institute,
Tan Tock Seng Hospital, Singapore

INTRA-OPERATIVE OCT IN MIGS

All India Ophthalmological Society Educational Module
Step by Step MIGS, 2025

Bryan ANG MBBS, MCh(Orth), FRCOphth
Deputy Head, Glaucoma Service, Dept of Ophthalmology, Tan Tock Seng Hospital
Adj. Assistant Professor, Dept of Ophthalmology, National University of Singapore
Consultant, Dept of Ophthalmology, Woodlands Health Singapore


Anterior Segment Imaging for MIGS
Videos to Follow

1. Intraoperative Gonioscopy & Microscope Settings
2. Intraoperative OCT in MIGS
3. Aqueous Angiography Guided MIGS
4. Intraoperative Predictors of Clinical Outcomes


Intraoperative OCT in MIGS (SSOSL)

Click here to watch

<https://ciplaforsight-migs.com/Dr-Bryan-Ang-Intraoperative-OCT-in-MIGS/>



All India Ophthalmological Society
Scientific Committee





Step by Step Ophthalmic Learning

Minimally Invasive Glaucoma Surgery

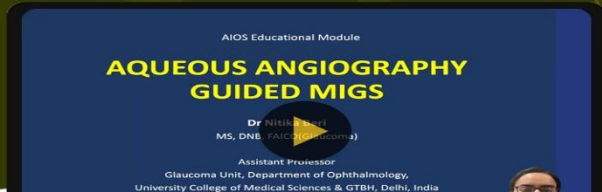
(Audio Visual Training Module)

Aqueous Angiography Guided MIGS

Session 1







Dr. Nitika Beri
MS, DNB, FAICO (Glaucoma)
Assistant Professor, Glaucoma Unit, Department of
Ophthalmology, University College of Medical
Sciences & GTBH, Delhi, India



AIOS Educational Module
**AQUEOUS ANGIOGRAPHY
GUIDED MIGS**
Dr. NITIKA BERI
MS, DNB, FAICO (Glaucoma)
Assistant Professor
Glaucoma Unit, Department of Ophthalmology,
University College of Medical Sciences & GTBH, Delhi, India
Ex-Senior Research Associate [AIIMS, New Delhi (Glaucoma)]
No Financial Disclosures

 [Click here to watch](#)



Anterior Segment Imaging for MIGS Videos to Follow

- 1. Intraoperative Gonioscopy & Microscope Settings 
- 2. Intraoperative OCT in MIGS 
- 3. Aqueous Angiography Guided MIGS **
- 4. Intraoperative Predictors of Clinical Outcomes 

Aqueous Angiography Guided MIGS (SSOSL)

Click here to watch


<https://ciplaforsight-migs.com/Dr-Nitika-Beri/>


 All India Ophthalmological Society
Scientific Committee 

Step by Step Ophthalmic Learning
Minimally Invasive Glaucoma Surgery
(Audio Visual Training Module)


Intraoperative Predictors of Clinical Outcomes


Session 1





Dr. Aparna Rao
MD, FRCS, Ph.D
LV Prasad Eye Institute, VST Glaucoma Centre,
Kallam Anji Reddy Campus, Hyderabad






Anterior Segment Imaging for MIGS
Videos to Follow

- 1. Intraoperative Gonioscopy & Microscope Settings
- 2. Intraoperative OCT in MIGS
- 3. Aqueous Angiography Guided MIGS
- 4. Intraoperative Predictors of Clinical Outcomes**


Intraoperative Predictors of Clinical Outcomes (SSOSL)

Click here to watch

<https://ciplaforsight-migs.com/Dr-Aparna-Rao/>



All India Ophthalmological Society
Scientific Committee




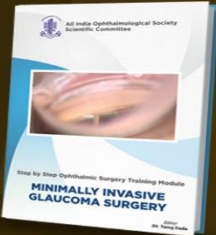
Step by Step Ophthalmic Learning

Minimally Invasive Glaucoma Surgery

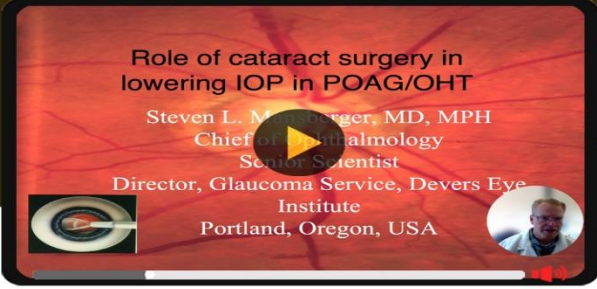
[Audio Visual Training Module]

Role of Cataract Surgery in Lowering IOP in POAG/OHT

Session **2**




Dr. Steven Mansberger
MD, MPH
Chair, Senior Scientist, and Director of
Ophthalmic Clinical Trials for Legacy
Devers Eye Institute in Portland, Oregon




Role of cataract surgery in
lowering IOP in POAG/OHT

Steven L. Mansberger, MD, MPH
Chief of Ophthalmology
Senior Scientist
Director, Glaucoma Service, Devers Eye
Institute
Portland, Oregon, USA

 Click here to watch

**Anterior Segment Imaging for MIGS
Videos to Follow**

1. Role of Cataract Surgery in Lowering IOP in POAG/OHT 

Role of Cataract Surgery in Lowering IOP in POAG/OHT (SSOSL)

Click here to watch

<https://ciplaforsight-migs.com/Dr-Steven-Mansberger/>

 All India Ophthalmological Society
Scientific Committee 

Step by Step Ophthalmic Learning

Minimally Invasive Glaucoma Surgery

[Audio Visual Training Module]

Trabectome

Session 3



Dr. Suneeta Dubey
Director Glaucoma Services
Dr. Shroff's Charity Eye Hospital, Delhi, India



Ab Interno Irrigating Goniotomy with Trabectome

Dr Suneeta Dubey
Medical Director
Director Glaucoma Services
Dr. Shroff's Charity Eye Hospital

 [Click here to watch](#)



**Trabecular Cutting Procedures
Videos to Follow**

- 1. Trabectome** 
- 2. Excisional Goniotomy with Kahook Dual Blade 
- 3. Microhook Ab interno Trabeculotomy 
- 4. BANG 
- 5. Gonioscopy Assisted Transluminal Trabeculotomy (GATT) 

Trabectome (SSOSL)

Click here to watch


<https://ciplaforsight-migs.com/Dr-Suneeta-Dubey/>


 All India Ophthalmological Society
Scientific Committee 

Step by Step Ophthalmic Learning
Minimally Invasive Glaucoma Surgery
[Audio Visual Training Module]


Excisional Goniectomy with Kahook Dual Blade

Session 3





Dr. Vanita Pathak Ray
MBBS, FRCS(Ed), FRCOphth(Lon)
Director Glaucoma and Senior Consultant Glaucoma
& Cataract Specialist, Centre for Sight, Hyderabad, India
Neoretna Eye Care Institute, Hyderabad, India



Excisional Goniectomy with Kahook Dual Blade

Click here to watch

Trabecular Cutting Procedures Videos to Follow

1. Trabectome
2. Excisional Goniectomy with Kahook Dual Blade
3. Microhook Ab interno Trabeculotomy
4. BANG
5. Gonioscopy Assisted Transluminal Trabeculotomy (GATT)

Excisional Goniectomy with Kahook Dual Blade (SSOSL)

Click here to watch

<https://ciplaforesight-migs.com/Dr-Vinita-Pathak/>

**All India Ophthalmological Society
Scientific Committee**

Step by Step Ophthalmic Learning
Minimally Invasive Glaucoma Surgery
(Audio Visual Training Module)

Microhook Ab interno Trabeculotomy

Session 3

Dr. Devendra Maheshwari
Glaucoma Consultant
Aravind Eye Hospital, Tirunelveli

Effortless & Economic :
Microhook Ab interno Trabeculotomy

Dr. Devendra Maheshwari
Glaucoma Consultant
Aravind Eye Hospital, Tirunelveli

**Trabecular Cutting Procedures
Videos to Follow**

1. Trabectome
2. Excisional Goniotomy with Kahook Dual Blade
3. Microhook Ab interno Trabeculotomy
4. BANG
5. Gonioscopy Assisted Transluminal Trabeculotomy (GATT)

Microhook Ab Interno Trabeculotomy (SSOSL)

Click here to watch

<https://ciplaforsight-migs.com/Dr-Devendra-Maheshwari/>

 **All India Ophthalmological Society**
Scientific Committee 

Step by Step Ophthalmic Learning
Minimally Invasive Glaucoma Surgery
(Audio Visual Training Module)

Bent ab-interno Needle Goniectomy (BANG)

Session 3





Dr. Amit Porwal
Senior Consultant & Head Glaucoma Services
Choithram Netralaya, Indore, Madhya Pradesh, India
Member Scientific Committee,
All India Ophthalmological Society



MIGS – BANG
(Bent ab-interno Needle Goniectomy)

Dr Amit Porwal
Head Glaucoma Services, Choithram Netralaya, Indore.
Member Scientific Committee, All India Ophthalmological Society.
Chairman Scientific Committee, ISMSICS MP Chapter.
Mobile: 9977422111. email: amitsporwal@gmail.com

 **Click here to watch**

Trabecular Cutting Procedures
Videos to Follow

- 1. Trabectome 
- 2. Excisional Goniectomy with Kahook Dual Blade 
- 3. Microhook Ab interno Trabeculotomy 
- 4. BANG** 
- 5. Gonioscopy Assisted Transluminal Trabeculotomy (GATT) 

MIGS – BANG (SSOSL)

Click here to watch

<https://www.youtube.com/watch?v=gDNlbKoiSPM>

 All India Ophthalmological Society
Scientific Committee 

Step by Step Ophthalmic Learning
Minimally Invasive Glaucoma Surgery
[Audio Visual Training Module]

Gonioscopy Assisted Transluminal Trabeculotomy (GATT)

Session 3





Dr. Sirisha Senthil
MS, FRCS (Edin)
Head of VST Center for Glaucoma Care
L V Prasad Eye Institute, Hyderabad





Trabecular Cutting Procedures
Videos to Follow

- 1. Trabectome
- 2. Excisional Goniectomy with Kahook Dual Blade
- 3. Microhook Ab interno Trabeculotomy
- 4. BANG
- 5. Gonioscopy Assisted Transluminal Trabeculotomy (GATT)**

Gonioscopy Assisted Transluminal Trabeculotomy (GATT) (SSOSL)

Click here to watch

<https://ciplaforsight-migs.com/Dr-Sirisha-Senthil/>

 All India Ophthalmological Society
Scientific Committee 

Step by Step Ophthalmic Learning

Minimally Invasive Glaucoma Surgery

(Audio Visual Training Module)

Canaloplasty with the Streamline System

Session 4



Dr. Malik Y Kahook
The Slater Family Endowed Chair in Ophthalmology
Professor and Vice Chair, Dept. of Ophthalmology
Chief, Glaucoma Service
University of Colorado School of Medicine
Aurora, Colorado



Going with the flow:
Optimizing IOP control with the
Streamline System

Malik Y. Kahook, MD
The Slater Family Endowed Chair in Ophthalmology
Professor and Vice Chair, Dept. of Ophthalmology
Chief, Glaucoma Service
University of Colorado School of Medicine
Aurora, Colorado

 [Click here to watch](#)


Canal Dilating and Cutting Procedures Videos to Follow

- 1. Canaloplasty with the Streamline System** 
- 2. Ab Interno Canaloplasty with iTrack System** 
- 3. Ab Interno Viscodilatation & Goniotomy with OMNI System** 
- 4. Visco-BANG with a 30 G Needle** 


Canaloplasty with the Streamline System (SSOSL)

Click here to watch

<https://ciplaforesight-migs.com/Dr-Malik-Kahook/>



All India Ophthalmological Society
Scientific Committee





Step by Step Ophthalmic Learning

Minimally Invasive Glaucoma Surgery


[Audio Visual Training Module]

Ab Interno Canaloplasty with iTrack System


Session 4







Dr. Syril Dorairaj
MD, FACS
Professor of Ophthalmology
Mayo Clinic College of Medicine
Director, Glaucoma Fellowship
Consultant Glaucoma, Anterior Segment Surgery
Mayo Clinic, Department of Ophthalmology, Jacksonville, Florida



AB-INTERNO CANALOPLASTY
Pranav Vasu MPH, Isabella Wagner BS, Yazan Abuoxer MD, Christian Draper MD, Syril Dorairaj MD
Asia-Pacific Academy of Ophthalmology Congress
New Delhi, India, 2025

 [Click here to watch](#)

Canal Dilating and Cutting Procedures Videos to Follow

1. Canaloplasty with the Streamline System 
2. Ab Interno Canaloplasty with iTrack System 
3. Ab Interno Visco dilatation & Goniotomy with OMNI System 
4. Visco-BANG with a 30 G Needle 

Ab Interno Canaloplasty with iTrack System (SSOSL)

Click here to watch

<https://ciplaforsight-migs.com/Dr-Syril-Dorairaj/>



All India Ophthalmological Society
Scientific Committee



Step by Step Ophthalmic Learning

Minimally Invasive Glaucoma Surgery

[Audio Visual Training Module]

Ab Interno Viscodilatation & Goniotomy with OMNI System

Session 4



Dr. Steven R. Sarkisian
Founder and CEO
Oklahoma Eye Surgeons, PLLC
Oklahoma City, USA



*OMNI Surgical System:
Ab Interno Visco-
dilatation/Canaloplasty
and Goniotomy*

- Steven R. Sarkisian, Jr., MD
- Founder and CEO
- Oklahoma Eye Surgeons, PLLC
- Oklahoma City, Oklahoma

 **Click here to watch**

Canal Dilating and Cutting Procedures Videos to Follow

1. Canaloplasty with the Streamline System 
2. Ab Interno Canaloplasty with iTrack System 
- 3. Ab Interno Viscodilatation & Goniotomy with OMNI System **
4. Visco-BANG with a 30 G Needle 

Ab Interno Viscodilatation & Goniotomy with OMNI System (SSOSL)

Click here to watch

<https://ciplaforsight-migs.com/Dr-Steve-Sariskan/>



All India Ophthalmological Society
Scientific Committee



Step by Step Ophthalmic Learning

Minimally Invasive Glaucoma Surgery

[Audio Visual Training Module]

Visco-BANG with a 30 G Needle

Session 4



Dr. Tanuj Dada
MD, FRCSEd
Professor and Head of Glaucoma Services
RP Centre for Ophthalmic Sciences,
AIIMS, New Delhi, India



VISCO-BANG
Dr Tanuj Dada
Professor of Ophthalmology, AIIMS, Delhi
Dr Anin Sethi

 [Click here to watch](#)


Canal Dilating and Cutting Procedures Videos to Follow

1. Canaloplasty with the Streamline System 
2. Ab Interno Canaloplasty with iTrack System 
3. Ab Interno Viscodilatation & Goniotomy with OMNI System 
- 4. Visco-BANG with a 30 G Needle **


Visco-BANG with a 30 G Needle (SSOSL)

Click here to watch

<https://ciplaforsight-migs.com/Dr-Tanuj-Dada>



All India Ophthalmological Society
Scientific Committee




Step by Step Ophthalmic Learning Minimally Invasive Glaucoma Surgery

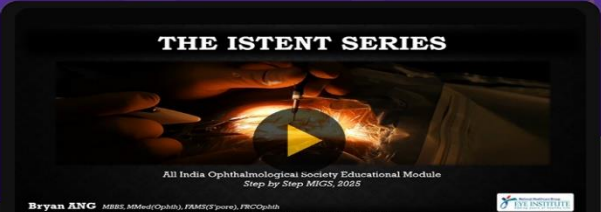
[Audio Visual Training Module]

iStent Series

Session **5**




Dr. Bryan Ang
National Healthcare Group Eye Institute,
Tan Tock Seng Hospital, Singapore



THE ISTENT SERIES



All India Ophthalmological Society Educational Module
Step by Step MIGS 2025

Bryan ANG MBBS, MRCS(Ed), FRMSEd, FRCS(Ed), FRCS(ophth)
Deputy Head, Glaucoma Service, Dept of Ophthalmology, Tan Tock Seng Hospital
Adj. Asst Professor, Dept of Ophthalmology, YLL School of Medicine, National University of Singapore
Consultant, Glaucoma Service, Dept of Ophthalmology, Woodlands Health
Singapore



 [Click here to watch](#)

Device MIGS Videos to Follow

- 1. iStent Series 
- 2. Hydrus Microstent 

iStent Series (SSOSL)

Click here to watch
<https://ciplaforsight-migs.com/Dr-Bryan-Ang/>



All India Ophthalmological Society
Scientific Committee



Step by Step Ophthalmic Learning
Minimally Invasive Glaucoma Surgery
[Audio Visual Training Module]

Hydrus Microstent

Session 5



Dr. Chelvin Sng
Adjunct Associate Professor,
National University of Singapore
Medical Director, Chelvin Sng Eye Centre,
Mount Elizabeth Novena Hospital, Singapore



Hydrus Microstent
Chelvin Sng
Adjunct Associate Professor, National University of Singapore
Medical Director, Chelvin Sng Eye Centre
Convenor, APGS-MIGS Interest Group

 **Click here to watch**

Device MIGS Videos to Follow

- 1. iStent Series 
- 2. Hydrus Microstent 

Hydrus Microstent (SSOSL)

Click here to watch

<https://ciplaforsight-migs.com/Dr-Chelvin-Sng/>



All India Ophthalmological Society
Scientific Committee



Step by Step Ophthalmic Learning

Minimally Invasive Glaucoma Surgery

(Audio Visual Training Module)

XEN in MIGS

Session 6



Dr. Nathan Kerr
MBChB, MD, FRANZCO
Principal Investigator in Glaucoma at the Centre for Eye Research Australia and Consults Privately at Eye Surgery Associates



All India Ophthalmological Society
Educational Module
XEN® step-by-step
Dr Nathan Kerr

Click here to watch

Minimally Invasive Bleb Surgery
Videos to Follow

- 1. XEN in MIGS
- 2. Preserflo

XEN in MIGS (SSOSL)

Click here to watch

<https://ciplaforesight-migs.com/Dr-Nathan-Kerr/>

All India Ophthalmological Society Scientific Committee

Step by Step Ophthalmic Learning
Minimally Invasive Glaucoma Surgery
(Audio Visual Training Module)

Preserflo

Session 6

Dr. Keith Barton
MD, FRCP, FRCS
Professor of Ophthalmology
Moorefields Eye Hospital and UCL, London

Click here to watch

Minimally Invasive Bleb Surgery
Videos to Follow

1. XEN in MIGS
2. Preserflo

Preserflo (SSOSL)

Click here to watch

<https://ciplaforsight-migs.com/Dr-Keith-Barton/>

All India Ophthalmological Society
Scientific Committee

Step by Step Ophthalmic Learning
Minimally Invasive Glaucoma Surgery
(Audio Visual Training Module)

MIGS for PACG

Session 7

Dr. Xiulan Zhang
MD, PhD
Professor of Ophthalmology
Zhongshan Ophthalmic Centre (ZOC)
Sun Yat-Sen University, Guangzhou, China

MIGS for PACG
Xiulan Zhang
Zhongshan Ophthalmic Center
Sun Yat-sen University, Guangzhou, China

Click here to watch

Special Situations and Complications
Videos to Follow

- 1. MIGS for PACG
- 2. Endoscopic MIGS
- 3. MIGS for Pediatric Glaucoma
- 4. What to do When MIGS Fails
- 5. MIGS Complications & Rescue

MIGS for PACG (SSOSL)

Click here to watch

<https://ciplaforsight-migs.com/Dr-Xiulan-Zhang/>

**All India Ophthalmological Society
Scientific Committee**

**Step by Step Ophthalmic Learning
Minimally Invasive Glaucoma Surgery**
(Audio Visual Training Module)

Endoscopic MIGS

Session 7

Dr. Dewang Angmo
MD, DNB, FRCS, FICO, MNAMS
Additional Professor of Ophthalmology
RP Centre for Ophthalmic Sciences,
AIIMS, New Delhi

Endoscopic MIGS
Dr Dewang Angmo MD, DNB, FRCS
Additional Professor
Dr Rajendra Prasad Center For
Ophthalmic Sciences, AIIMS

Click here to watch

**Special Situations and Complications
Videos to Follow**

1. MIGS for PACG
- 2. Endoscopic MIGS**
3. MIGS for Pediatric Glaucoma
4. What to do When MIGS Fails
5. MIGS Complications & Rescue

Endoscopic MIGS (SSOSL)

Click here to watch

<https://ciplaforesight-migs.com/Dr-Dewang-Angmo/>

The cover features the All India Ophthalmological Society Scientific Committee logo at the top left and the AIOS-SC logo at the top right. The main title is 'Step by Step Ophthalmic Learning Minimally Invasive Glaucoma Surgery' in white and yellow text, with the subtitle '(Audio Visual Training Module)'. Below this, 'MIGS for Pediatric Glaucoma' is written in white. A yellow banner on the left indicates 'Session 7'. A portrait of Dr. Sushmita Kaushik is shown in a hexagonal frame. To the left is an image of the training module box. At the bottom is a video player interface showing the title 'MIGS for Pediatric Glaucoma' and the speaker's name and affiliation.

All India Ophthalmological Society
Scientific Committee

AIOS-SC

Step by Step Ophthalmic Learning
Minimally Invasive Glaucoma Surgery
(Audio Visual Training Module)

MIGS for Pediatric Glaucoma

Session 7

Dr. Sushmita Kaushik
Professor,
Advanced Eye Center
Postgraduate Institute of Medical Education
and Research, Chandigarh

MIGS for Pediatric Glaucoma

Sushmita Kaushik
Professor
Advanced Eye Centre,
Postgraduate Institute of Medical Education and
Research, Chandigarh, India

No Financial Interest

 [Click here to watch](https://ciplaforesight-migs.com/Dr-Sushmita-Kaushik/)


**Special Situations and Complications
Videos to Follow**

- 1. MIGS for PACG 
- 2. Endoscopic MIGS 
- 3. MIGS for Pediatric Glaucoma 
- 4. What to do When MIGS Fails 
- 5. MIGS Complications & Rescue 

MIGS for Pediatric Glaucoma (SSOSL)

Click here to watch

<https://ciplaforesight-migs.com/Dr-Sushmita-Kaushik/>





All India Ophthalmological Society
Scientific Committee




Step by Step Ophthalmic Learning
Minimally Invasive Glaucoma Surgery
[Audio Visual Training Module]

What to do When MIGS Fails

Session 7



Dr. Paul Healey
BMedSc (Cell Biology), MBBS (Hons), MMed
(Clinical Epidemiology), PhD (Medicine), FRANZCO
Centre For Vision Research, Westmead Institute For Medical
Research & Save Sight Institutes, Westmead Clinical
School & Sydney Eye Hospitals, Sydney University



What to Do when MIGS fail?

PAUL HEALEY MBBS(HONS), MMed, PHD FRANZCO
CENTRE FOR VISION RESEARCH, WESTMEAD INSTITUTE FOR MEDICAL
RESEARCH & SAVE SIGHT INSTITUTES, WESTMEAD CLINICAL SCHOOL &
SYDNEY EYE HOSPITALS, SYDNEY UNIVERSITY

Click here to watch

**Special Situations and Complications
Videos to Follow**

- 1. MIGS for PACG
- 2. Endoscopic MIGS
- 3. MIGS for Pediatric Glaucoma
- 4. What to do When MIGS Fails**
- 5. MIGS Complications & Rescue

What to do When MIGS Fails (SSOSL)

Click here to watch

<https://ciplaforsight-migs.com/Dr-Paul-Healey/>

 All India Ophthalmological Society
Scientific Committee 

Step by Step Ophthalmic Learning

Minimally Invasive Glaucoma Surgery

[Audio Visual Training Module]

MIGS Complications & Rescue

Session 7



Dr. Shamira Perera
Co-Head, Cataract and Refractive Research,
Singapore Eye Research Institute
Head of Glaucoma research, SERI
Assoc Prof Duke- NUS Graduate Medical School
Deputy Director of MedTech Office, SingHealth



TM MIGS COMPLICATIONS

Assoc Prof Shamira Perera
MBBS (Hons) BSc (Hons) FRCS(Ed) FRCOphth FRCO
Senior Consultant Ophthalmologist and Head Glaucoma Service, Singapore National Eye Centre
Co-Head, Cataract and Refractive Research, Singapore Eye Research Institute
Head of Glaucoma research, SERI
Assoc Prof Duke- NUS Graduate Medical School
Deputy Director of MedTech Office, SingHealth
President of Glaucoma Association of Singapore

 **Click here to watch**


Special Situations and Complications Videos to Follow

1. MIGS for PACG 
2. Endoscopic MIGS 
3. MIGS for Pediatric Glaucoma 
4. What to do When MIGS Fails 
- 5. MIGS Complications & Rescue** 


MIGS Complications & Rescue (SSOSL)

Click here to watch

https://www.youtube.com/watch?v=_tFYAdBV9IM




All India Ophthalmological Society
Scientific Committee




Step by Step Ophthalmic Learning
Minimally Invasive Glaucoma Surgery
[Audio Visual Training Module]

Clinical Outcomes of MIGS Procedures

Session 8



Dr. Mona Khurana
Senior Consultant, Glaucoma Services,
Sankara Nethralaya Medical Research Foundation,
Chennai, India



Click here to watch


Clinical Outcomes Videos to Follow

- 1. Clinical Outcomes of MIGS Procedures
- 2. Refractive Considerations in MIGS Procedures


Clinical Outcomes of MIGS Procedures (SSOSL)

Click here to watch

<https://www.youtube.com/watch?v=FQ5629IjVuc>



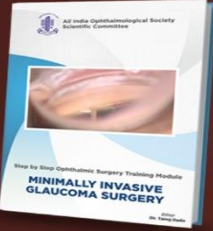
All India Ophthalmological Society
Scientific Committee



Step by Step Ophthalmic Learning
Minimally Invasive Glaucoma Surgery
[Audio Visual Training Module]

Refractive Considerations in MIGS Procedures

Session 8



Dr. Shan Lin
Co-Research Director
Glaucoma Center of San Francisco, USA



Refractive Considerations for
Cataract Surgery in Glaucoma
Patients

Shan C. Lin, M.D.
Co-Research Director
Glaucoma Center of San Francisco

Click here to watch

Clinical Outcomes Videos to Follow

1. Clinical Outcomes of MIGS Procedures
2. Refractive Considerations in MIGS Procedures

Refractive Considerations in MIGS Procedures (SSOSL)

Click here to watch

<https://ciplaforsight-migs.com/Dr-Shan-Lin/>

All India Ophthalmological Society
Scientific Committee

Step by Step Ophthalmic Learning
Minimally Invasive Glaucoma Surgery
(Audio Visual Training Module)

Micropulse Transcleral Laser Therapy

Session 9

Dr. Paul Chew
Senior Consultant
National University of Singapore
National University Hospital, Singapore
National University Health System

Micropulse Transscleral Laser Therapy

Paul TK Chew
Professor & Senior Consultant
Department of Ophthalmology, National University Hospital
National University of Singapore

Maria Cecilia Aquino
Principal Resident Physician
Department of Ophthalmology, National University Hospital
National University of Singapore

Click here to watch

Laser Procedures Videos to Follow

1. Micropulse Transcleral Laser Therapy

Micropulse Transcleral Laser Therapy (SSOSL)

Click here to watch

<https://www.youtube.com/watch?v=HiwsLlb6y4U>